

Supporting Information: Wireless, Skin-Mountable EMG Sensor for Human-Machine Interface Application

Min-Su Song ¹, Sung-Gu Kang ¹, Kyu-Tae Lee ^{2,*} and Jeonghyun Kim ^{1,*}

¹ Department of Electronics Convergence Engineering, Kwangwoon University, Seoul 01899, Korea;

² Department of Physics, Inha University, Incheon 22212, Korea;

* Correspondence: ktleee@inha.ac.kr (K.-T.L.); jkim@kw.ac.kr (J.K.) ; Tel.: +82-32-860-7653 (K.-T.L.); +82-2-940-5554 (J.K.)

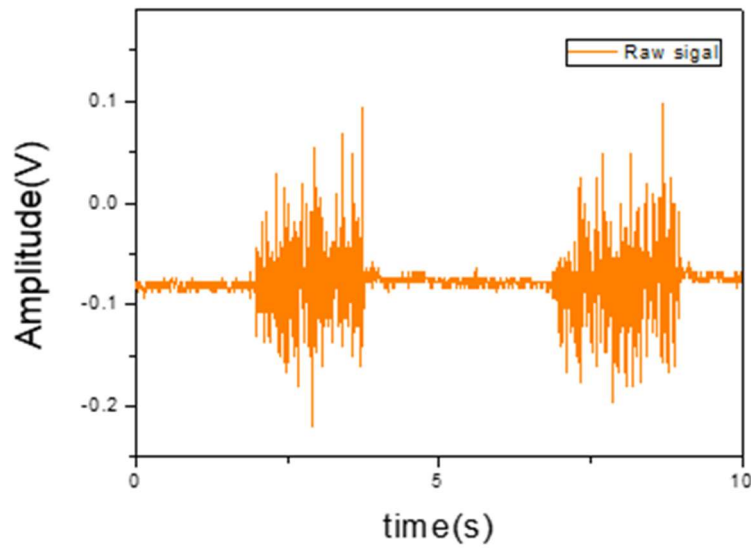


Figure S1. The raw EMG signals associated with clenching the fist.




Figure S2. (a) Image of the connected BLE module. (b) Image of the edge of FFC cable. (c) Area that FFC cable is connected in EMG sensor.

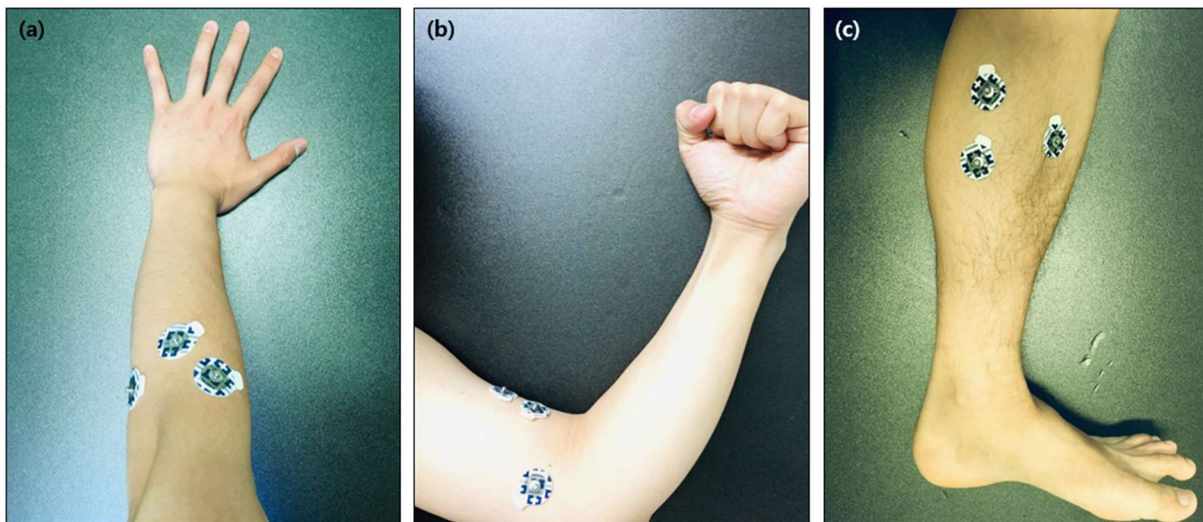


Figure S3. (a) Mounting position of electrodes in Figures 3, 4a, 5 and 6. (b) Mounting position of electrodes in Figure 4c. (c) Mounting position of electrodes in Figure 4e.




Figure S4. (a) The front view of the RC car. (b) The rear view of the RC car.

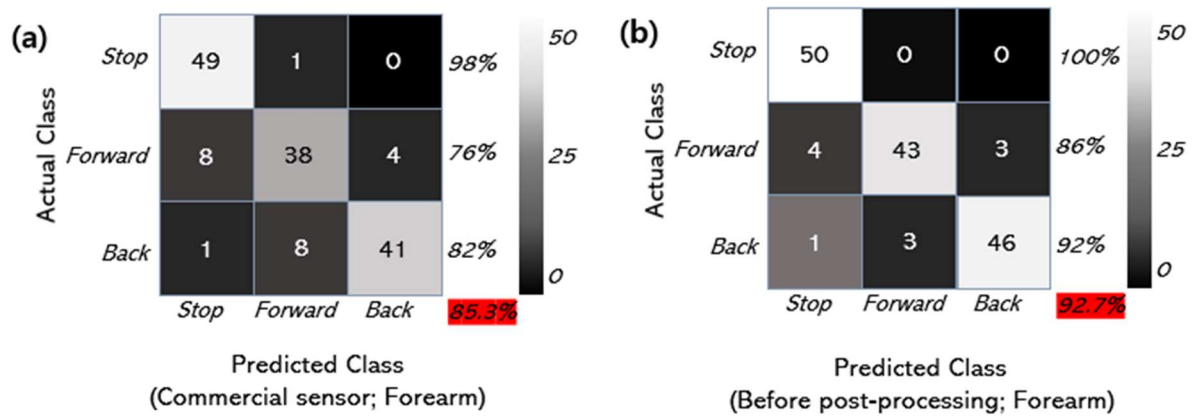


Figure S5. (a) Confusion matrix that describes the performance using commercial sensor. (b) Confusion matrix that describes the performance using untreated sensor.