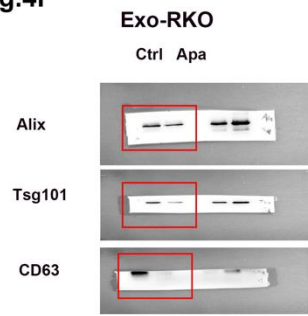


Table S1. Sequences of primers for real-time PCR.

Gene	Primers-Forward	Primers-Reverse
<i>GAPDH</i>	5'-TGCACCACCAACTGCTTAGC -3'	5'-GGCATGGACTGTGGTCATGAG -3'
<i>AP3S2</i>	5'-GATTGAGGCTCAAAACAGGCTG G-3'	5'-CAAACCTGGGACAGGTTGGGAAC -3'
<i>YPEL4</i>	5'-CACGATGAGCTTATTTCCAAGTC C -3'	5'-CCAGTGTGGTTTTGCAGCTCTC -3'
<i>SULT1A3</i>	5'-ACGGCTCATCAAGTCACACCTG -3'	5'-TGCGCCTTTTCCATACGGTGGA -3'
<i>TCEAL7</i>	5'-TGAACGCCAGCAAACAGAAGGG -3'	5'-CACCTTTCCATCTCATCTCCCTC -3'
<i>TRIM59</i>	5'-GAAGGAAATACGAGAGCAGCAG C -3'	5'-GGTTGAACCTCAGGAAGTGGTC -3'
<i>CCR4</i>	5'-CTCTGGCTTTTGTTCAGTCTGC -3'	5'-AGCCACAGTATTGGCAGAGCA -3'
<i>EEA1</i>	5'- CTTCTAGCCACCAGGCAAGATC -3'	5'-CCAATGTAGCCTTGGCAGTCTTC -3'
<i>LAMP2</i>	5'-GGCAATGATACTTGTCTGCTGC -3'	5'-GTAGAGCAGTGTGAGAACGGA-3'
<i>Rab11a</i>	5'-AGCACCATTGGAGTAGAGTTTG C-3'	5' AAGGCACCTACAGCTCCACGAT-3'
<i>Rab11b</i>	5'-TGTCGGTGCCTCACTGGATTGA-3'	5'-TGTCATAGTGCTCAGCCAGGCT-3'
<i>Rab11c</i>	5'-ACTGCTCTTCCTGGAGACCTCA-3'	5'-GCTGTTCTGTCTCTGCTTGGAC-3'
<i>Rab27a</i>	5'-GAAGCCATAGCACTCGCAGAGA -3'	5'-CAGGACTTGTCCACACACCGTT-3'
<i>Rab27b</i>	5'-TGGCAACAAGGCAGACCTACCA -3'	5'-CTCCACATTCTGTCCAGTTGCTG-3'
<i>Snap23</i>	5'-GGTGACAAATGGTCAGCTTCAG C-3'	5'-CCAGGATACTGCCCAGTTGAGT-3'
<i>Syntaxin4</i>	5'-CGGCAGACTATTGTCAAACCTGG G-3'	5'-ATCTCATCGCGCAGGTTCTGCA-3'
<i>VAMP2</i>	5'CTCCAAACCTCACCAGTAACAGG -3'	5'-AGCTCCGACAGCTTVTGGTCTC-3'

Fig.4F



Exo-HCT116

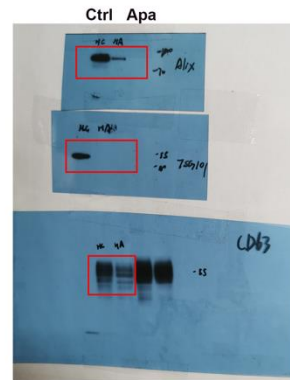


Fig.6A




Figure S1. Original blots of western blot analyses in this paper (Fig.4F (machine reading blots) and Fig.6A (original films)).