

Supporting Information for

A highly active Au/In₂O₃-ZrO₂ catalyst for selective hydrogenation of CO₂ to methanol

Zhe Lu, Kaihang Sun, Jing Wang, Zhitao Zhang, and Chang-jun Liu*

School of Chemical Engineering and Technology, Tianjin University, Tianjin 300072, P. R. China.

Table S1. Comparison of Au catalysts for CO₂ hydrogenation to methanol.

Catalysts	Pressure /MPa	Temperature/ K	GHSV/ cm³ h⁻¹ g_{cat}⁻¹	X_{CO₂} / %	S_{MeOH} / %	STY/ g_{MeOH} h⁻¹ g_{cat}⁻¹	Ref.
Au/In ₂ O ₃ -ZrO ₂	5.0	523	21, 000	5.4	88.2	0.27	This work
Au/In ₂ O ₃ -ZrO ₂	5.0	548	21, 000	10.1	83.1	0.48	This work
Au/In ₂ O ₃ -ZrO ₂	5.0	573	21, 000	14.8	70.1	0.59	This work
Au/ZrO ₂	5.0	573	21, 000	26.0	13.3	0.20	This work
Au/In ₂ O ₃ -ZrO ₂ (3: 1)	5.0	573	21, 000	11.3	72.9	0.47	This work
Au/In ₂ O ₃ -ZrO ₂ (6: 1)	5.0	573	21, 000	14.8	66.0	0.56	This work
Au/In ₂ O ₃	5.0	573	21, 000	11.7	67.8	0.47	[1]
Au/TiO ₂	0.5	513	24, 000	13.1	0.6	0.0015	[2]
Au/CeO ₂	0.1	498	20, 000	~1	~37.0	0.0047	[3]
Au/ZnO	5.0	513	9, 000	1.0	70.0	0.014	[4]
Au/ZnO-ZrO ₂	8.0	493	3, 300	2	100.0	0.019	[5]
Au/Al ₂ O ₃	0.5	493	24, 000	2	3.8	0.00048	[2]

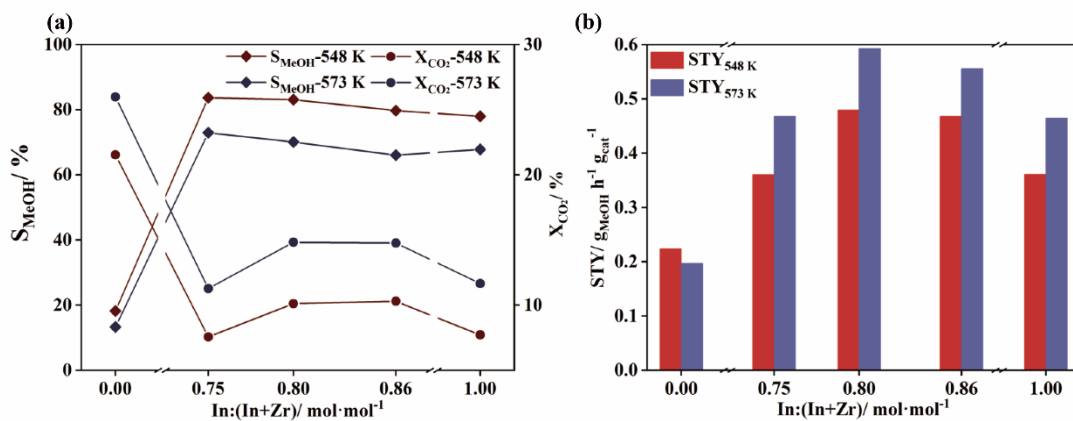


Figure S1. (a) CO₂ conversion and methanol selectivity, and (b) methanol space-time yield (STY) respect to the molar In content, which is equal to $m/(m+n)$ for the Au/In₂O₃-ZrO₂ ($m:n$) sample. Reaction conditions: 5 MPa, H₂/CO₂/N₂ = 76/19/5, GHSV = 21,000 cm³ h⁻¹ g_{cat}⁻¹.




Figure S2. TEM images of Au/In₂O₃-ZrO₂ (a), Au/In₂O₃-ZrO₂-AR (b) and Au/In₂O₃-ZrO₂-AR (c); SEM image (d) and the corresponding EDX mapping of Au/In₂O₃-ZrO₂-AR.

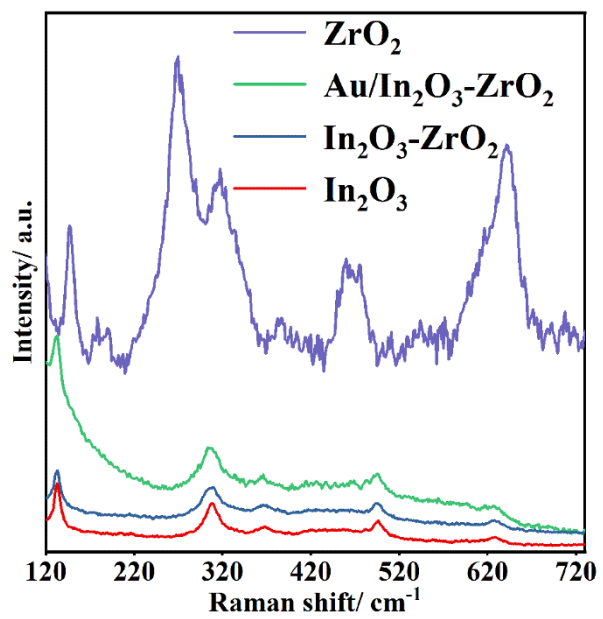


Figure S3. Visible Raman spectra of fresh ZrO₂, Au/In₂O₃-ZrO₂, In₂O₃-ZrO₂, and In₂O₃ samples.

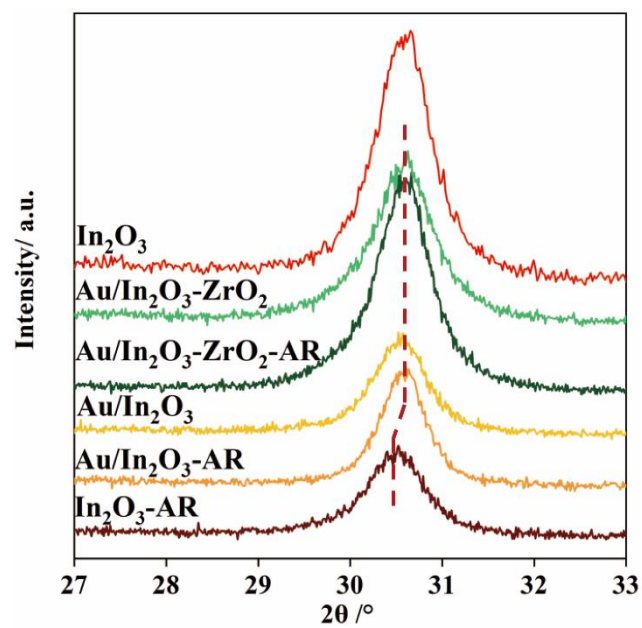


Figure S4. Enlarged XRD patterns of peaks around 32 ° for fresh samples and the samples after reaction.

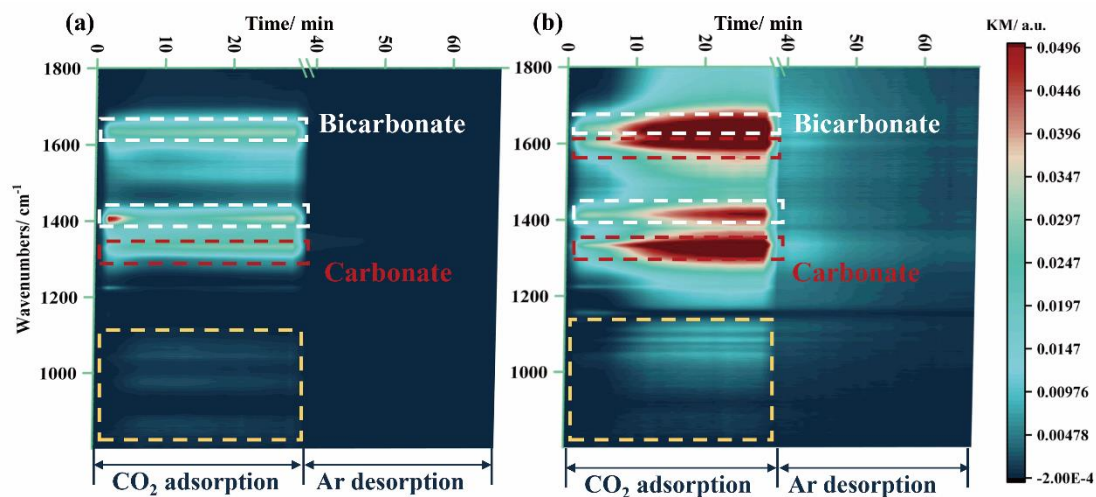


Figure S5. Time-resolved *in-situ* DRIFTS as a function of CO₂ adsorption time and Ar desorption time at 323 K after pretreatment in Ar over Au/In₂O₃ (a) and Au/In₂O₃-ZrO₂ (b). Symbol definition: bicarbonate [6] (white frame), carbonate [6-7] (red frame), CO₂ adsorbed on the vacancies featuring the higher CO₂ adsorption energy [8] (yellow frame).

References

- 1 N. Rui, F. Zhang, K. Sun, Z. Liu, W. Xu, E. Stavitski, S. D. Senanayake, J. A. Rodriguez and C.-J. Liu, Hydrogenation of CO₂ to methanol on a Au^{δ+}-In₂O_{3-x} catalyst. *ACS Catal.* **2020**, *10*, 11307–11317.
- 2 Y. Hartadi, D. Widmann and R. J. Behm, CO₂ hydrogenation to methanol on supported Au catalysts under moderate reaction conditions: support and particle size effects. *ChemSusChem* **2015**, *8*, 456–465.
- 3 A. Vourrosa, I. Garagounisa, V. Kyriakoua, S. A. C. Carabineiro, F. J. Maldonado-Hódar, G. E. Marnellos, M. Konsolakis, Carbon dioxide hydrogenation over supported Au nanoparticles: Effect of the support. *J. CO₂ Util.* **2017**, *19*, 247–256.
- 4 Y. Hartadi, D. Widmann and R. J. Behm, Methanol formation by CO₂ hydrogenation on Au/ZnO catalysts – Effect of total pressure and influence of CO on the reaction characteristics. *J. Catal.* **2016**, *333*, 238–250.
- 5 J. Słoczynski, R. Grabowski, A. Kozłowska, P. Olszewski, J. Stoch, J. Skrzypek and M. Lachowska, Catalytic activity of the M/(3ZnO-ZrO₂) system (M = Cu, Ag, Au) in the hydrogenation of CO₂ to methanol. *Appl. Catal., A* **2004**, *278*, 11–23.
- 6 X. Jia, X. Zhang, N. Rui, X. Hu and C.-J. Liu, Structural effect of Ni/ZrO₂ catalyst on CO₂ methanation with enhanced activity. *Appl. Catal., B* **2019**, *244*, 159–169.
- 7 A. M. Abdel-Mageed, G. Kučerová, J. Bansmann and R. J. Behm, Active Au species during the low-temperature water gas shift reaction on Au/CeO₂: a time-resolved operando XAS and DRIFTS study. *ACS Catal.* **2017**, *7*, 6471–6484.
- 8 O. Martín, A. J. Martín, C. Mondelli, S. Mitchell, T. F. Segawa, R. Hauert, C. Drouilly, D. Curulla-Ferré and J. Pérez-Ramírez, Indium oxide as a superior catalyst for methanol synthesis by CO₂ hydrogenation. *Angew. Chem., Int. Ed.* **2016**, *55*, 6261–6265.