

Facile formation of anatase nanoparticles on H-titanate nanotubes at low temperature for efficient visible light-driven degradation of organic pollutants

Weiwei Fu¹, Zhiqiang Shi², Helong Bai¹, Jinyu Dai², Zhiming Lu², Deguang Zhang², Feifei Lei², Lun Zhao^{1,*} and Zongtao Zhang^{2,*}

¹ College of Chemistry, Changchun Normal University, Changchun 130032, China. fuweiwei1984@126.com (W. F.); baihelong@ccsfu.edu.cn (H. B.)

² State Key Laboratory of Inorganic Synthesis & Preparative Chemistry, Jilin University, Changchun 130012, China. 937106222@qq.com (Z. S.); 1519486944@qq.com (J. D.); 674424668@qq.com (Z. L.); 2445685160@qq.com (F. L.); zhangdg17@mails.jlu.edu.cn (D. Z.)

*Correspondence: fuweiwei1984@126.com; Tel: (+86) 431 86168099

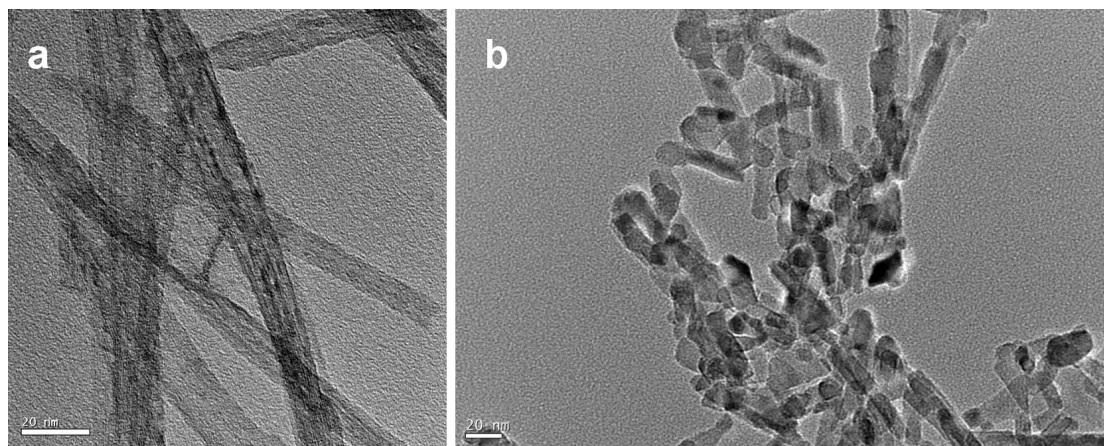


Figure S1. TEM images of (a) TiO₂-60, (b) TiO₂-500.

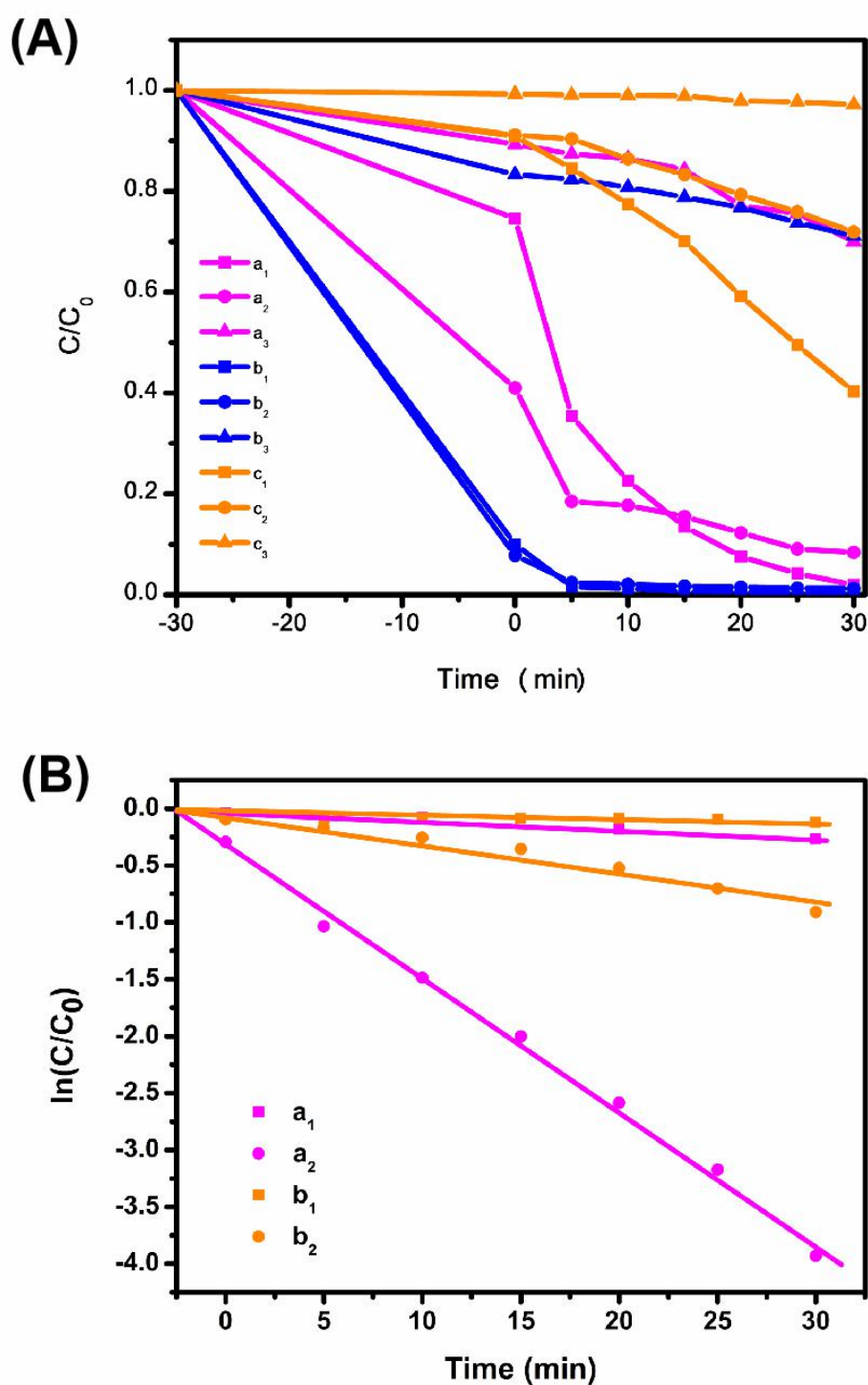


Figure S2. (A) Photocatalytic degradation of RhB over the (a_1) dual-phase H-titanate/anatase, (a_2) H-titanate, (a_3) anatase catalysts; photocatalytic degradation of MB over the (b_1) dual-phase H-titanate/anatase, (b_2) H-titanate, (b_3) anatase catalysts; photocatalytic degradation of MO over the (c_1) dual-phase H-titanate/anatase, (c_2) H-titanate, (c_3) anatase catalysts under visible light irradiation. (B) Photocatalytic kinetic plot of the (a_1) P25, (a_2) dual-phase H-titanate/anatase for degradation of RhB; photocatalytic kinetic plot of the (b_1) P25, (b_2) dual-phase H-titanate/anatase for degradation of MO under visible light irradiation.

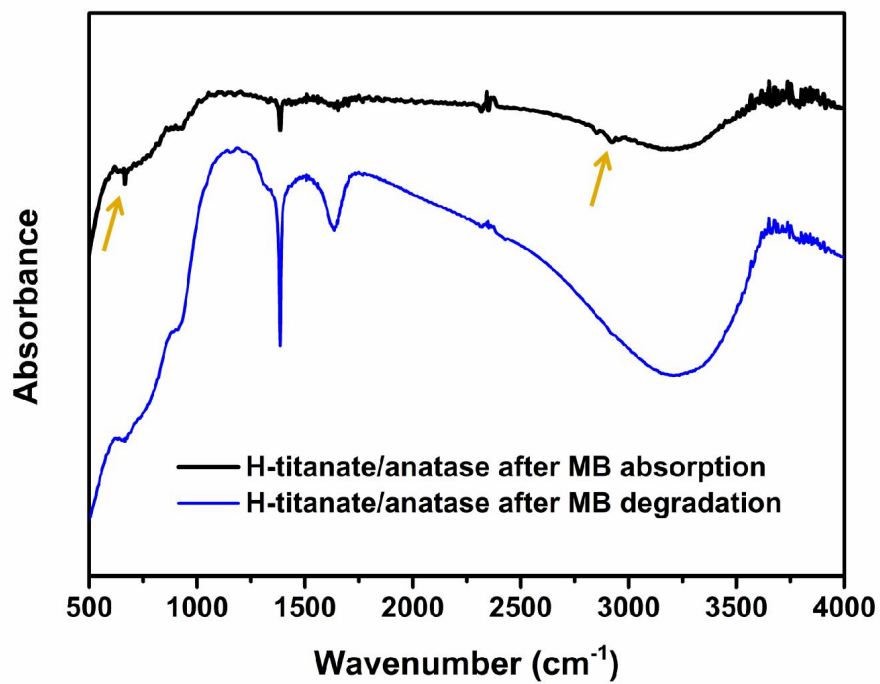


Figure S3. FT-IR spectra of H-titanate/anatase after MB adsorption and degradation tests.

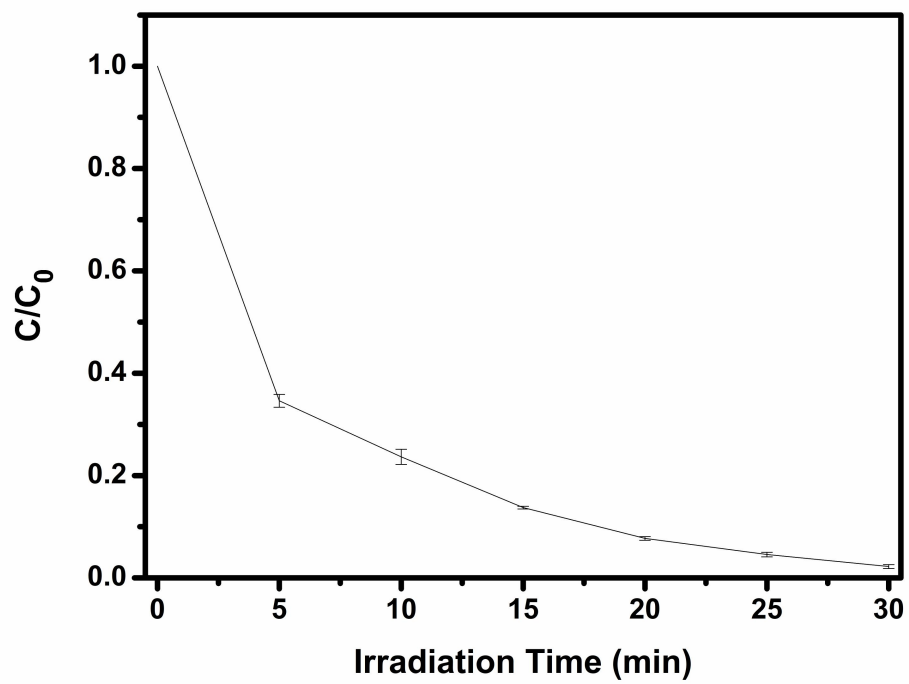


Figure S4. Photocatalytic degradation of RhB over the dual-phase H-titanate/anatase catalysts.

Table S1. Textural parameters of (a) TiO₂-60 (the as-prepared H-titanate tubes), (b) TiO₂-100, (c) TiO₂-200, (d) TiO₂-300, (e) TiO₂-500.

Sample	S _{BET} (m ² g ⁻¹)	Pore Size (nm)	V _{total} ^a (cm ³ g ⁻¹)
a	245	10.2	0.659
b	174	11.4	0.732
c	165	11.5	0.486
d	161	18.6	0.850
e	95	26.7	0.661

^aTotal pore volume was calculated at a relative pressure of $P/P_0=0.98$