

# Supporting Information

## Tailoring Morphology in Hydrothermally Synthesized CdS/ZnS Nanocomposites for Extraordinary Photocatalytic H<sub>2</sub> Generation via Type-II Heterojunction

Mianli Huang <sup>1</sup>, Maoqing Yu <sup>1</sup>, Ruiru Si <sup>2</sup>, Xiaojing Zhao <sup>1</sup>, Shuqin Chen <sup>1,\*</sup>, Kewei Liu <sup>1</sup>  
and Xiaoyang Pan <sup>1,\*</sup>

- <sup>1</sup> College of Chemical Engineering and Materials, Quanzhou Normal University, Quanzhou 362000, China; mianlihuang@qztc.edu.cn (M.H.); 17705053910@163.com (M.Y.); zhaoxj199011@163.com (X.Z.); 10005@qztc.edu.cn (K.L.)
- <sup>2</sup> Fujian Key Laboratory of Agro-Products Quality and Safety, Institute of Quality Standards & Testing Technology for Agro-Products, Fujian Academy of Agricultural Sciences, Fuzhou 350003, China; srr0506@163.com
- \* Correspondence: chenshuqin@qztc.edu.cn (S.C.); xypan@qztc.edu.cn (X.P.)

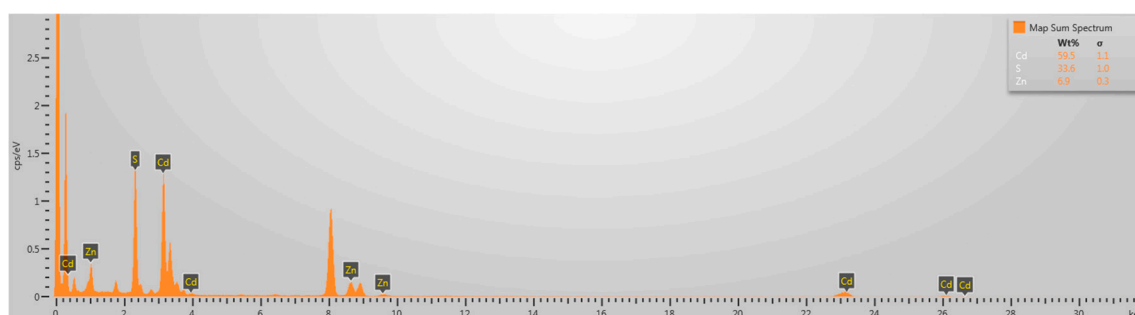
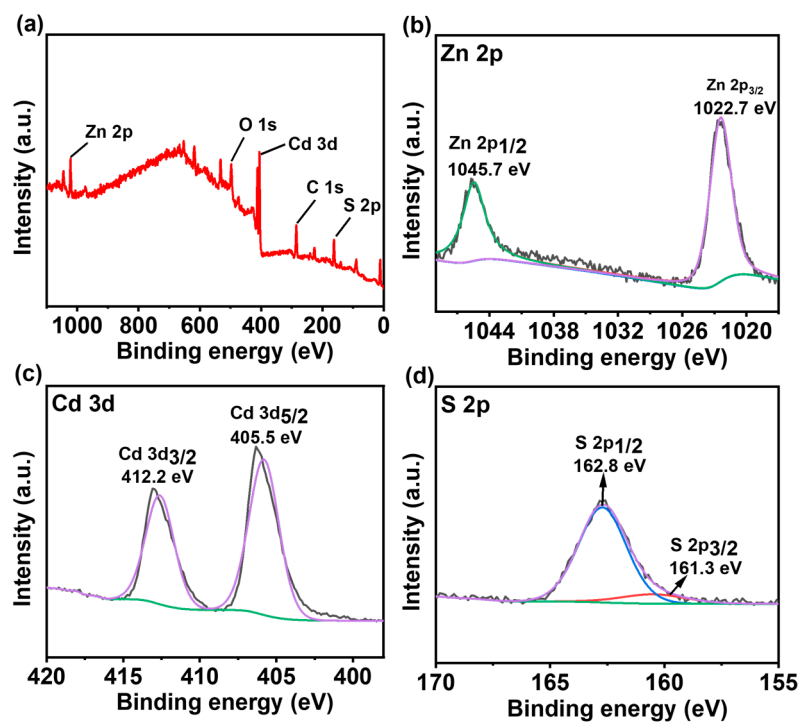
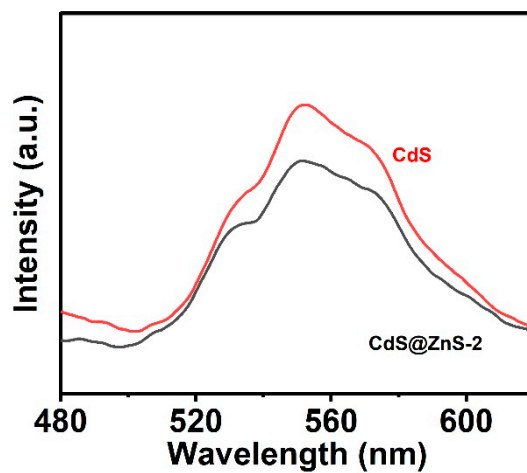


Figure S1. selected area EDS spectra of the CdS@ZnS-2 sample.



**Figure S2.** XPS spectra of (a) survey, (b) Zn 2p, (c) Cd 3d, and (d) S 2p for CdS@ZnS-2 after recycling test.



**Figure S3.** PL spectra of CdS and CdS@ZnS-2 catalysts