

Supplementary

Article

Effective Photocatalytic Activity of Mixed Ni/Fe-Base Metal-Organic Framework under a Compact Fluorescent Daylight Lamp

Vinh Huu Nguyen ¹, Trinh Duy Nguyen ^{1,*}, Long Giang Bach ¹, Thai Hoang ², Quynh Thi Phuong Bui ³, Lam Dai Tran ^{2,4}, Chuong V. Nguyen ⁵, Dai-Viet N. Vo ⁶, and Sy Trung Do ^{7,*}

¹ NTT Institute of High Technology, Nguyen Tat Thanh University, 300A Nguyen Tat Thanh, District 4, Ho Chi Minh City 73010, Vietnam; nguyenhhuvinh3110@gmail.com (V.H.N.); blgiangntt@gmail.com (L.G.B.)

² Institute for Tropical Technology, Vietnam Academy of Science and Technology, 18 Hoang Quoc Viet, Cau Giay, Hanoi 10072, Vietnam; hoangth@itt.vast.vn (T.H.); trandailam@gmail.com (L.D.T.)

³ Faculty of Chemical Technology, Ho Chi Minh City University of Food Industry, 140 Le Trong Tan, Tan Phu District, Ho Chi Minh City 72009, Vietnam; phuongquynh102008@gmail.com

⁴ Graduate University of Science and Technology, Vietnam Academy of Science and Technology, 18 Hoang Quoc Viet, Cau Giay, Hanoi 10072, Vietnam

⁵ Department of Materials Science and Engineering, Le Quy Don Technical University, Hanoi 100000, Vietnam; chuongnguyen11@gmail.com

⁶ Faculty of Chemical & Natural Resources Engineering, University Malaysia Pahang, Lebuhraya Tun Razak, Gambang 26300, Malaysia; vietvo@ump.edu.my

⁷ Institute of Chemistry, Vietnam Academy of Science and Technology, 18 Hoang Quoc Viet, Cau Giay District, Hanoi 10072, Vietnam

* Correspondence: ndtrinh@ntt.edu.vn (T.D.N.); dosyvh@gmail.com (S.T.D.)

Received: 19 September 2018; Accepted: 15 October 2018; Published: date

Table S1. Synthetic parameters of MIL-53(Fe) and Ni/Fe-MOF samples.

Sample no.	$n_{Fe^{3+}}$ (mmol)	$n_{Ni^{2+}}$ (mmol)	n_{TPA} (mmol)	V_{DMF} (mL)	Ni/Fe (theoretical)	Ni/Fe (EDS)	Ni/Fe (XPS)
MIL-53(Fe)	6.00	-	9.00	60	-	-	-
Ni/Fe-MOF-0.1	5.40	0.60	9.00	60	0.10	0.16	-
Ni/Fe-MOF-0.3	4.20	1.80	9.00	60	0.30	0.30	0.26
Ni/Fe-MOF-0.5	3.00	3.00	9.00	60	0.50	0.48	-
Ni/Fe-MOF-0.7	1.80	4.20	9.00	60	0.70	0.66	-

Table S2. Product data of a 40 W compact fluorescent lamp. (Source:

<http://www.assets.lighting.philips.com/is/content/PhilipsLighting/fp929689844999-pss-global>).

General Information		Operating and Electrical	
Cap-Base	E27 [E27]	Input Frequency	50 or 60 Hz
Light Technical		Power (Rated) (Nom)	70 W
Color Code	865 [CCT of 6500K]	Lamp Current (Nom)	312 mA
Luminous Flux (Nom)	4400 lm	Power Factor (Nom)	0.6
Color Designation	Cool Daylight	Voltage (Nom)	220-240 V
Lumen Maintenance 2000 h (Nom)	85 %	Product Data	
Lumen Maintenance 5000 h (Nom)	75 %	Full product code	692341076895400
Chromaticity Coordinate X (Nom)	313	Order product name	ESSENTIAL 70W CDL E27 220-240V 1CC/6
Chromaticity Coordinate Y (Nom)	337	EAN/UPC - Product	6923410768954
Correlated Color Temperature (Nom)	6500 K	Order code	929689844999
Luminous Efficacy (rated) (Nom)	63 lm/W	Numerator - Quantity Per Pack	1
Color Rendering Index (Min)	80	Numerator - Packs per outer box	6
LLMF At End Of Nominal Lifetime (Min)	65 %	Material Nr. (12NC)	929689844999
		Net Weight (Piece)	0.440 kg




Figure S1. EDS mapping of Ni/Fe-MOF-0.3 sample.

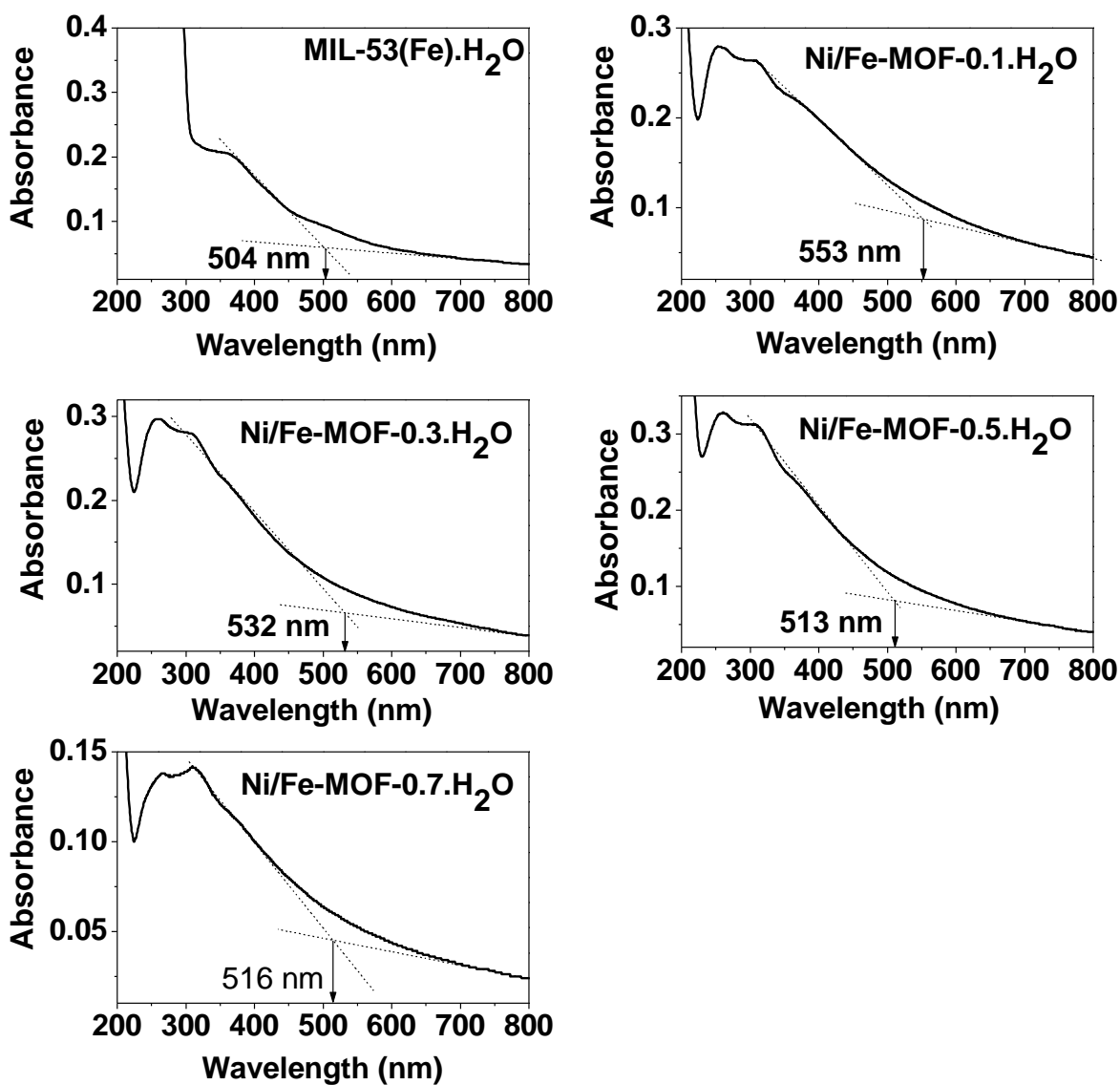


Figure S2. UV-vis DRS spectra of as-prepared MIL-53(Fe) and Ni-MIL-53(Fe) crystals isolated from H₂O.

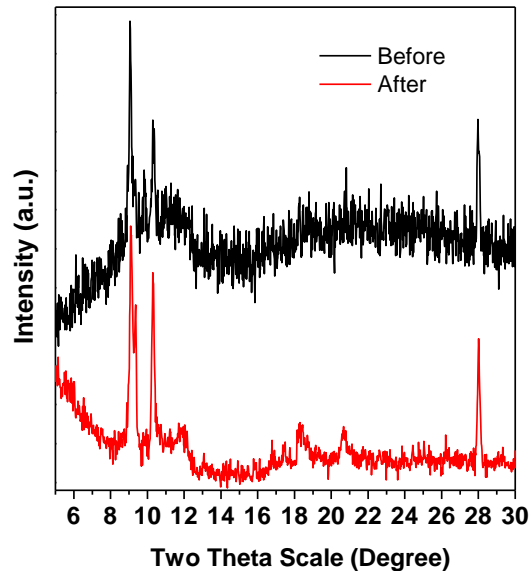


Figure S3. XRD patterns of Ni/Fe-MOF-0.3 before and after reactions.

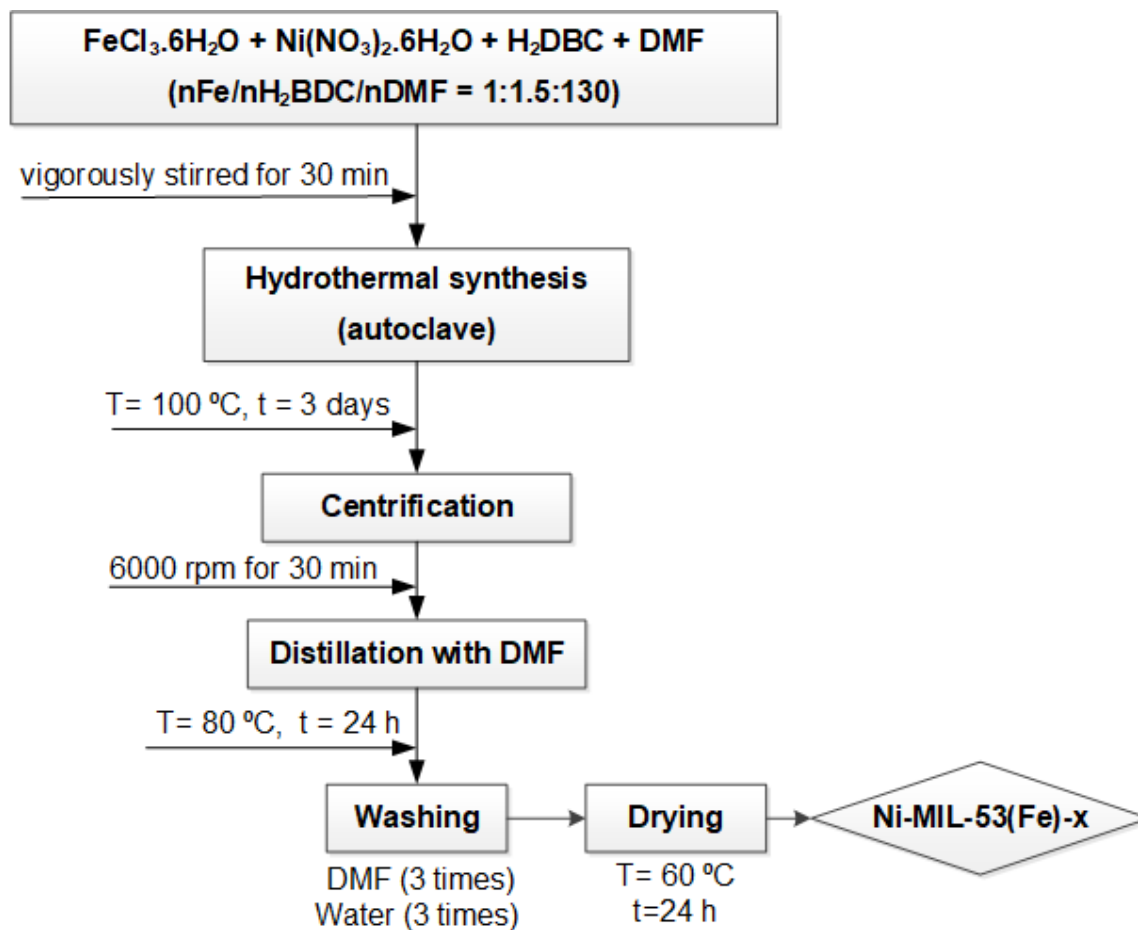


Figure S4. The flow chart of the synthesis method.

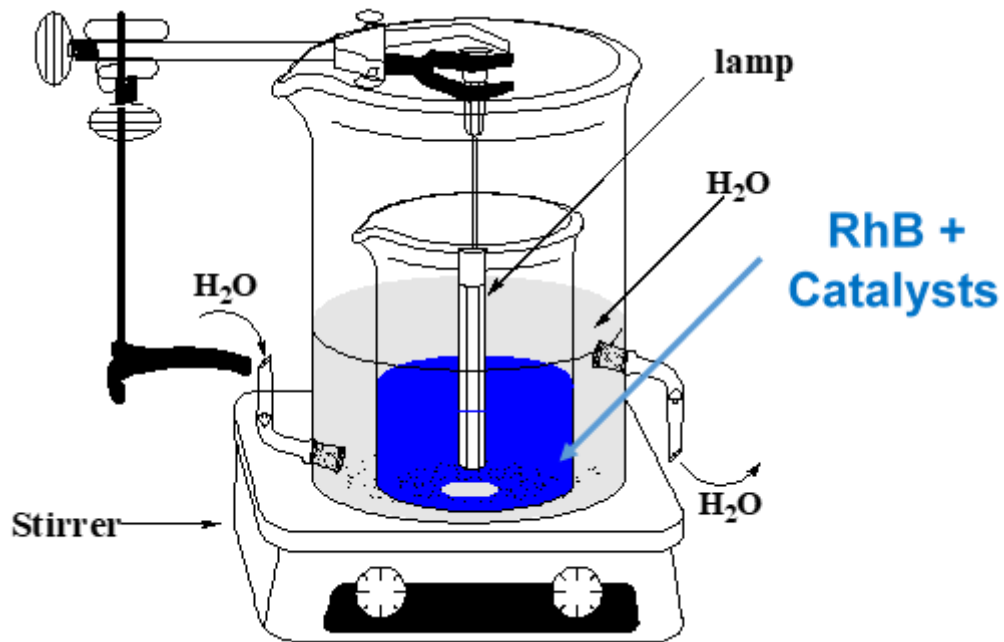


Figure S5: Illustration of the utilized photocatalytic test system

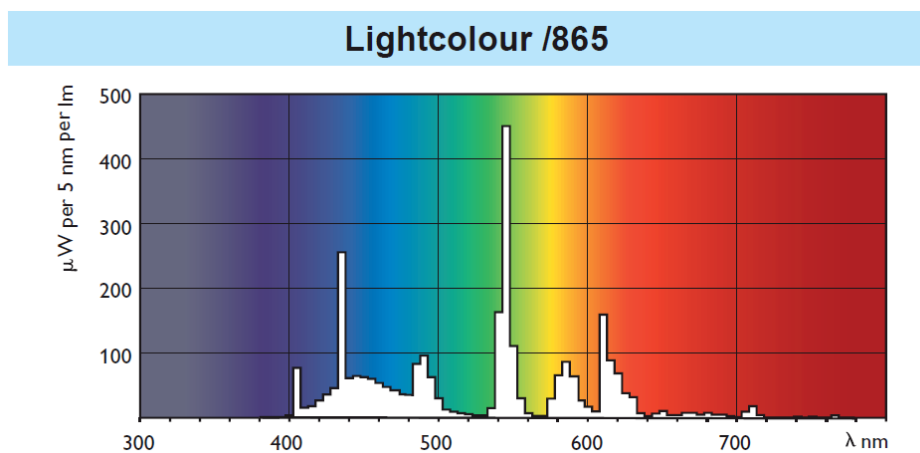
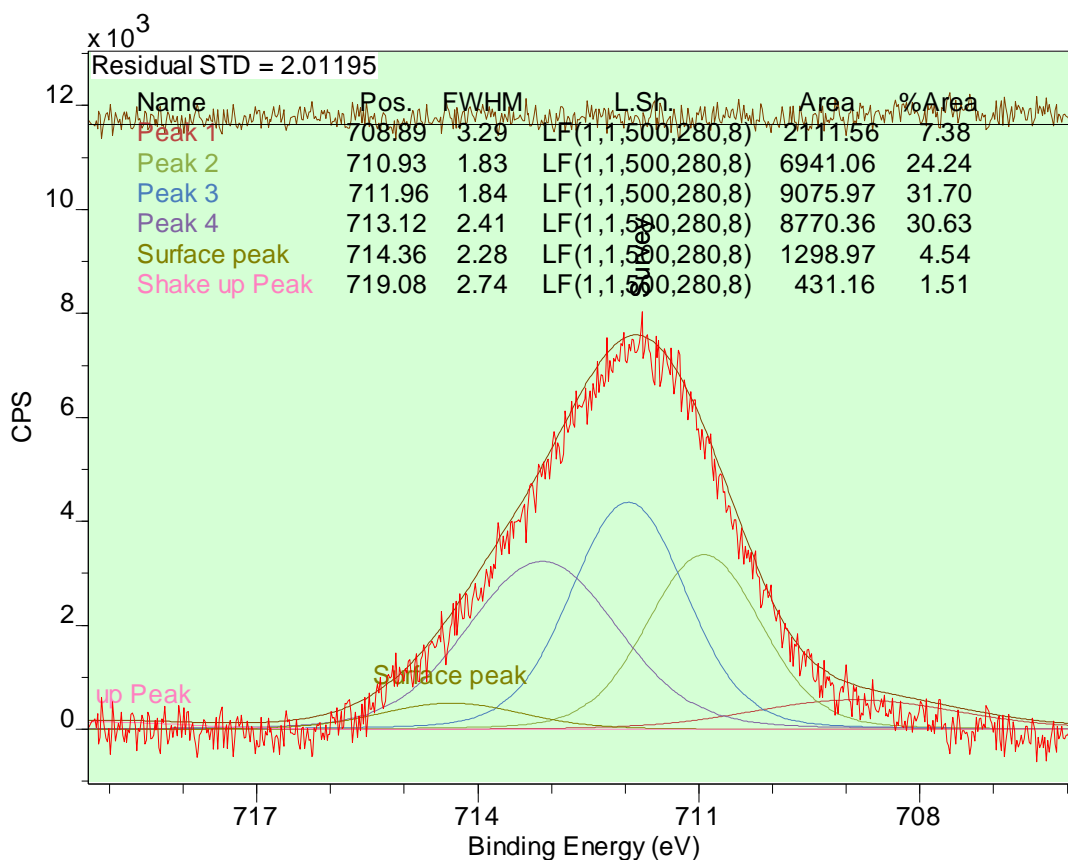


Figure S6. The spectral distribution of a 40 W compact fluorescent lamp (Source: <https://www.interlight.biz/Catalogs/Philips/Philips%202010%20European%20Lamps.pdf>).

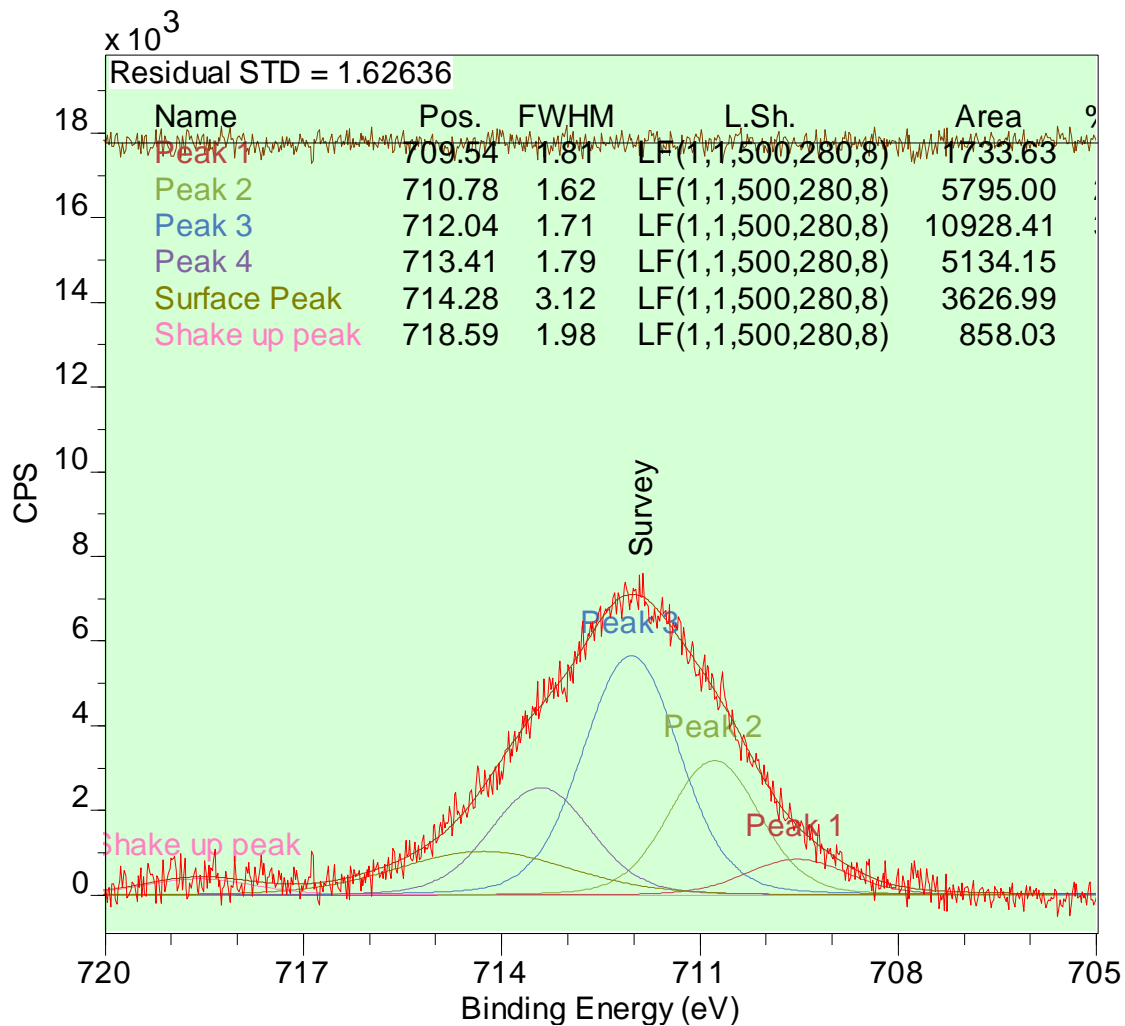
fe-nife mil.txt



CasaXPS (This string can be edited in CasaXPS.DEF/PrintFootNote.txt)

Figure S7. Background-subtracted Fe 2p_{3/2} spectrum from Ni/Fe-MOF-0.3.

fe mil-53.txt



CasaXPS (This string can be edited in CasaXPS.DEF/PrintFootNote.txt)

Figure S8. Background-subtracted Fe 2p_{3/2} spectrum from MIL-53(Fe).