






Article

# Anomalous Behaviour in the Atomic Structure of Nb<sub>3</sub>Sn under High Pressure

Irene Schiesaro<sup>1,\*</sup> , Simone Anzellini<sup>2</sup> , Rita Loria<sup>1</sup>, Raffaella Torchio<sup>3</sup> , Tiziana Spina<sup>4</sup> , René Flükiger<sup>5</sup> , Tetsuo Irifune<sup>6</sup>, Enrico Silva<sup>7</sup>  and Carlo Meneghini<sup>1</sup> 

<sup>1</sup> Dipartimento di Scienze, Università Roma Tre, Via della Vasca Navale 79, 00146 Rome, Italy; ritaloria@gmail.com (R.L.); carlo.meneghini@uniroma3.it (C.M.)

<sup>2</sup> Diamond Light Source Ltd., Harwell Science & Innovation Campus, Diamond House, Didcot OX11 0DE, UK; simone.anzellini@diamond.ac.uk

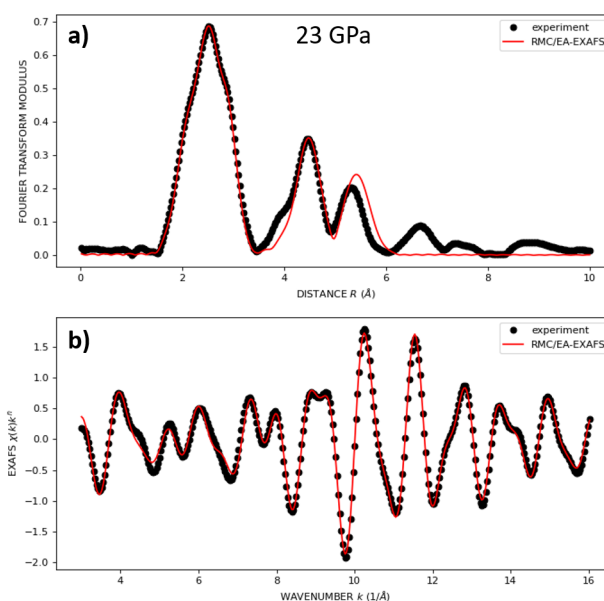
<sup>3</sup> ESRF—European Synchrotron Radiation Facility, 38000 Grenoble, France; raffaella.torchio@esrf.fr

<sup>4</sup> Superconducting Radio Frequency (SRF) Materials and Research Department, Fermilab, Batavia, IL 60510, USA; tspina@fnal.gov

<sup>5</sup> Department of Quantum Matter Physics, University of Geneva, 1211 Geneva, Switzerland; rene.flukiger@unige.ch

<sup>6</sup> Geodynamics Research Center, 6 Ehime University, Matsuyama 790-8577, Japan; irifune@dpc.ehime-u.ac.jp

<sup>7</sup> Dipartimento di Ingegneria, Università Roma Tre, 00146 Roma, Italy; enrico.silva@uniroma3.it



**Figure S1.** The EvAX output plot for the 23 GPa spectrum is shown for sake of example. (Panel a) Modulus of  $k^2$ -weighted Fourier transform (FT) of the experimental spectra ( $FT(k^2\chi_{exp}$ , black dots), and CA curve ( $FT(k^2\chi_{CA}$ , red line) from RMC atomic models. A Gaussian apodization windows is applied to the FT (see [http://www.dragon.lv/evax/downloads/EvAX\\_manual.pdf](http://www.dragon.lv/evax/downloads/EvAX_manual.pdf)). (Panel b) The  $k^2$ -weighted Back Fourier filtered (FF) curves from experimental data (black dots) and CA curve (red line). The Fourier filtering removes the contributions of scattering paths longer than  $2R_{max}$  and the high-frequency experimental noise.

**Publisher's Note:** MDPI stays neutral with regard to jurisdictional claims in published maps and institutional affiliations.

**Copyright:** © 2021 by the authors. Submitted to *Crystals* for possible open access publication under the terms and conditions of the Creative Commons Attribution (CC BY) license (<https://creativecommons.org/licenses/by/4.0/>).