

Intrinsic instability of perovskite solar cells: the role of hole-blocking layer

Nicolò Lago ^{1,*}, Andrea Polo ¹, Sathy Harshavardhan Reddy ², Aldo di Carlo ² and Andrea Cester ¹

¹ Department of Information Engineering, University of Padova, 35131 Padova, Italy

² Università degli Studi di Roma "Tor Vergata", Rome, Italy

* Correspondence: lagonico@dei.unipd.it

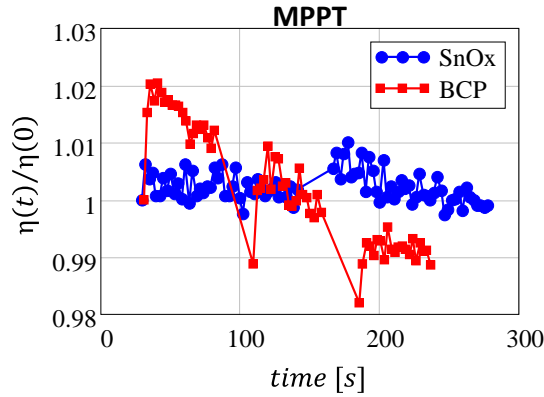


Figure S1. Normalized efficiency during maximum power point tracking (MPPT) experiments.

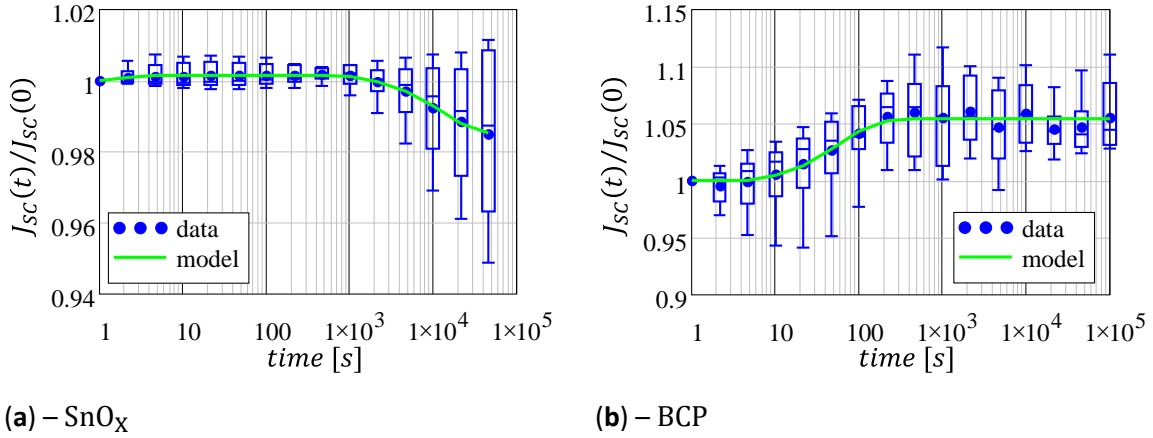
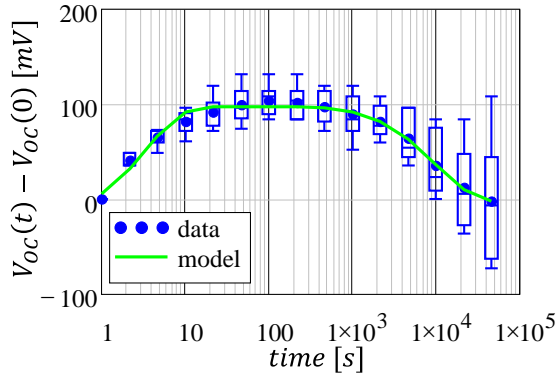
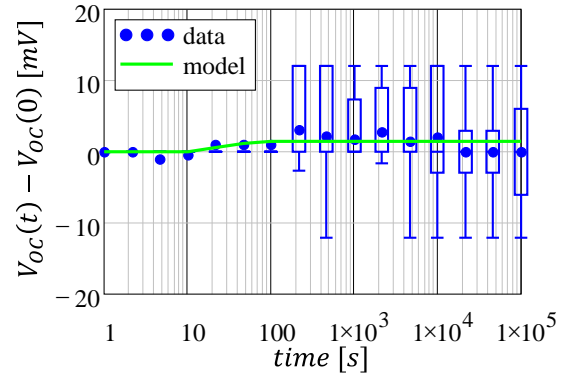


Figure S2. Normalized short circuit current as a function of time for the two architectures under analysis: (a) SnO_x-based cells; (b) BCP-based cells. Data fitting (green line) was computed using the mean values (blue circles) as data-set.

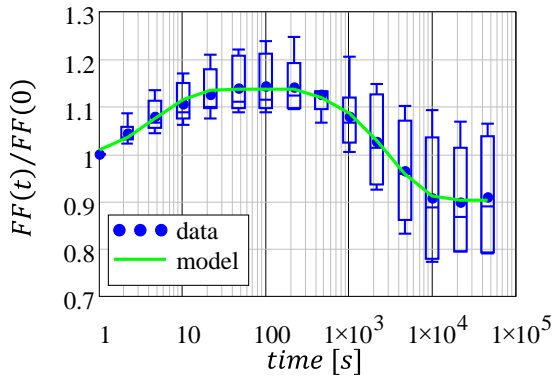


(a) – SnO_x

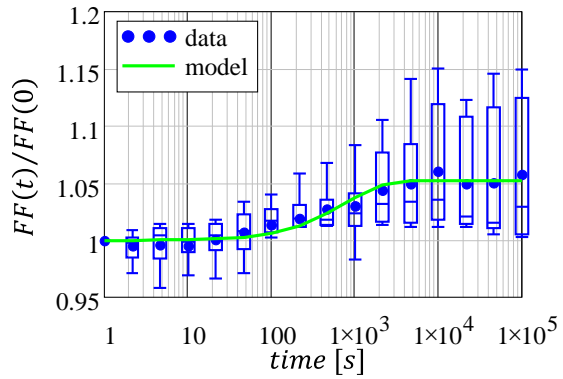


(b) – BCP

Figure S3. Normalized open circuit voltage as a function of time for the two architectures under analysis: (a) SnO_x-based cell; (b) BCP-based cells. Data fitting (green line) was computed using the mean values (blue circles) as data-set.

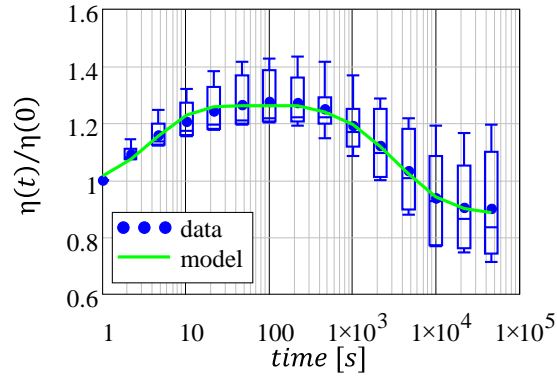


(a) – SnO_x

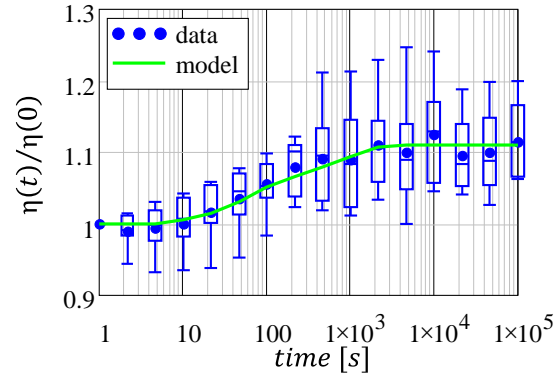


(b) – BCP

Figure S4. Normalized fill-factor as a function of time for the two architectures under analysis: (a) SnO_x-based cells; (b) BCP-based cells. Data fitting (green line) was computed using the mean values (blue circles) as data-set.



(a) – SnO_x



(b) – BCP

Figure S5. Normalized power conversion efficiency as a function of time for the two architectures under analysis: (a) SnO_x -based cells; (b) BCP-based cells. Data fitting (green line) was computed using the mean values (blue circles) as data-set.