

# Supplementary Materials: Metal(II) Complexes of Compartmental Polynuclear Schiff Bases Containing Phenolate and Alkoxy Groups

Franz A. Mautner, Roland C. Fischer, Mark Spell, Andres R. Acevedo, Diana H. Tran and Salah S. Massoud

Table S1. Hydrogen bonding system for Compounds 1–4

D-H...A <sup>a</sup>	Symmetry of A	D...A (Å)	D-H...A (°)
Compound 1			
O(3)-H(31)...O(1)	[x,y,1+z]	2.905(3)	137(3)
O(3)-H(31)...O(2)	[x,y,1+z]	2.900(2)	150(3)
Compound 2			
O(5)-H(90)...O(1)		3.0907(19)	131(2)
O(5)-H(90)...O(3)		3.025(2)	159(2)
O(5)-H(91)...O(2)		3.0140(19)	132(2)
O(5)-H(91)...O(4)		2.991(2)	160(2)
Compound 3			
O(5)-H(90)...O(2)		2.941(7)	152(11)
O(5)-H(90)...O(4)		3.012(8)	138(10)
O(5)-H(91)...O(1)		2.963(8)	126(10)
O(5)-H(91)...O(3)		3.014(9)	165(11)
O(6)-H(92)...O(5)		2.846(10)	173(8)
Compound 4			
O(5)-H(91)...O(2)		3.0670(16)	141(2)
O(5)-H(91)...O(4)		3.0982(16)	151(2)
O(5)-H(92)...O(1)		3.1031(16)	139(2)
O(5)-H(92)...O(3)		2.9755(16)	154(2)

<sup>a</sup> D = Donor, A = Acceptor

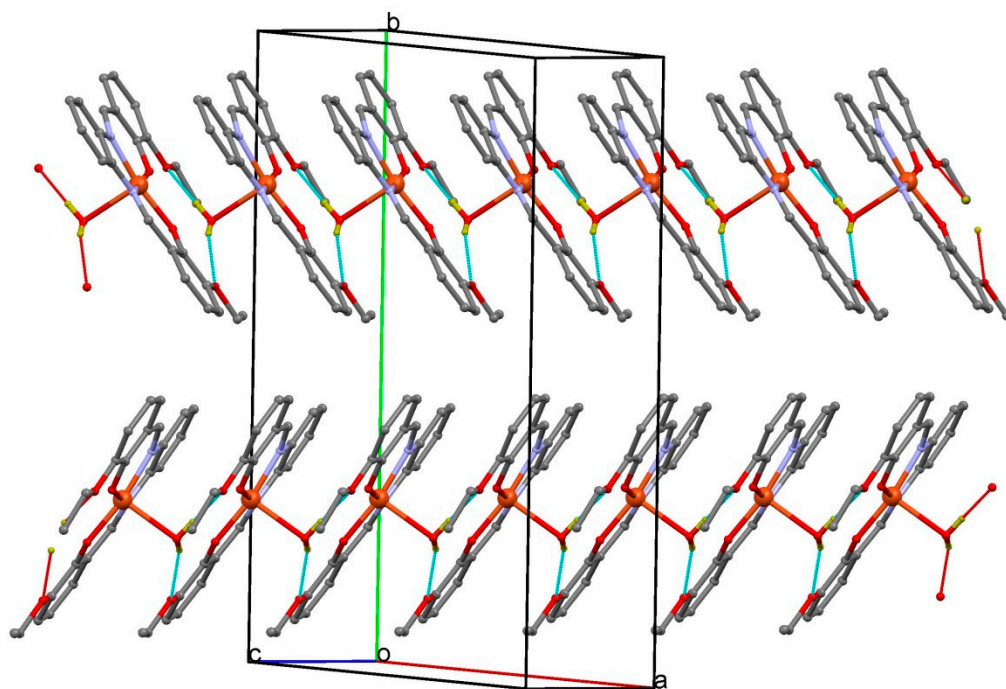


Figure S1. Packing view of 1.

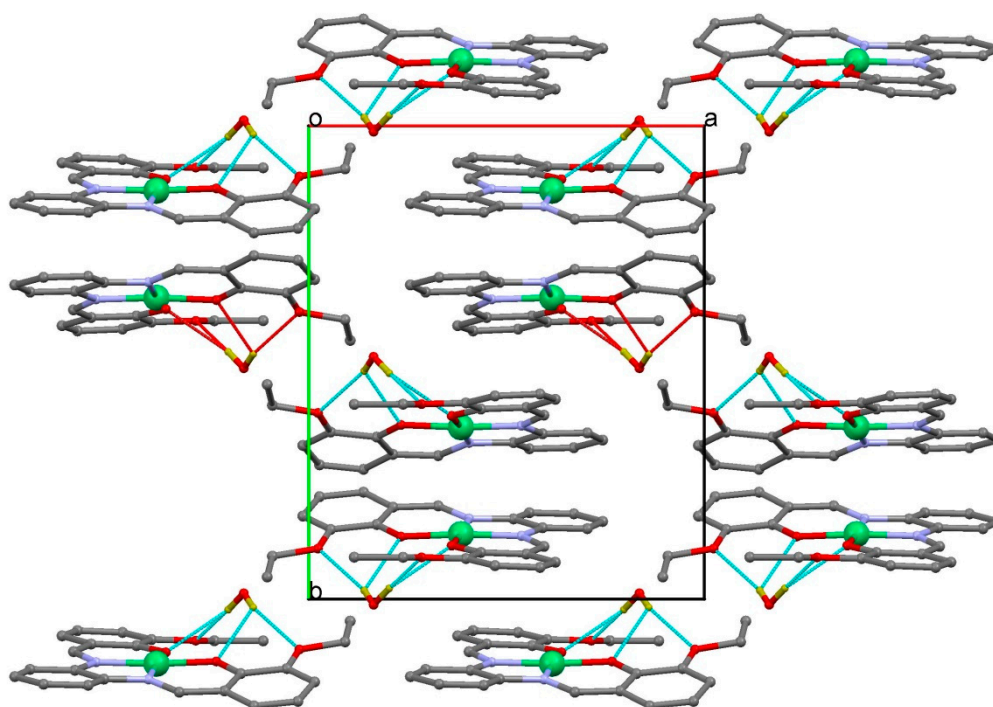


Figure S2. Packing view of 2.

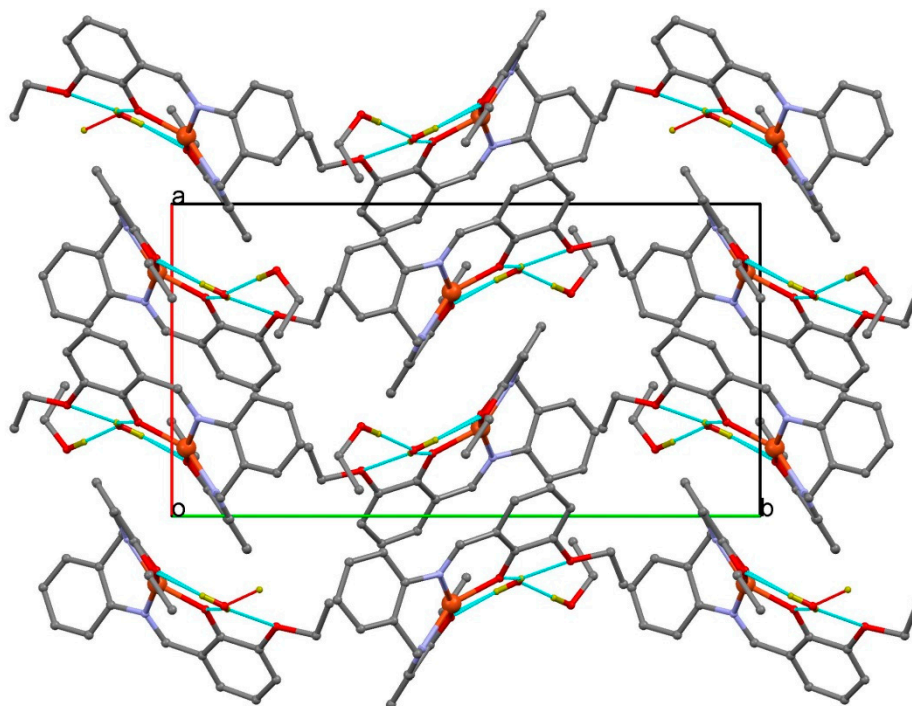


Figure S3. Packing view of 3.

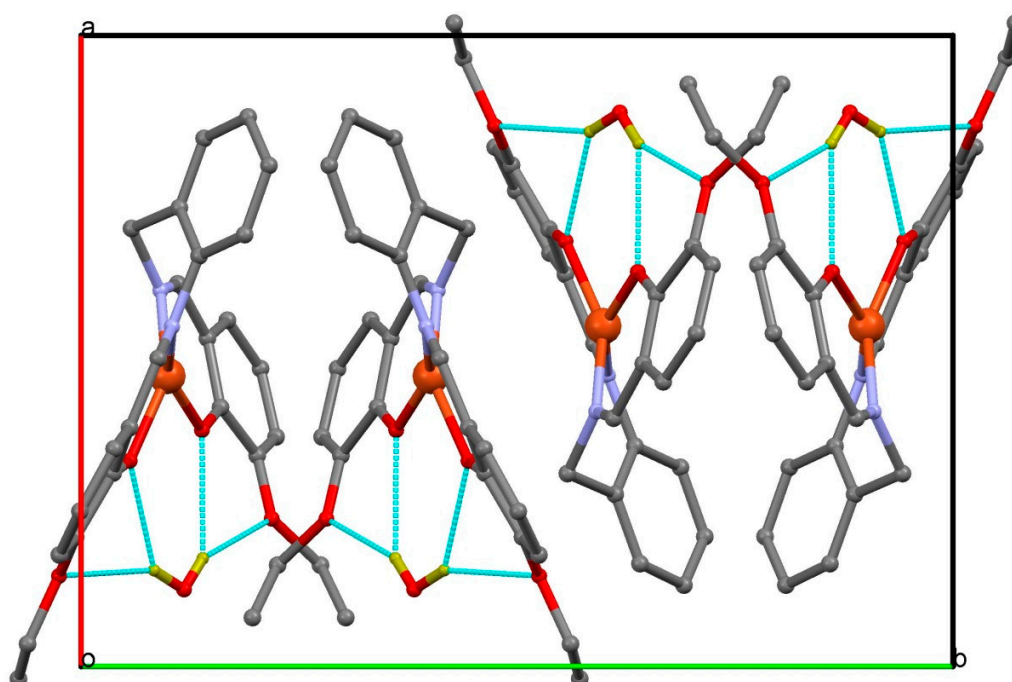


Figure S4. Packing view of 4.

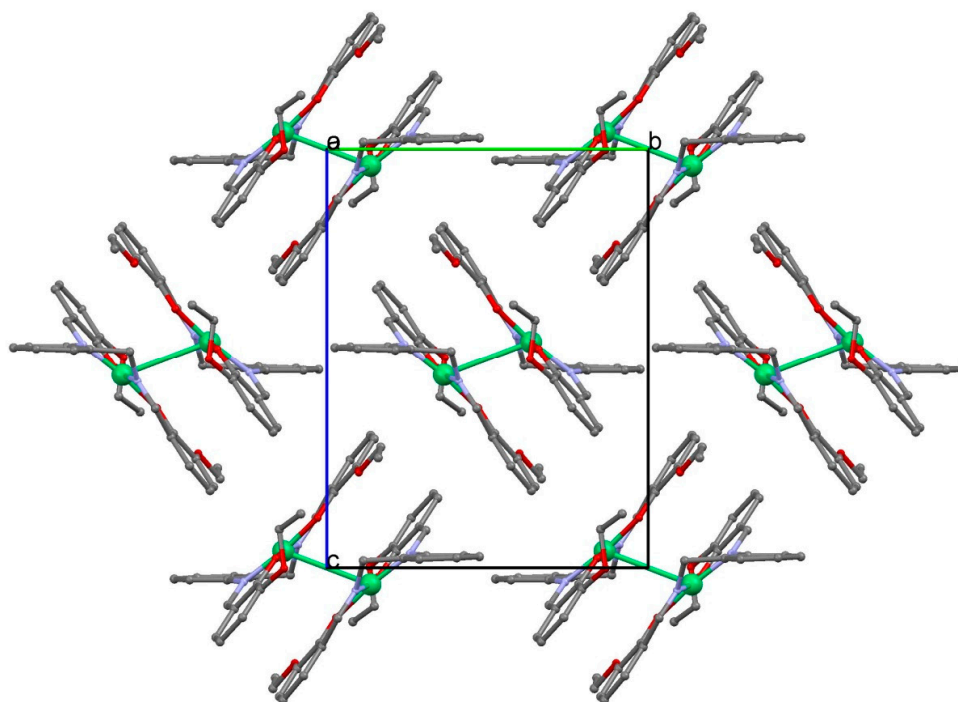


Figure S5. Packing view of 5.

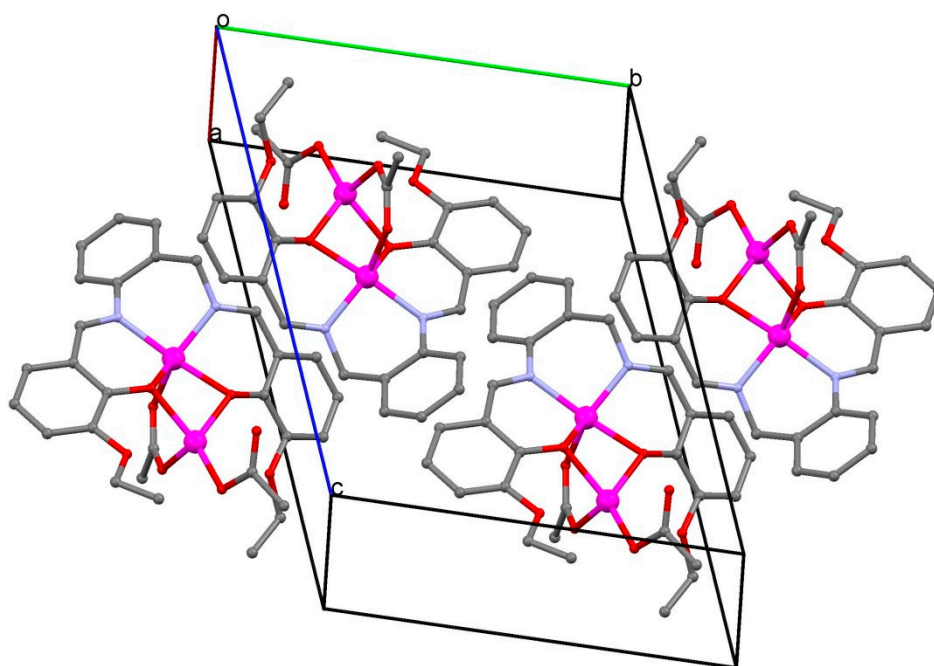


Figure S6. Packing view of 6.

