

Supplementary Materials

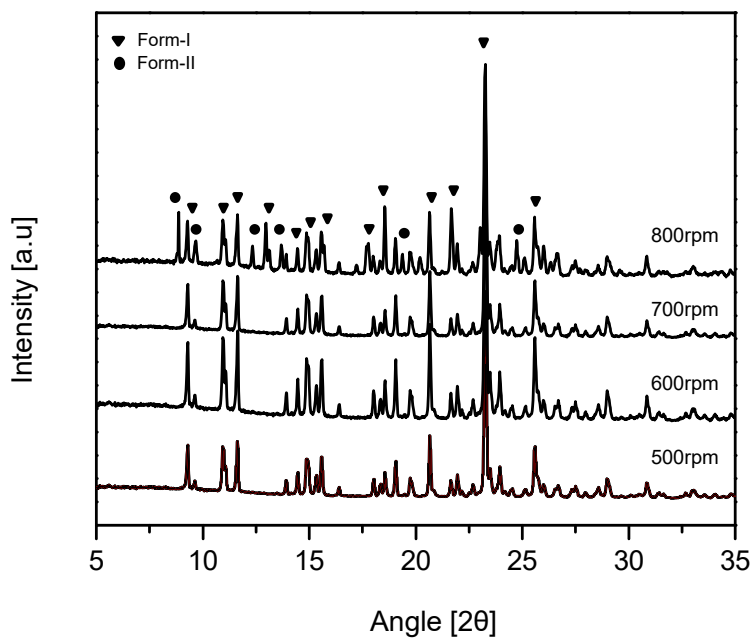


Figure S1. Powder patterns of CLP crystals obtained when IPA/Hex [40:60, v/v] was used as anti-solvent at a stirring speed of 800 rpm, 700 rpm, 600 rpm, and 500 rpm (from top to bottom). The mixture of Forms I and II were obtained at a stirring speed of 800 rpm while, form I was obtained at any other stirring speeds studied.

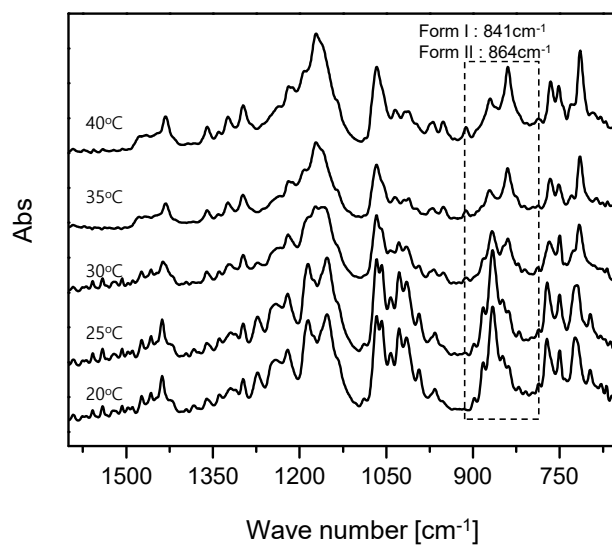


Figure S2. ATR-FTIR spectra of CLP crystals obtained at various temperatures – 40, 35, 30, 25, and 20 °C (from top to bottom). Anti-solvent was IPA/Hex [40:60, v/v], and the stirring speed was set at 500 rpm.

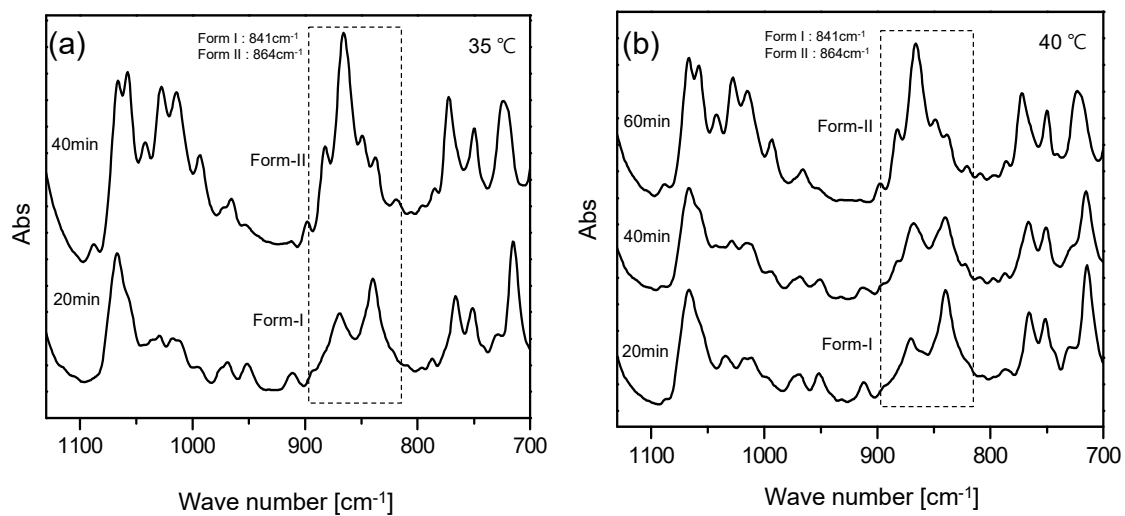


Figure S3. FTIR spectra during CLP crystallization at 35 and 40 °C. FTIR spectra suggesting that (a) the polymorphic transformation from Form I to Form II occurred within 40 min. at 35 °C, and (b) the polymorphic transformation from Form I to Form II completed within 60 min.