

Supplementary Electronic Materials

Donor-acceptor-type Copolymers Based on 3,4-Propylenedioxythiophene and 5,6-Difluorobenzotriazole: Synthesis and Electrochromic Properties

Fanda Feng¹, Lingqian Kong², Hongmei Du¹, Jinsheng Zhao^{1,*}, Junhong Zhang^{1,*}

¹Shandong Key Laboratory of Chemical Energy Storage and Novel Cell Technology, Liaocheng University, Liaocheng, 252059, China; 18863500270@163.com (F.F.); duhongmei@lcu.edu.cn (H.D.)

²Dongchang College, Liaocheng University, Liaocheng, 252059, China; lingqiankong@126.com

Corresponding author: zhaojinsheng@lcu.edu.cn (J.Zhao); zhangjunhong@lcu.edu.cn (J.Zhang).

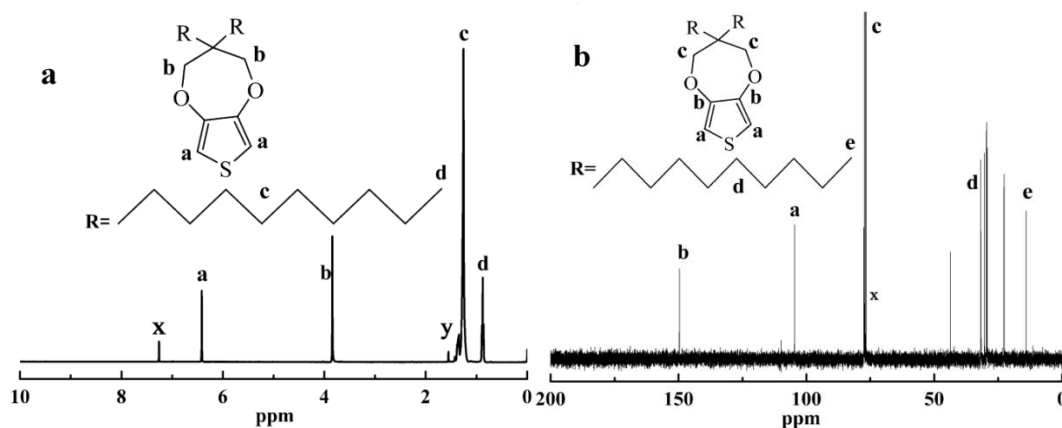


Figure S1. ¹H NMR spectrum of 3,3-didecyl-3,4-dihydro-2H-thieno[3,4-b][1,4]dioxepine (a), CDCl₃ Solvent peak and water speak were marked by “x”, “y” respectively, ¹³C NMR spectrum of 3,3-didecyl-3,4-dihydro-2H-thieno[3,4-b][1,4]dioxepine (b), CDCl₃ Solvent peak were marked by “x”.

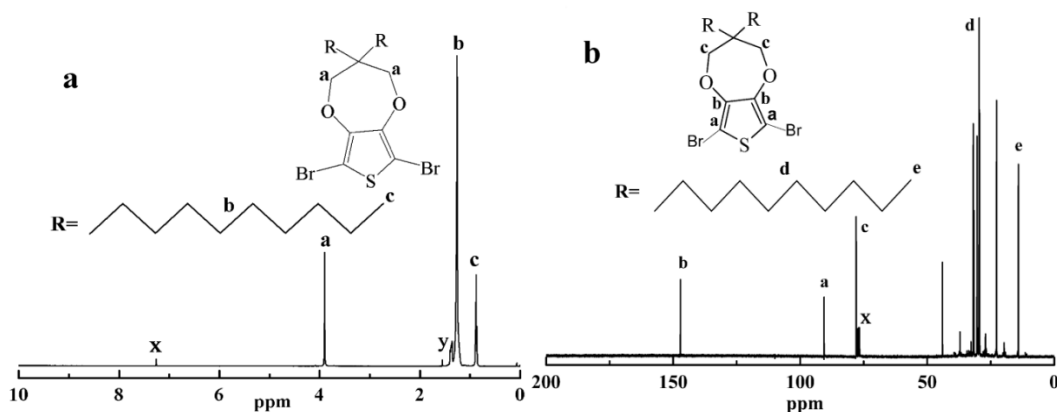


Figure S2. ¹H NMR spectrum of 6,8-dibromo-3,3-didecyl-3,4-dihydro-2H-thieno[3,4-b][1,4]dioxepine (a), CDCl₃ Solvent peak and water peak were marked by “x”, “y” respectively, ¹³C NMR spectrum of 6,8-dibromo-3,3-didecyl-3,4-dihydro-2H-thieno[3,4-b][1,4]dioxepine (b), CHCl₃ Solvent peak were marked by “x”.

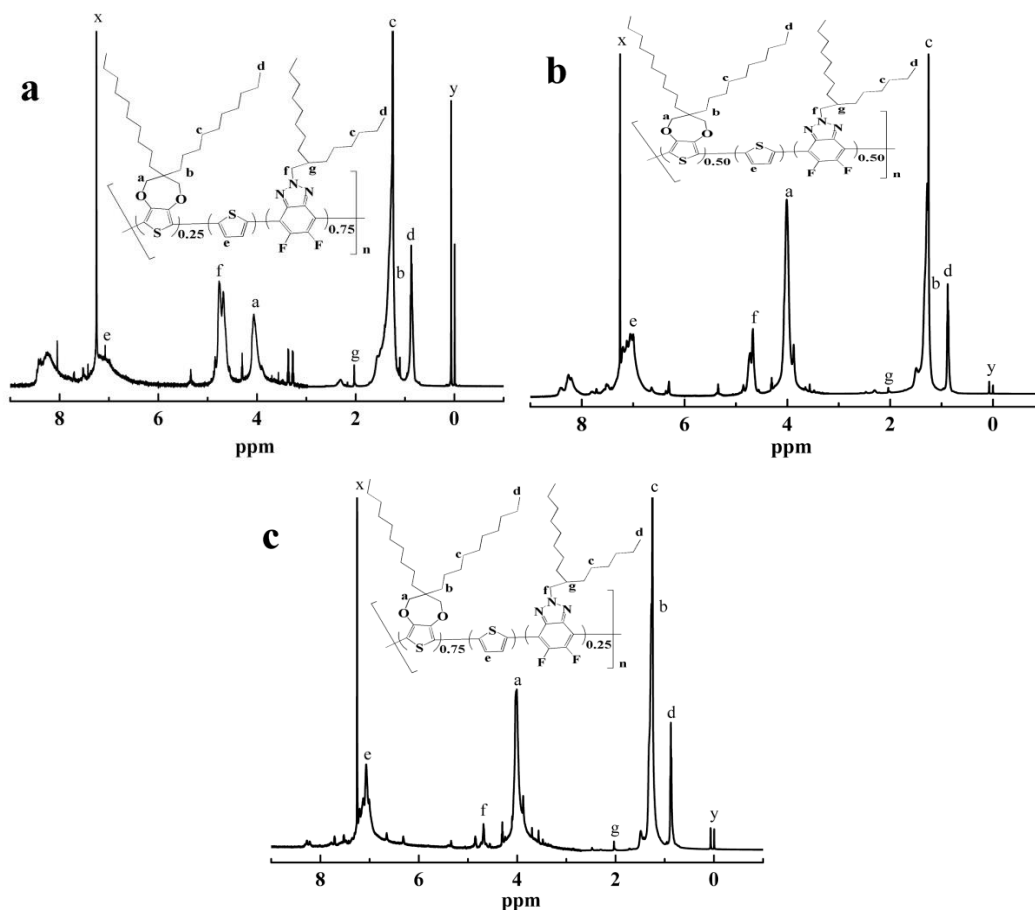


Figure S3. ¹H NMR spectrum of P1(a), P2(b), P3(c), CDCl₃ Solvent and tetramethylsilane peaks were marked by “x”, “y” respectively.

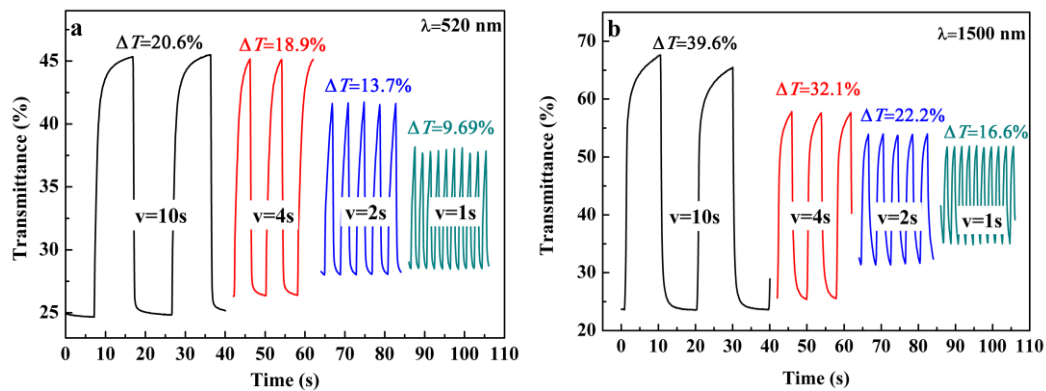


Figure S4. Electrochromic switching of **P1** with intervals of 10, 4, 2 and 1 s.

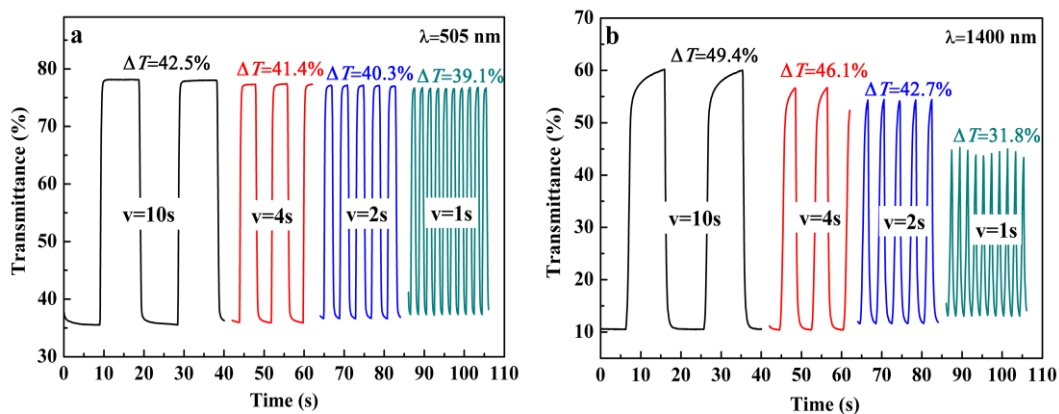


Figure S5. Electrochromic switching of **P3** with intervals of 1, 4, 2 and 1 s.

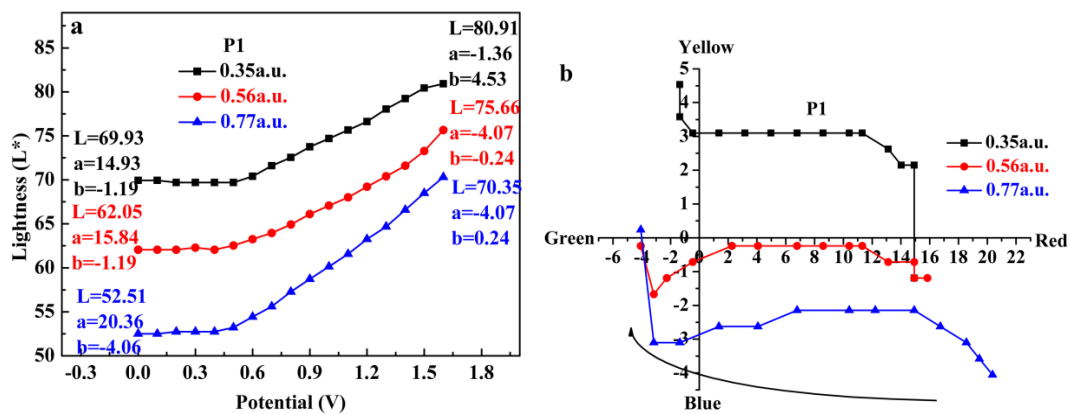


Figure S6. L^* and a^* , b^* curves of **P1** at different applied voltages.

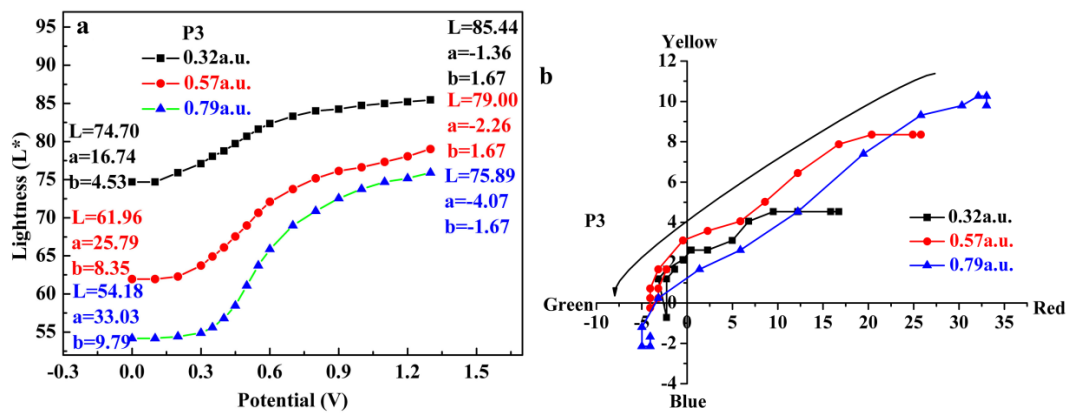


Figure S7. L^* and a^* , b^* curves of **P3** at different applied voltages.