

Supplementary Materials

Features of solution behavior of polymer stars with arms of poly-2-alkyl-2-oxazoline copolymers grafted to the upper rim of calix[8]arene

Tatyana Kirila ^{1,*}, Alina Amirova ¹, Alexey Blokhin ¹, Andrey Tenkovtsev ¹, Alexander Filippov ¹

¹Institute of Macromolecular Compounds of the Russian Academy of Sciences, Bolshoy pr., 31, Saint Petersburg, 199004 Russia

*Corresponding author, E-mail: tatyana_pyx@mail.ru

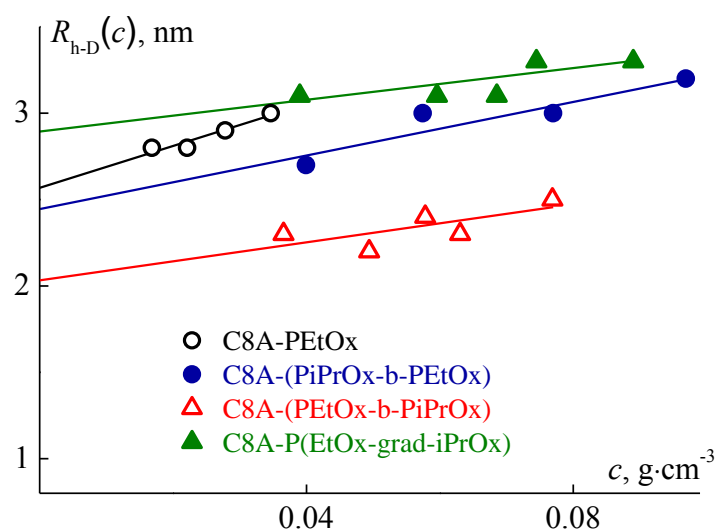


Figure S1. Plots of $R_{h-D}(c)$ vs. concentration c for the studied polymer stars in 2-nitropropane.

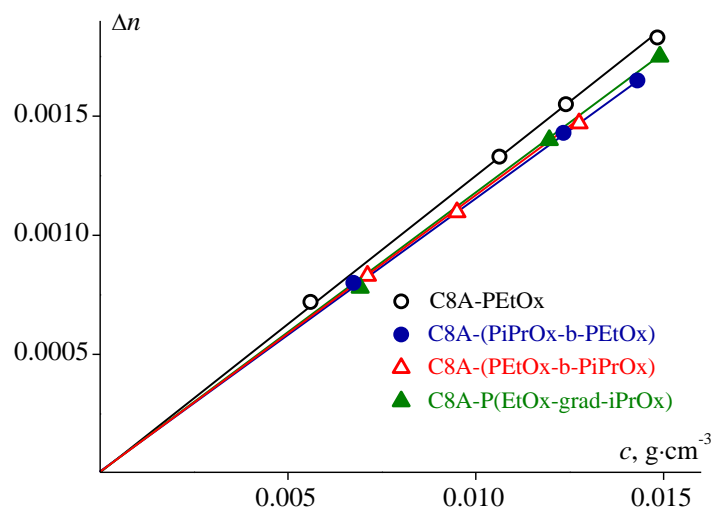


Figure S2. Concentration dependencies of dn for the C8A-PaOx solutions 2-nitropropane.

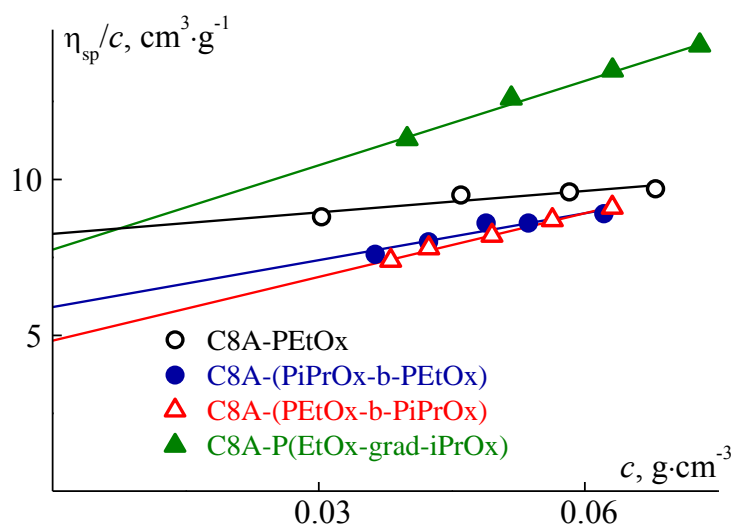


Figure S3. Reduced viscosity η_{sp}/c vs. c for the studied polymer stars in 2-nitropropane.

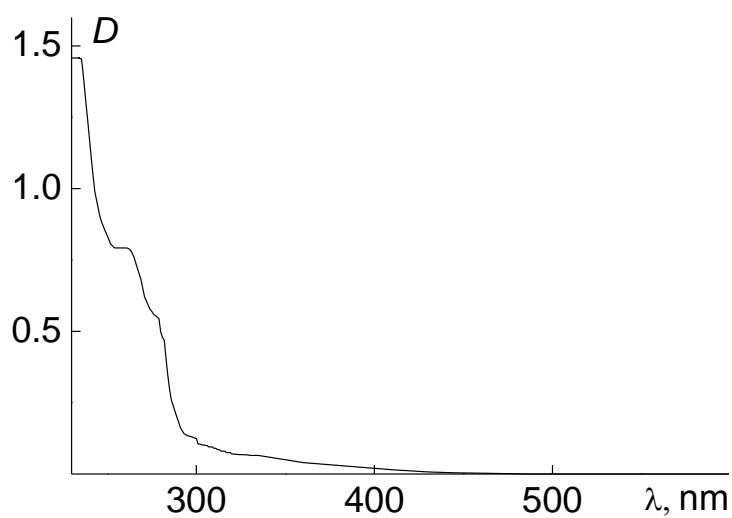


Figure S4. UV-visible spectrum of the star-shaped C8A-(PEtOx-b-PiPrOx)-UR solution in ethanol. Polymer concentration is $0.005 \text{ g}\cdot\text{cm}^{-3}$.

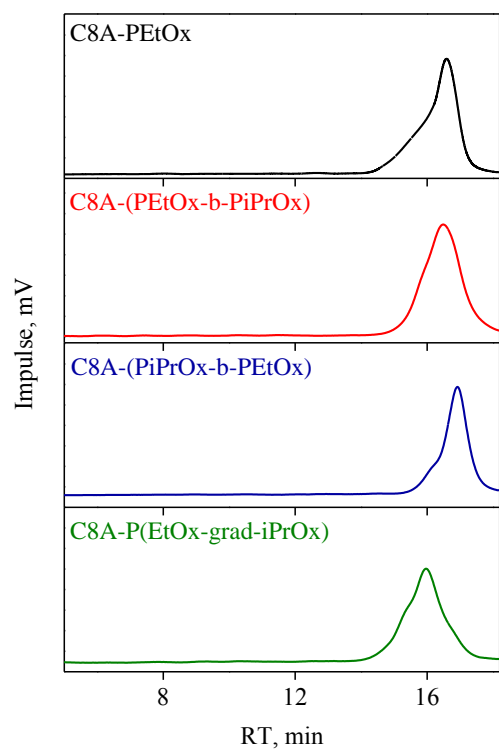


Figure S5. GPC traces of star copolymers C8A-PAIOx.

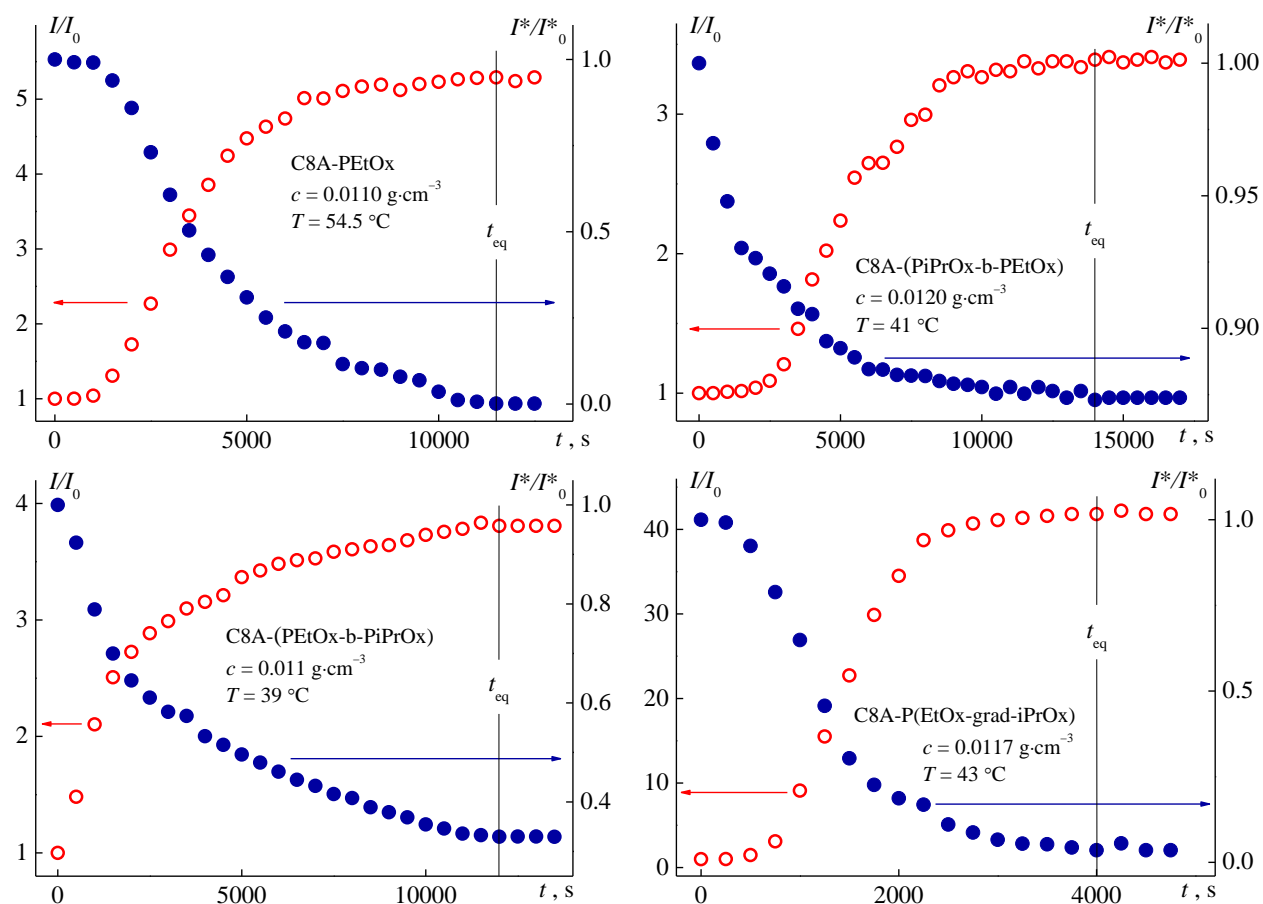


Figure S6. Time dependencies of light scattering intensity I/I_0 and the transmission I^*/I_0^* for solutions C8A-PAIOx. I_0 и I_0^* are values of light scattering intensity and the optical transmission at $t = 0$.