

Supporting Information

“All Polyimide” Mixed Matrix Membranes for High Performance Gas Separation

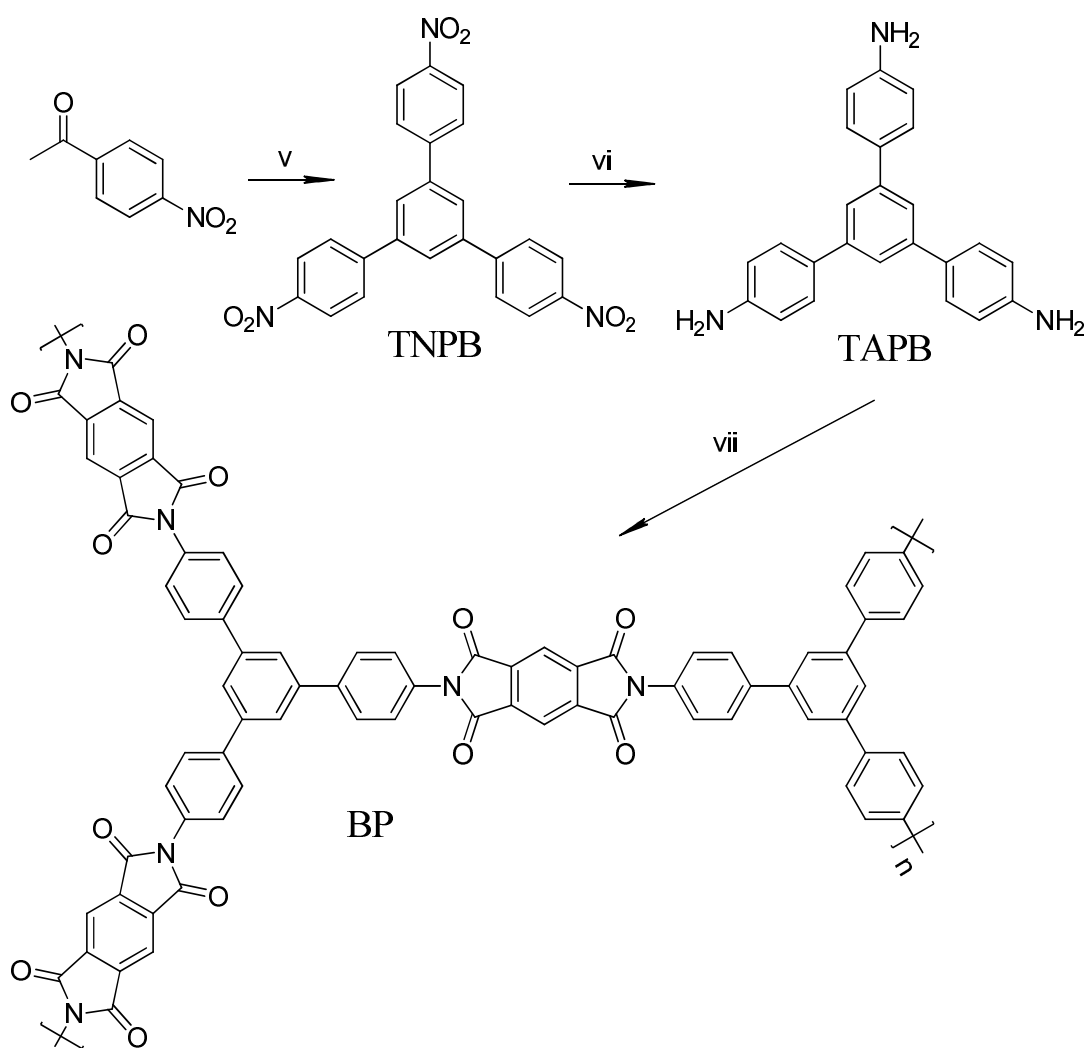
Li Maijun¹, Zheng Zhibo^{1*}, Zhang zhiguang², Li Nanwen^{2*}, Liu Siwei², Chi Zhenguo¹, Xu Jiarui¹, and Zhang Yi^{1*}

[†]PCFM Lab, GD HPPC Lab, Guangdong Engineering Technology Research Centre for High-performance Organic and Polymer Photoelectric Functional Films, State Key Laboratory of Optoelectronic Materials and Technologies, School of Chemistry, Sun Yat-sen University, Guangzhou 510275, China.

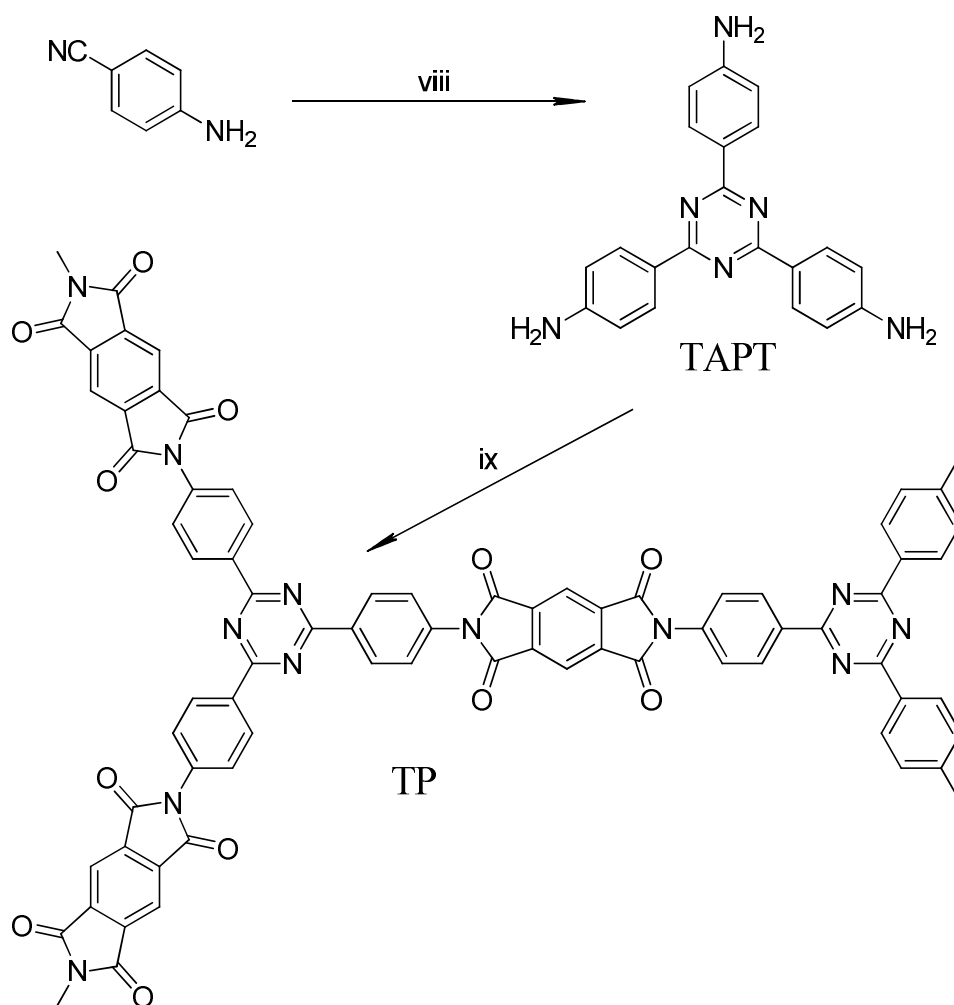
[‡]State Key Laboratory of Coal Conversion, Institute of Coal Chemistry, Chinese Academy of Sciences. Taiyuan, China

Scheme S1. Synthetic procedure and structures of TAPB and BP.	2
Scheme S2. Synthetic procedure and structures of TAPT and TP.	3
Figure S1. ¹³ C CP/MAS NMR spectra of AP.	4
Figure S2. ¹³ C CP/MAS NMR spectra of BP.	4
Figure S3. ¹³ C CP/MAS NMR spectra of TP.	5
Figure S4. FTIR spectra of AP, BP and TP.	5
Figure S5. ATR-FTIR spectra of 6FDA-Durene and “all polyimide” MMMs.	6
Figure S6. DLS of AP, BP, TP and SEM of BP, TP.	7
Figure S7. Cross-section SEM images of 5BP/6FDA-Durene and 5TP/6FDA-Durene.	7
Figure S8. XRD patterns of microporous PIs, 6FDA-Durene and “all polyimide” MMMs.	8
Figure S9. TGA of BP, TP, 5BP/6FDA-Durene and 5TP/6FDA-Durene.	8
Figure S10. Stress-strain of 5BP/6FDA-Durene, 5TP/6FDA-Durene and 6FDA-Durene.	9

Figure S11. DMA of 6FDA-Durene, 5AP/6FDA-Durene and 10AP/6FDA-Durene at 1 Hz, 2 Hz, 5 Hz, 10 Hz respectively	9
Figure S12. Henry fit for idea adsorption solution theory (IAST) of AP, BP and TP	10
Figure S13. Gas permeability and ideal selectivity of 5AP/6FDA-Durene in different temperature.....	10
Table S1. Assignments for Figure. S1-S3	10
Table S2. The ratio of P_{CO_2} of PI base MMMs to pristine PI membranes.....	10
Table S3. Henry's law region fit for IAST of microporous PIs.	15
Table S4. 5AP/6FDA-Durene activation energy (E_p) of permeation for CO_2 , N_2 and CH_4	15
REFERENCES	15



Scheme S1. Synthetic procedure and structures of TAPB and BP. Reagents and conditions: (v) thionyl chloride and ethanol reflux for 4 h; (vi) $H_2N-NH_2 \cdot H_2O$, Pd/C and ethanol reflux for 24 h; (vii) isoquinoline, NMP and mesitylene mix solvent, heating schedule.



Scheme S2. Synthetic procedure and structures of TAPT and TP. Reagents and conditions: (viii) trifluoromethanesulfonic acid and 4-aminobenzonitrile reaction in ice bath for 12 h; (ix) isoquinoline, NMP and mesitylene mix solvent, heating schedule.

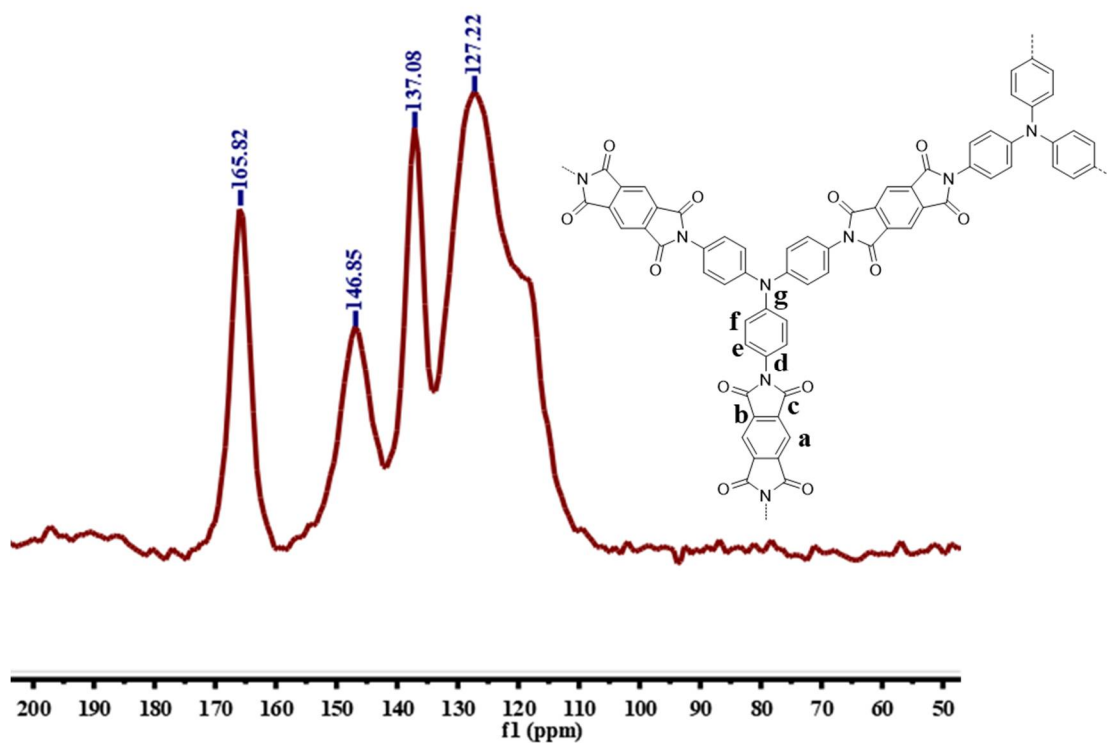


Figure S1. ^{13}C CP/MAS NMR spectra of AP.

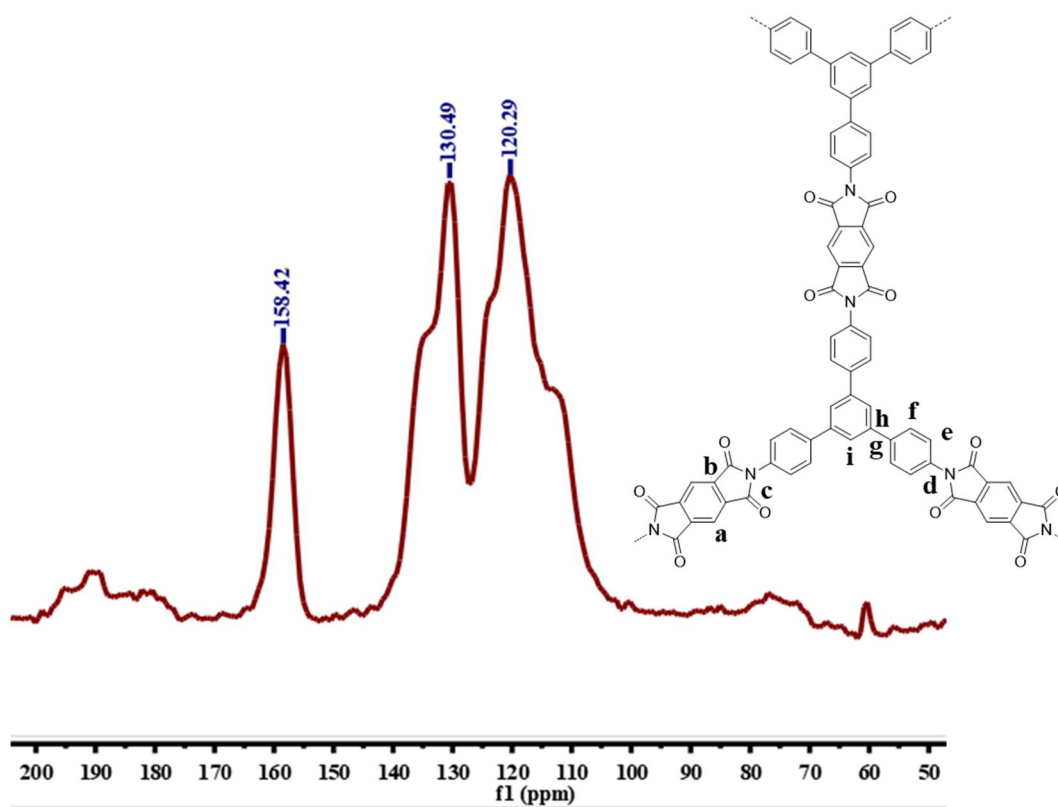


Figure S2. ^{13}C CP/MAS NMR spectra of BP.

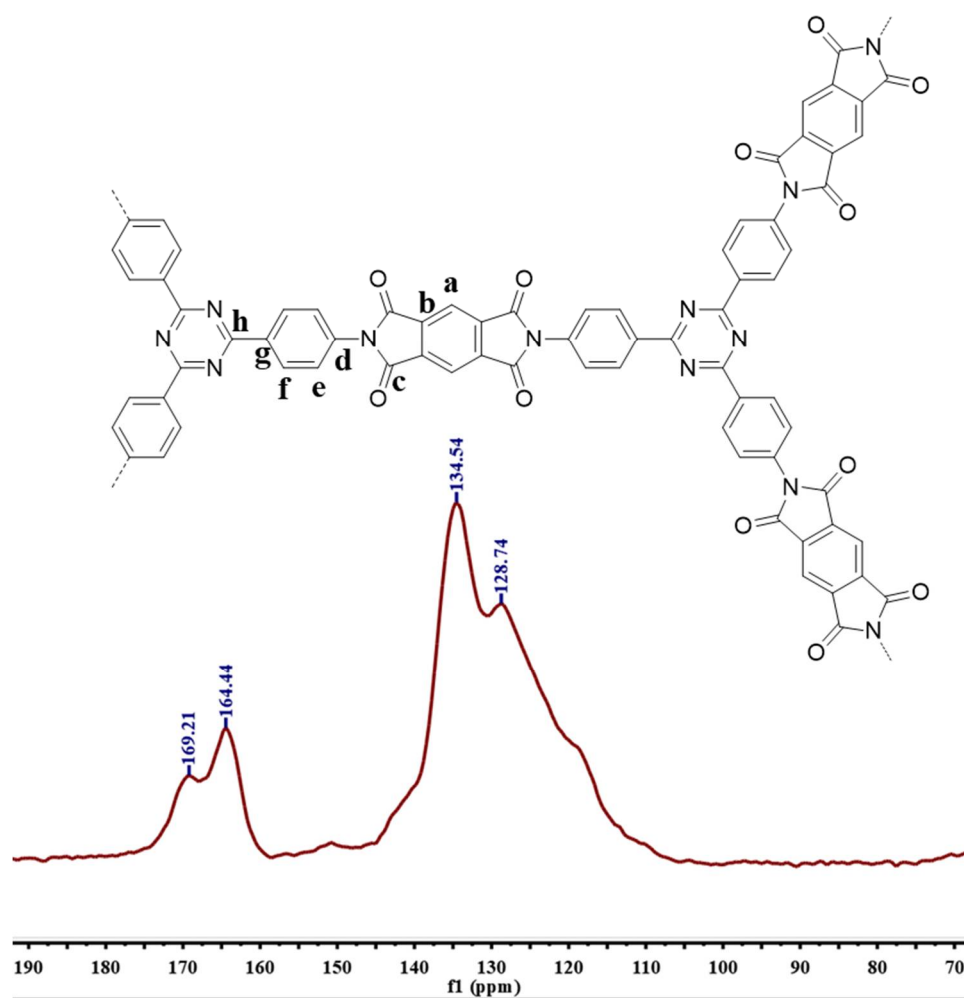


Figure S3. ^{13}C CP/MAS NMR spectra of TP.

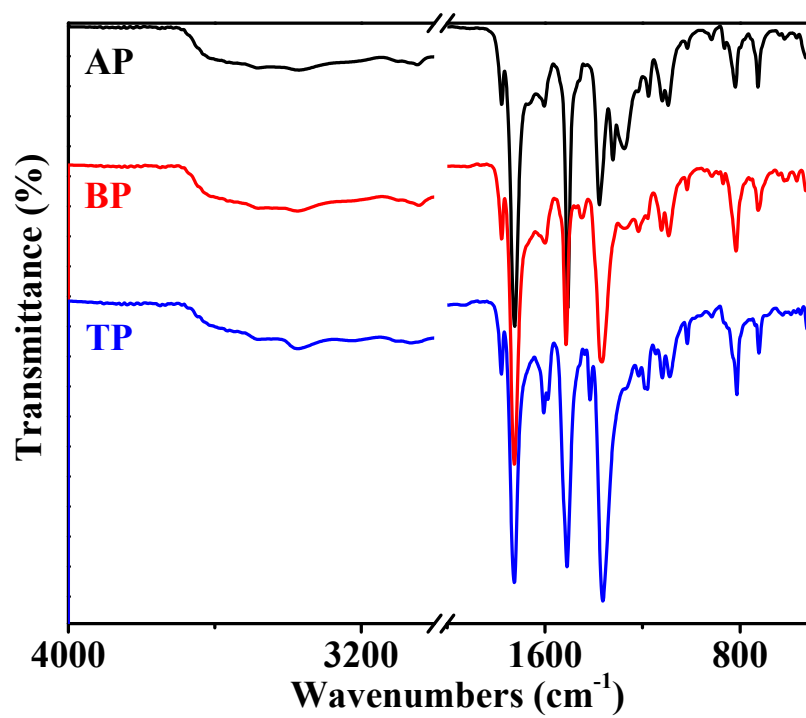


Figure S4. FTIR spectra of AP, BP and TP.

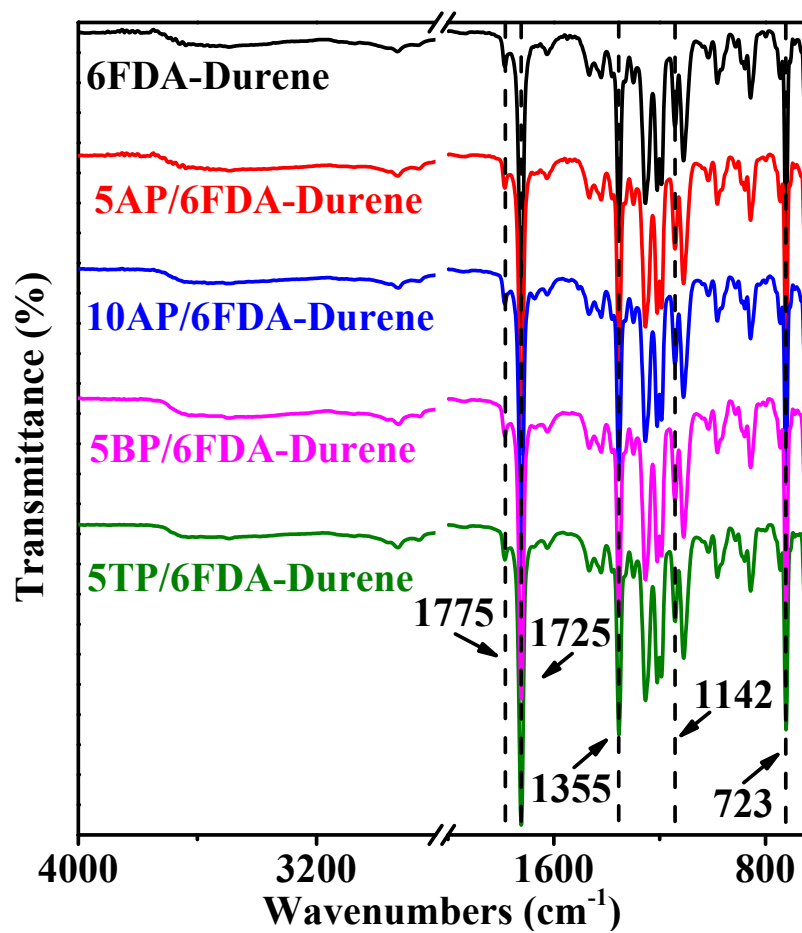


Figure S5. ATR-FTIR spectra of 6FDA-Durene and “all polyimide” MMMs.

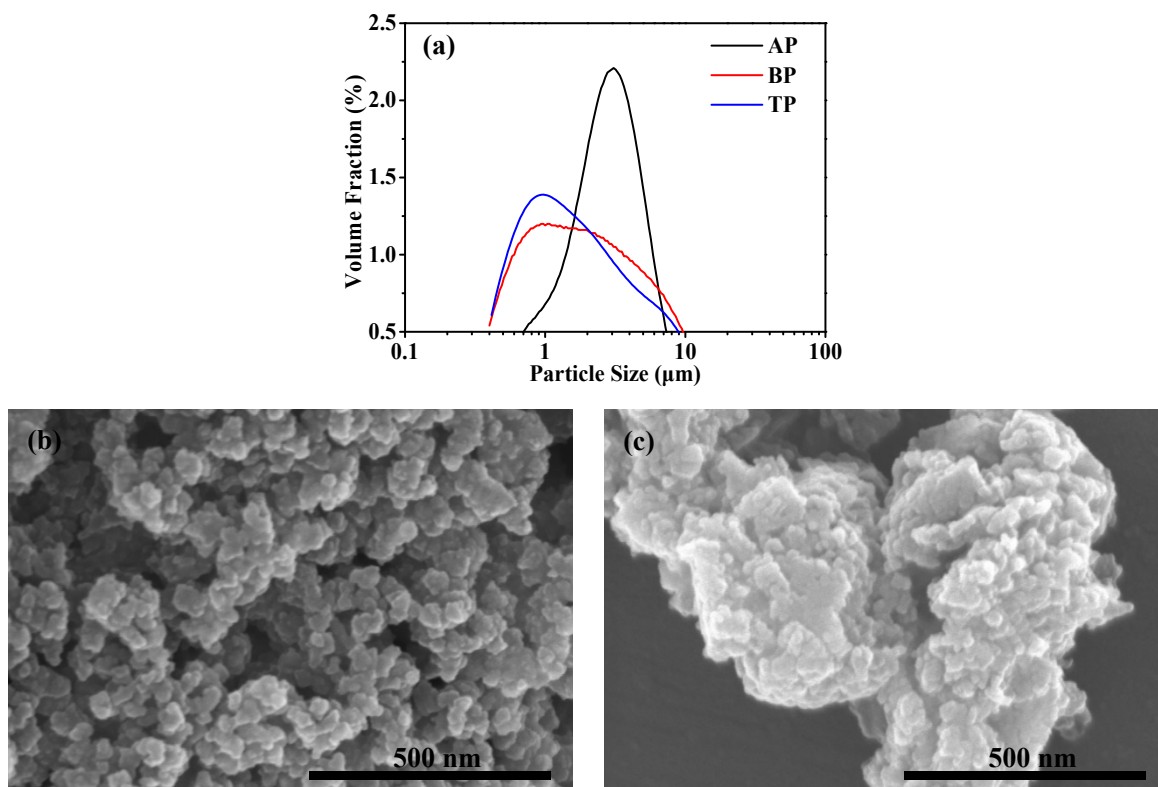


Figure S6. (a) DLS of AP, BP and TP; (b) SEM of BP; (c) SEM of TP .

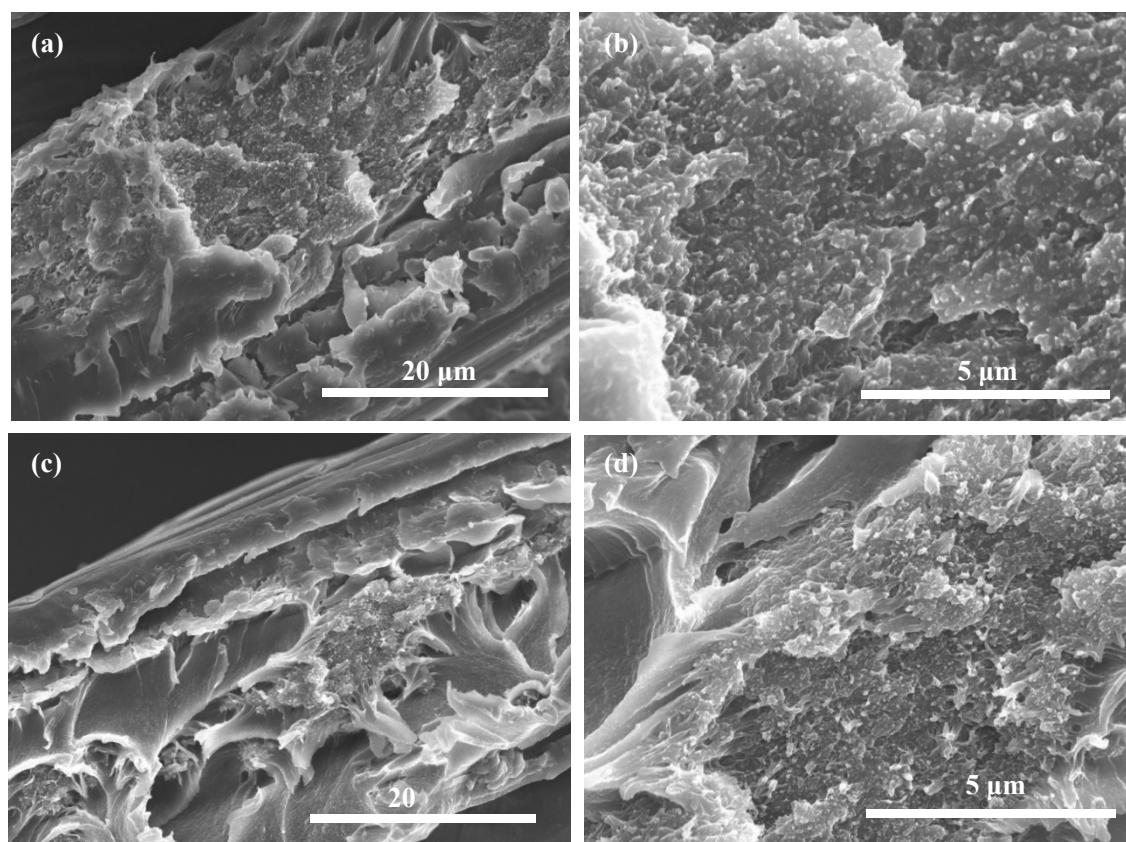


Figure S7. Cross-section SEM images of (a, b) 5BP/6FDA-Durene and amplification; (c, d) 5TP/6FDA-Durene and amplification

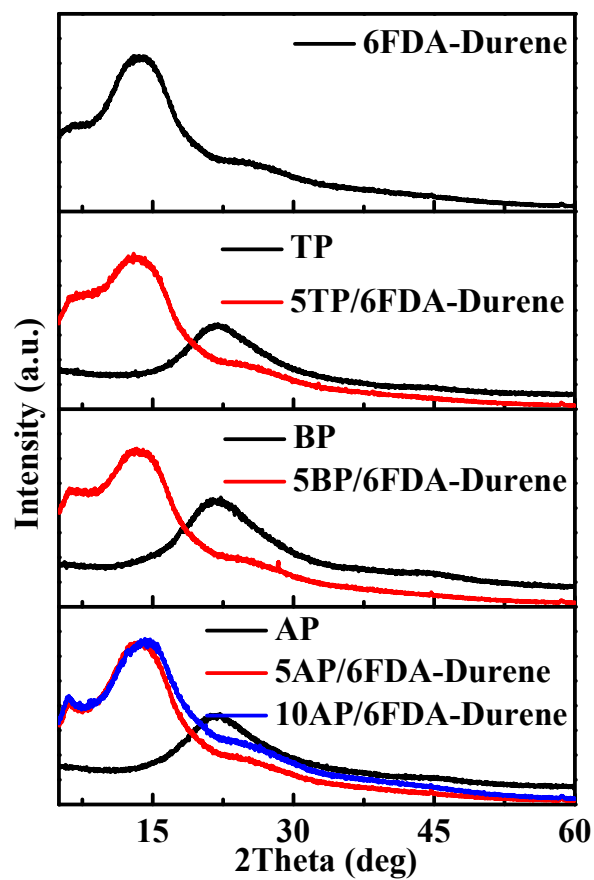


Figure S8. XRD patterns of microporous PIs, 6FDA-Durene and “all polyimide” MMMs.

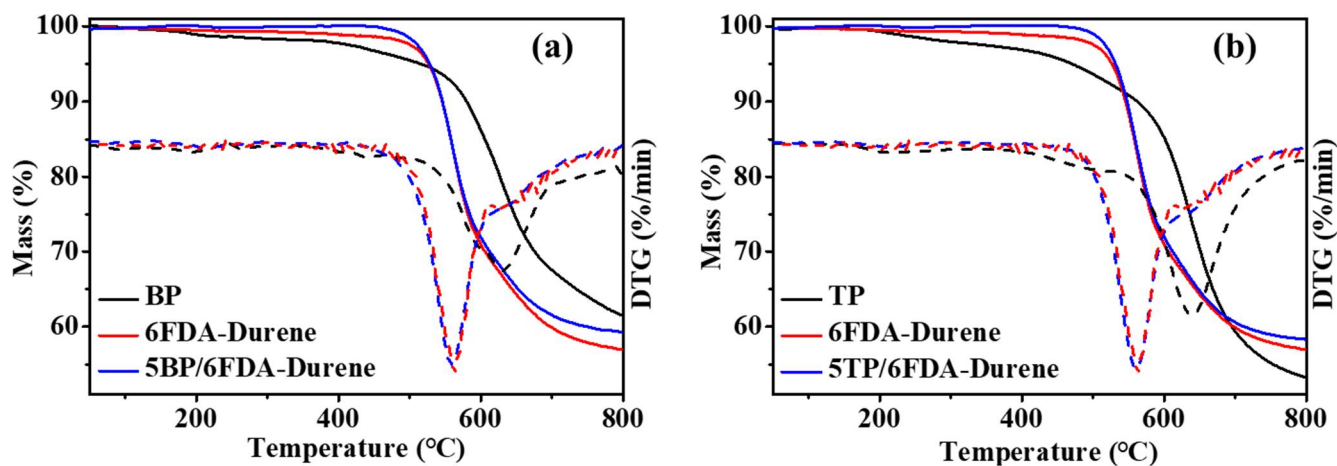


Figure S9. TGA (solid line) and DTG (dotted line) of (a) BP and the MMMs with BP loading; (b) TP and the MMMs with TP loading

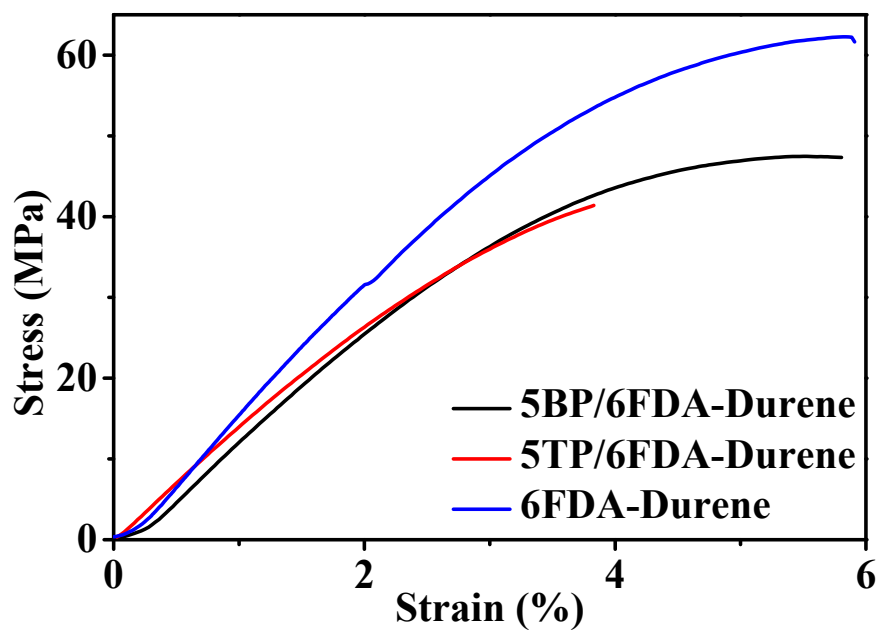


Figure S10. stress-strain curves of 5BP/6FDA-Durene, 5TP/6FDA-Durene and 6FDA-Durene

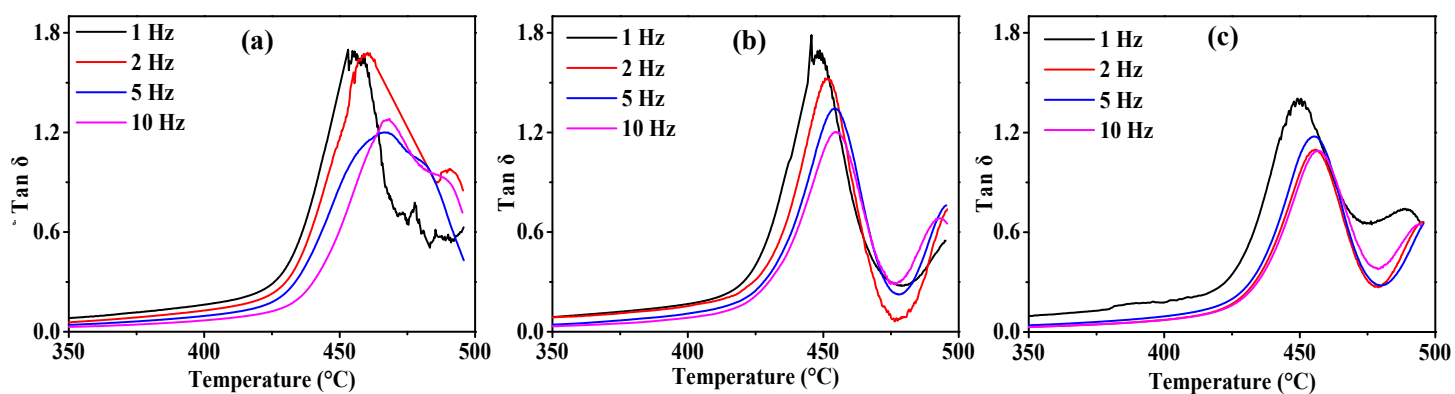


Figure S11. DMA curves of (a) 6FDA-Durene; (b) 5AP/6FDA-Durene; (c) 10AP/6FDA-Durene at 1 Hz, 2 Hz, 5 Hz, 10 Hz respectively

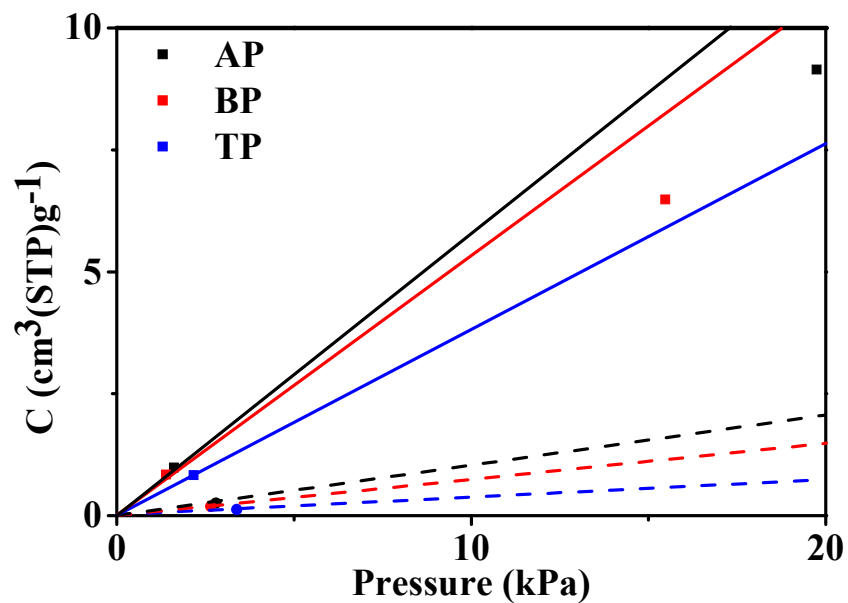


Figure S12. Henry fit for ideal adsorption solution theory (IAST) of AP, BP and TP.

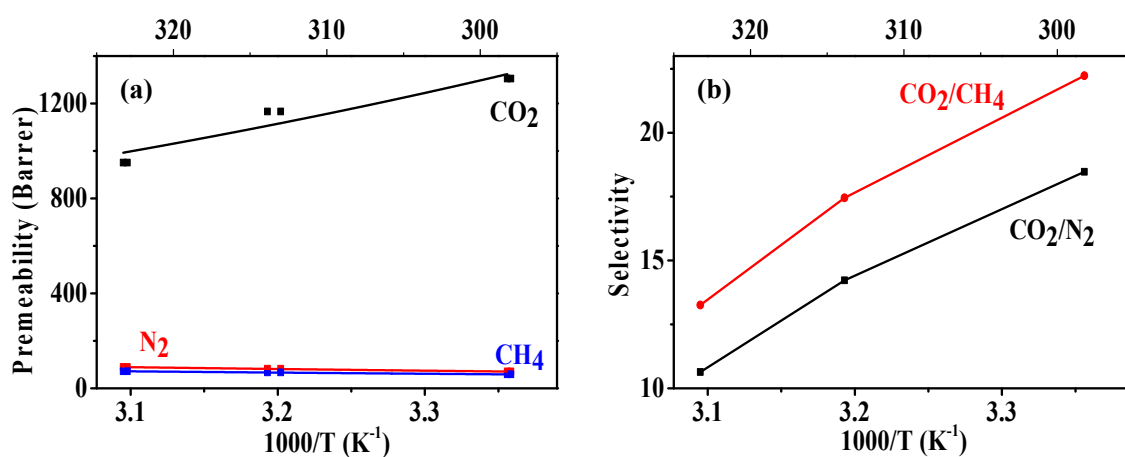


Figure S13. (a) Gas permeability and (b) ideal selectivity of 5AP/6FDA-Durene at 100 psi in different temperature.

Table S1. Assignments for Figure. S1-S3

	a	b	c	d	e	f	g	h	i
AP	125.2	137.1	165.8	127.2	122.5	134.2	146.9		
BP	125.2	135.5	158.4	130.5	130.5	128.1	136.4	137.5	120.3
TP	125.2	134.5	164.4	132.7	128.7	127.7	130.3	169.2	

Table S2. The ratio of P_{CO_2} of PI base MMMs to pristine PI membranes

Matrix	Filler	Filler content (wt%)	P_{CO_2} (Barrer)	P_{CO_2} increment Ratio	Ref
6FDA-	/		500.17	1	This work

Durene	AP	5	1291.13	2.58	
	AP	10	959.16	1.92	
	BP	5	1047.43	2.09	
	TP	5	753.07	1.51	
	/	0	805	1	
6FDA-Durene	ZIF-71 (30 nm)	21.2	2560	3.18	[1]
	ZIF-71 (200 nm)	21.1	2744	3.41	
	ZIF-71 (600 nm)	19.3	1656	2.06	
	/	0	625	1	
	NH2-MIL-101	10	1365	2.18	
	CNT	5	730	1.17	
6FDA-Durene	CNT	10	1100	1.76	[2]
	CNT	15	1700	2.72	
	CNT-MIL	5	800	1.28	
	CNT-MIL	10	1100	1.76	
	CNT-MIL	15	1625	2.60	
	/	0	800	1	
6FDA-Durene	HKUST-1	10	1300	1.63	[3]
	un-HKUST-IL	10	400	0.5	
	HKUST-IL	10	1100	1.38	
	/	0	1280	1	
	PSM-MOF	2.5	1310	1.02	
	PSM-MOF	5	1340	1.05	
	PSM-MOF	7.5	1370	1.07	
	PSM-MOF	10	1400	1.09	
	PSM-MOF	15	1470	1.15	
6FDA-Durene	PSM-MOF	20	1540	1.20	[4]
	PSM-MOF	25	1640	1.28	
	PSM-MOF	30	1710	1.34	
	PSM-MOF	35	1810	1.41	
	PSM-MOF	40	1890	1.48	
	PSM-MOF	100	3515	2.75	
	UiO-66-NH2	15	1990	1.55	
	UiO-66-NH2	30	3260	2.55	
6FDA-Durene	/	0	1143	1	[5]
	ZIF-71	10	2049	1.79	
	/	0	300	1	
6FDA-Durene	PgC5Cu	1	310	1.03	
	PgC5Cu	2	360	1.2	[6]
	PgC5Cu	3	410	1.37	
	/	0	455.2	1	
6FDA-Durene	NaX	5	620	1.36	
	NaX	10	780	1.71	[7]
	NaX	15	891.3	1.96	

	NaX	20	1000	2.20	
	[Cu(6L)]2+@13X	5	891.3	1.96	
	[Cu(6L)]2+@13X	10	960	2.11	
	[Cu(6L)]2+@13X	15	1034.1	2.27	
	[Cu(6L)]2+@13X	20	1060	2.33	
6FDA-	/	0	626	1	
Durene	Ni(dobdc)	21	1035	1.65	[8]
6FDA-	/	0	959	1	
Durene	ZIF-71	10	1539	1.60	[9]
	/	0	669.12	1	
	ZIF-67	10	779.51	1.16	
	ZIF-67	20	1529.86	2.29	
6FDA-	ZIF-67-IL1	10	779.01	1.16	
Durene	ZIF-67-IL1	20	1254.64	1.88	[10]
	ZIF-67-IL2	10	1030.96	1.54	
	ZIF-67-IL2	20	1426.12	2.13	
	ZIF-67-IL3	10	672.79	1.01	
	ZIF-67-IL3	20	889.87	1.33	
	/	0	460	1	
	Zeolite T	0.5	700	1.52	
	Zeolite T	1	843.6	1.83	
6FDA-	Zeolite T	3	700	1.52	
Durene	Zeolite T	5	620	1.35	[11]
	Zeolite T	7	390	0.85	
	Zeolite T	10	380	0.83	
	Zeolite T	15	370	0.80	
	/	0	546	1	
6FDA-	nano	23	782	1.43	
DAM	Mg2(dobpdc)	23	782	1.43	[12]
	nano mmen-	23	1056	1.93	
	Mg2(dobpdc)	23	1056	1.93	
	/	0	444	1	
6FDA-	PPN	15	595	1.34	
DAM	PPN	30	710	1.60	[13]
	/	0	970	1	
	HKUST-1	10	1450	1.49	
6FDA-	HKUST-1	20	1690	1.74	
DAM	HKUST-1	30	2360	2.43	[14]
	branch HKUST-1	10	1600	1.65	
	branch HKUST-1	20	1920	1.98	
	branch HKUST-1	30	2480	2.56	
	/	0	420	1	
6FDA-	PgC5Cu	1	400	0.95	
DAM	PgC5Cu	2	580	1.38	[6]

	PgC5Cu	3	480	1.14	
	/	0	590	1	
6FDA-DAM	ns-CuBDC	2	570	0.97	[15]
	ns-CuBDC	4	430	0.73	
6FDA-DAM	/	0	518	1	[8]
	Ni(dobdc)	23	715	1.38	
	/	0	570	1	
6FDA-DAM	G1NP	25	1050	1.84	[16]
	G2NP	25	1920	3.37	
6FDA-DAM	/	0	1000	1	[17]
	ZMOF	20	1600	1.6	
	/	0	540	1	
6FDA-DAM	3D-COF	10	850	1.57	[18]
	3D-COF	15	1280	2.37	
	2D-COF	10	640	1.19	
	/	0	380	1	
	NH2-MIL-53(Al) (NP)	5	440	1.16	
6FDA-DAM	NH2-MIL-53(Al) (NP)	10	480	1.26	
	NH2-MIL-53(Al) (NP)	15	600	1.58	
	NH2-MIL-53(Al) (NP)	20	700	1.84	
	/	0	8.2	1	
	NH2-MIL-53(Al) (NP)	8	9.5	1.16	[19]
	NH2-MIL-53(Al) (NP)	16	7.8	0.95	
Matrimid	NH2-MIL-53(Al) (NR)	8	8	0.98	
	NH2-MIL-53(Al) (NP)	16	7.8	0.95	
	NH2-MIL-53(Al) (MN)	8	8	0.98	
	NH2-MIL-53(Al) (MN)	16	6.5	0.79	
	/		6.82	1	
Matrimid	MMIF	10	8.1	1.19	[20]
	MMIF	20	8.65	1.27	
	/	0	8.6	1	
matrimid	PPN	15	20	2.33	[13]
	PPN	30	61	7.09	
matrimid	/	0	9.55	1	[8]

	Ni(dobdc)	23	9.31	0.97	
	/	0	8	1	
	UiO-66-NH ₂	12	18	2.25	
	UiO-66-NH ₂	23	24	3	
	UiO-66-NH ₂	40	27.5	3.44	
matrimid	UiO-66-NH ₂ -Ipa	12	20	2.5	[21]
	UiO-66-NH ₂ -Ipa	23	29	3.63	
	UiO-66-NH ₂ -Ipa	40	32	4	
	UiO-66-NH ₂ -Ic	23	22.5	2.81	
	UiO-66-NH ₂ -Isa	23	20	2.5	
	/	0	10	1	
	CMS	17	10.3	1.03	
Matrimid	CMS	19	10.6	1.06	[22]
	CMS	33	11.5	1.15	
	CMS	36	12.6	1.26	
	/	0	7.6	1	
	PPI-1	20	10.3	1.36	
matrimid	PPI-2	10	11.3	1.49	[23]
	PPI-2	20	16.8	2.21	
	PPI-3	20	20.9	2.75	
	/	0	5.78	1	
	b-CuBDC	7.9	5.21	0.90	
matrimid	ns-CuBDC	7.9	4.09	0.70	[24]
	ns-CuBDC	8.3	5.03	0.87	
	ns-CuBDC	1.7	5.38	0.93	
	ns-Cu(2,6-NDC)	7.6	6.28	1.09	
	/	0	20	1	
6FDA-ODA	Cd-6F	10	38	1.9	[25]
	Cd-6F	10	30	1.5	
	Cd-6F	10	41	2.05	
	/	0	71	1	
6FDA-6FpDA	PPN	15	131	1.85	[13]
	PPN	30	190	2.68	
	/	0	285	1	
	ZIF-8	7	560	1.96	
	ZIF-8	20	896	3.14	
TB-polyimide	ZIF-8	30	1437	5.04	[26]
	PDZIF-8	7	380	1.33	
	PDZIF-8	20	702	2.46	
	PDZIF-8	30	1056	3.71	
	/	0	55.8	1	
6FDA-DAT	Ni(dobdc)	15	63.9	1.15	[8]
	/	0	9	1	
6FBI	ZIF-8	10	11.8	1.31	[27]

Ulten	ZIF-8	20	20.3	2.26	[22]
	ZIF-8	25	25.4	2.82	
	ZIF-8	30	50.9	5.65	
	/	0	1.45	1	
	CMS	16	2.51	1.73	
	CMS	20	2.9	2	
	CMS	35	4.48	3.09	
6FDA-IMM	/	0	224	1	[23]
	PPI-1	20	202	0.90	
	PPI-2	20	270	1.21	
	PPI-3	20	289	1.29	

Table S3. Henry's law region fit for IAST of microporous PIs.

	Initial slope (CO ₂)	Initial slope (CH ₄)	selectivity
AP	0.335	0.083	4.02
BP	0.309	0.068	4.53
TP	0.196	0.036	5.43

Table S4. 5AP/6FDA-Durene activation energy (E_P) of permeation for CO₂, N₂ and CH₄

	E_P (kJ·mol ⁻¹)		
	CO ₂	N ₂	CH ₄
5AP	-9.2	7.5	6.4

REFERENCES

- Japip, S.; Xiao, Y.; Chung, T.-S. Particle-Size Effects on Gas Transport Properties of 6FDA-Durene/ZIF-71 Mixed Matrix Membranes. *Ind. Eng. Chem. Res.* **2016**, *55*, 9507-9517.
- Lin, R.; Ge, L.; Liu, S.; Rudolph, V.; Zhu, Z. Mixed-Matrix Membranes with Metal–Organic Framework-Decorated CNT Fillers for Efficient CO₂ Separation. *ACS Appl. Mater. Interfaces* **2015**, *7*, 14750-14757.
- Lin, R.; Ge, L.; Diao, H.; Rudolph, V.; Zhu, Z. Ionic Liquids as the MOFs/Polymer Interfacial Binder for Efficient Membrane Separation. *ACS Appl. Mater. Interfaces* **2016**, *8*, 32041-32049.
- Qian, Q.; Wu, A.X.; Chi, W.S.; Asinger, P.A.; Lin, S.; Hypsher, A.; Smith, Z.P. Mixed-Matrix Membranes Formed from Imide-Functionalized UiO-66-NH₂ for Improved Interfacial Compatibility. *ACS Appl. Mater. Interfaces* **2019**, *11*, 31257-31269.
- Japip, S.; Liao, K.S.; Chung, T.S. Molecularly Tuned Free Volume of Vapor Cross-Linked 6FDA-Durene/ZIF-71 MMMs for H₂/CO₂ Separation at 150 degrees C. *Adv. Mater.* **2017**, *29*.
- Wang, H.; Zhang, K.; Ho Li, J.P.; Huang, J.; Yuan, B.; Zhang, C.; Yu, Y.; Yang, Y.; Lee, Y.; Li, T. Engineering Plasticization Resistant Gas Separation Membranes Using Metal–Organic Nanocapsules. *Chem. Sci.* **2020**, *11*, 4687-4694.
- Mashhadikhan, S.; Moghadassi, A.; Ebadi Amooghin, A.; Sanaeepur, H. Interlocking a Synthesized Polymer and Bifunctional Filler Containing the Same Polymer's Monomer for Conformable Hybrid Membrane Systems. *J. Mater. Chem. A* **2020**, *8*, 3942-3955.
- Bachman, J.E.; Long, J.R. Plasticization-Resistant Ni₂(dobdc)/Polyimide Composite Membranes for

- the Removal of CO₂ from Natural Gas. *Energ. Environ. Sci.* **2016**, *9*, 2031-2036.
9. Japip, S.; Liao, K.-S.; Xiao, Y.; Chung, T.-S. Enhancement of Molecular-Sieving Properties by Constructing Surface Nano-Metric Layer via Vapor Cross-Linking. *J. Membrane Sci.* **2016**, *497*, 248-258.
 10. Vu, M.-T.; Lin, R.; Diao, H.; Zhu, Z.; Bhatia, S.K.; Smart, S. Effect of Ionic Liquids (ILs) on MOFs/Polymer Interfacial Enhancement in Mixed Matrix Membranes. *J. Membrane Sci.* **2019**, 587.
 11. Jusoh, N.; Yeong, Y.F.; Lau, K.K.; M. Shariff, A. Enhanced Gas Separation Performance Using Mixed Matrix Membranes Containing Zeolite T and 6FDA-Durene Polyimide. *J. Membrane Sci.* **2017**, 525, 175-186.
 12. Maserati, L.; Meckler, S.M.; Bachman, J.E.; Long, J.R.; Helms, B.A. Diamine-Appended Mg₂(dobpdc) Nanorods as Phase-Change Fillers in Mixed-Matrix Membranes for Efficient CO₂/N₂ Separations. *Nano Lett.* **2017**, *17*, 6828-6832.
 13. Aguilar-Lugo, C.; Suárez-García, F.; Hernández, A.; Miguel, J.A.; Lozano, Á.E.; de la Campa, J.G.; Álvarez, C. New Materials for Gas Separation Applications: Mixed Matrix Membranes Made from Linear Polyimides and Porous Polymer Networks Having Lactam Groups. *Ind. Eng. Chem. Res.* **2019**, *58*, 9585-9595.
 14. Chi, W.S.; Sundell, B.J.; Zhang, K.; Harrigan, D.J.; Hayden, S.C.; Smith, Z.P. Mixed-Matrix Membranes Formed from Multi-Dimensional Metal-Organic Frameworks for Enhanced Gas Transport and Plasticization Resistance. *ChemSusChem* **2019**, *12*, 2355-2360.
 15. Yang, Y.; Goh, K.; Wang, R.; Bae, T.H. High-Performance Nanocomposite Membranes Realized by Efficient Molecular Sieving with CuBDC Nanosheets. *Chem. Commun.* **2017**, *53*, 4254-4257.
 16. Hasebe, S.; Aoyama, S.; Tanaka, M.; Kawakami, H. CO₂ Separation of Polymer Membranes Containing Silica Nanoparticles with Gas Permeable Nano-Space. *J. Membrane Sci.* **2017**, *536*, 148-155.
 17. Liu, G.; Labreche, Y.; Chernikova, V.; Shekhah, O.; Zhang, C.; Belmabkhout, Y.; Eddaoudi, M.; Koros, W.J. Zeolite-like MOF Nanocrystals Incorporated 6FDA-Polyimide Mixed-Matrix Membranes for CO₂/CH₄ Separation. *J. Membrane Sci.* **2018**, *565*, 186-193.
 18. Yang, Y.; Goh, K.; Weerachanchai, P.; Bae, T.-H. 3D Covalent Organic Framework for Morphologically Induced High-Performance Membranes with Strong Resistance Toward Physical Aging. *J. Membrane Sci.* **2019**, *574*, 235-242.
 19. Sabetghadam, A.; Seoane, B.; Keskin, D.; Duim, N.; Rodenas, T.; Shahid, S.; Sorribas, S.; Le Guillouzer, C.; Clet, G.; Tellez, C., et al. Metal Organic Framework Crystals in Mixed-Matrix Membranes: Impact of the Filler Morphology on the Gas Separation Performance. *Adv. Funct. Mater.* **2016**, *26*, 3154-3163.
 20. Ahmadi, M.; Tas, E.; Kilic, A.; Kumbaraci, V.; Talinli, N.; Ahunbay, M.G.; Tanteekin-Ersolmaz, S.B. Highly CO₂ Selective Microporous Metal-Imidazolate Framework-Based Mixed Matrix Membranes. *ACS Appl. Mater. Interfaces* **2017**, *9*, 35936-35946.
 21. Venna, S.R.; Lartey, M.; Li, T.; Spore, A.; Kumar, S.; Nulwala, H.B.; Luebke, D.R.; Rosi, N.L.; Albenze, E. Fabrication of MMMs with Improved Gas Separation Properties Using Externally-Functionalized MOF Particles. *J. Mater. Chem. A* **2015**, *3*, 5014-5022.
 22. Vu, D.Q.; Koros, W.J.; Miller, S.J. Mixed Matrix Membranes Using Carbon Molecular Sieves - I. Preparation and Experimental Results. *J. Membrane Sci.* **2003**, *211*, 311-334.
 23. Rangel Rangel, E.; Maya, E.M.; Sánchez, F.; de Abajo, J.; de la Campa, J.G. Gas Separation Properties of Mixed-Matrix Membranes Containing Porous Polyimides Fillers. *J. Membrane Sci.* **2013**, *447*, 403-412.
 24. Rodenas, T.; Luz, I.; Prieto, G.; Seoane, B.; Miro, H.; Corma, A.; Kapteijn, F.; Llabres, I.X.F.X.; Gascon, J. Metal-Organic Framework Nanosheets in Polymer Composite Materials for Gas Separation. *Nat. Mater.* **2015**, *14*, 48-55.
 25. Lin, R.; Ge, L.; Hou, L.; Strounina, E.; Rudolph, V.; Zhu, Z. Mixed Matrix Membranes with Strengthened MOFs/Polymer Interfacial Interaction and Improved Membrane Performance. *ACS Appl. Mater. Interfaces* **2014**, *6*, 5609-5618.
 26. Wang, Z.; Wang, D.; Zhang, S.; Hu, L.; Jin, J. Interfacial Design of Mixed Matrix Membranes for Improved Gas Separation Performance. *Adv. Mater.* **2016**, *28*, 3399-3405.
 27. Fan, Y.; Yu, H.; Xu, S.; Shen, Q.; Ye, H.; Li, N. Zn(II)-Modified Imidazole Containing Polyimide/ZIF-8 Mixed Matrix membranes for Gas Separations. *J. Membrane Sci.* **2020**, 597.