

## SUPPLEMENTARY INFORMATION

### **Morphology and diffusion of ionic PDMS melts**

Argyrios V. Karatrantos,<sup>\*,†</sup> Jettawat Khantaveramongkol,<sup>†</sup> and Martin Kröger<sup>\*,‡</sup>

<sup>†</sup>*Materials Research and Technology, Luxembourg Institute of Science and Technology, 5, Avenue des Hauts-Fourneaux, L-4362  
Esch-sur-Alzette, Luxembourg*

<sup>‡</sup>*Polymer Physics, Department of Materials, ETH Zurich, Leopold-Ruzicka-Weg 4, CH-8093 Zurich, Switzerland*

E-mail: argyrios.karatrantos@list.lu; mk@mat.ethz.ch

### **Contents**

## S1 Mean square displacement of Br anions

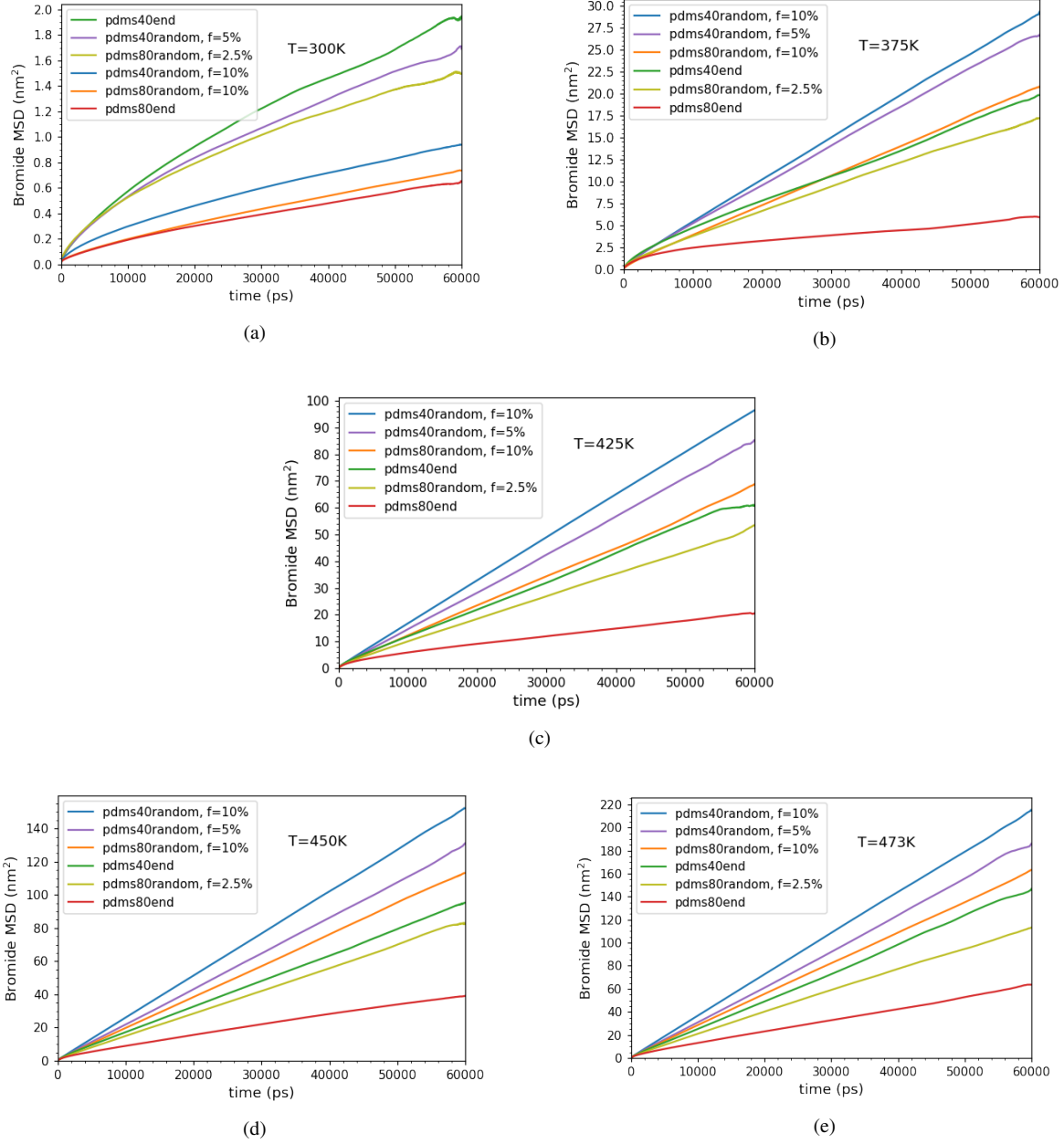


Figure S1: Mean square displacement versus time of  $\text{Br}^-$  anions in differently functionalized ionic PDMS melts, at **(a)**  $T = 300$  K, **(b)**  $T = 375$  K, **(c)**  $T = 425$  K, **(d)**  $T = 450$  K, and **(e)**  $T = 473$  K

## S2 Mean square displacement of PDMS chains

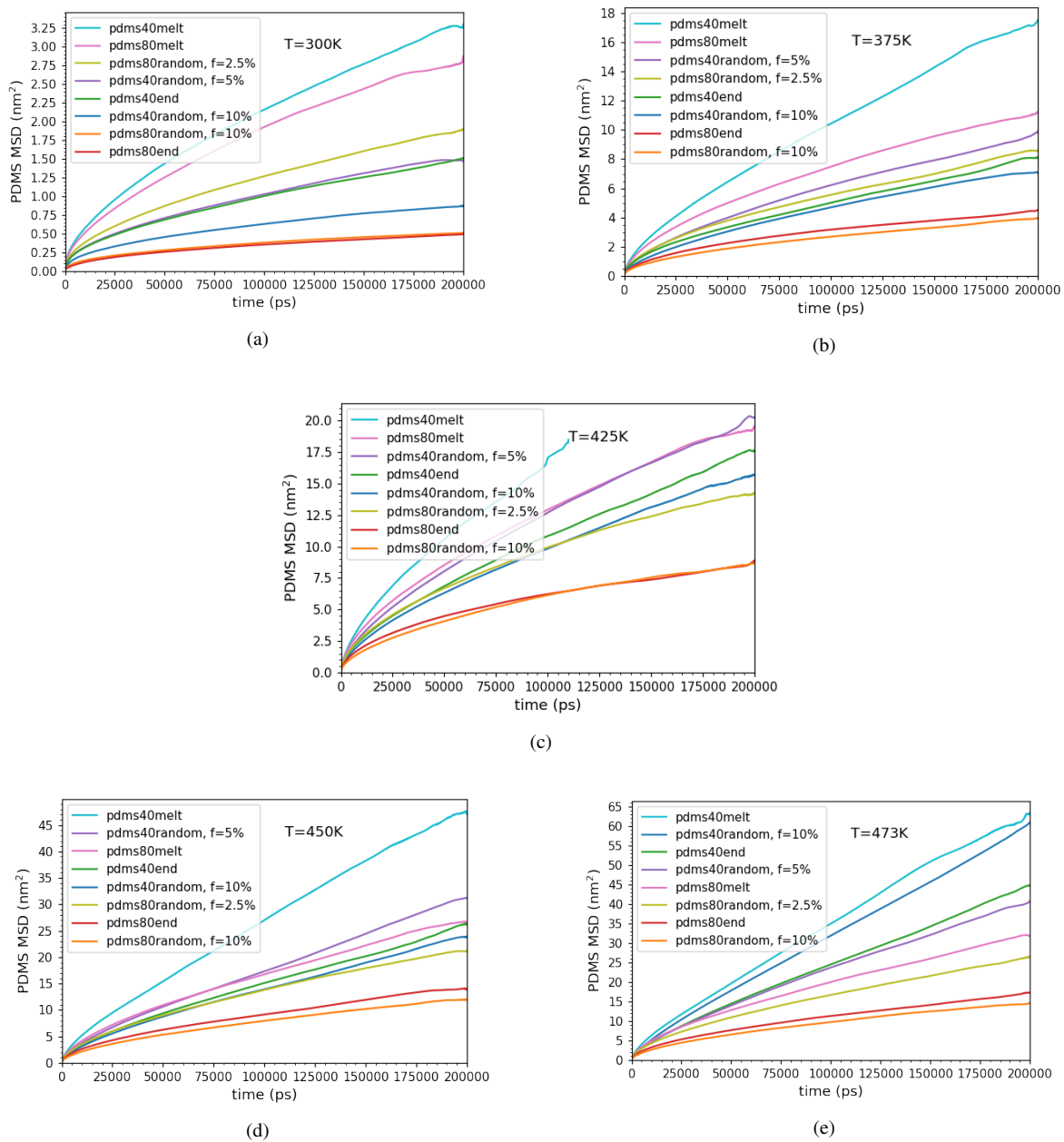


Figure S2: Mean square displacement versus time for differently functionalized PDMS melts at (a)  $T = 300$  K, (b)  $T = 375$  K, (c)  $T = 425$  K (d)  $T = 450$  K, and (e)  $T = 473$  K.

### S3 Apparent transference number

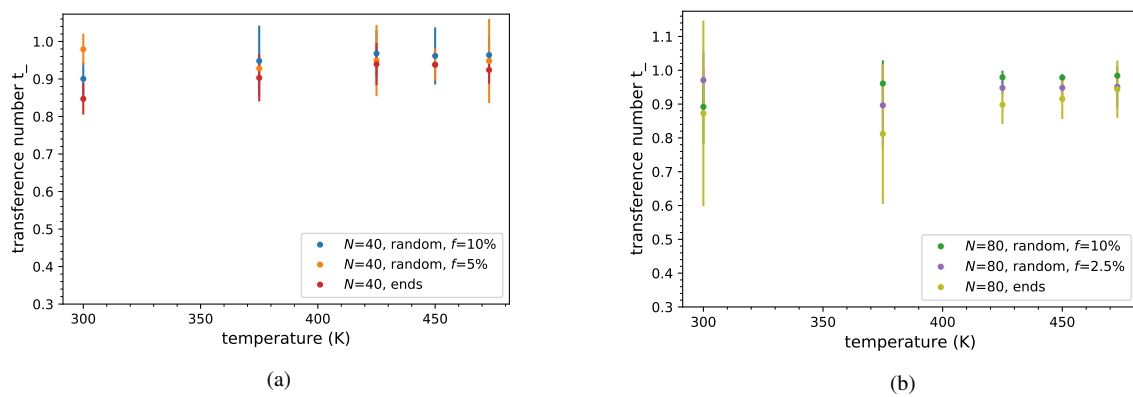


Figure S3: Apparent transference number  $t_+$  versus temperature  $T$  of PDMS chains end- and randomly grafted functionalized PDMS chains, **(a)**  $N = 40$  K, **(b)**  $N = 80$  K.