

Syndiotactic Poly(4-methyl-1-pentene)-based Stereoregular Diblock Copolymers: Synthesis and Self-assembly Studies

**Yu-Chuan Sung ¹, Pei-Sun Huang ¹, Shih-Hung Huang ², Yeo-Wan Chiang ^{2,*} and
Jing-Cherng Tsai ^{1,*}**

¹ Department of Chemical Engineering, National Chung Cheng University
Chiayi 62142, Taiwan

² Department of Materials and Optoelectronic Science, National Sun Yat-Sen
University, Kaohsiung 80424, Taiwan

* Correspondence to: chmjct@ccu.edu.tw

Supporting information

Figure S1.	^{13}C -NMR and DEPT135 spectra of OH-capped sP4M1P.....	3
Figure S2.	^1H - ^{13}C HMQC spectrum of OH-capped sP4M1P.....	4
Figure S3.	^{13}C -NMR and DEPT135 spectra of sP4M1P-bromoester.....	5
Figure S4.	^1H - ^{13}C HMQC spectrum of sP4M1P-bromoester.....	6
Figure S5.	^{13}C -NMR and DEPT135 spectra of sP4M1P- <i>b</i> -PMMA.....	7
Figure S6.	^1H - ^{13}C HMQC spectrum of sP4M1P- <i>b</i> -PMMA.....	8
Figure S7.	^{13}C -NMR and DEPT135 spectra of sP4M1P- <i>b</i> -aPS.....	9
Figure S8.	^1H - ^{13}C HMQC spectrum of sP4M1P- <i>b</i> -aPS.....	10
Figure S9.	DSC heating thermograms of sP4M1P- <i>b</i> -PMMA.....	11
Figure S10.	DSC heating thermograms of sP4M1P- <i>b</i> -aPS.....	12

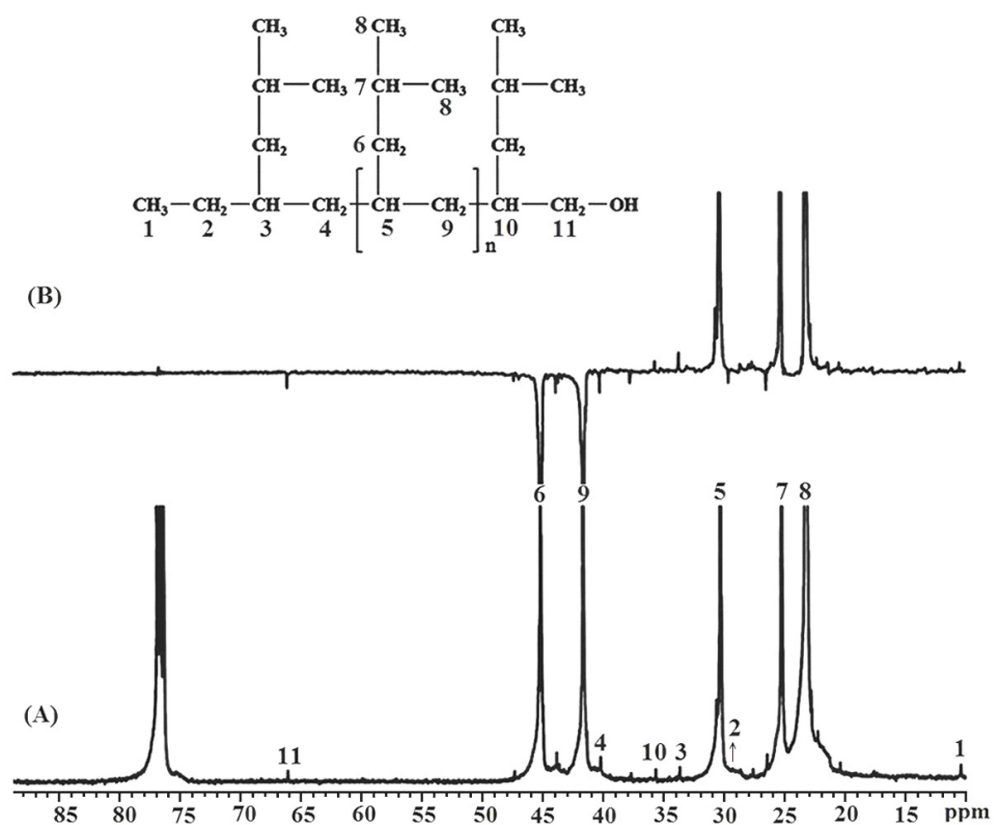


Figure S1. ^{13}C and ^{13}C (DEPT135) NMR spectra (125 MHz) of OH-capped sP4M1P ($M_n=9890$ g/mol, $M_w/M_n=1.65$) (solvent: CDCl_3 ; temperature: 60°C).

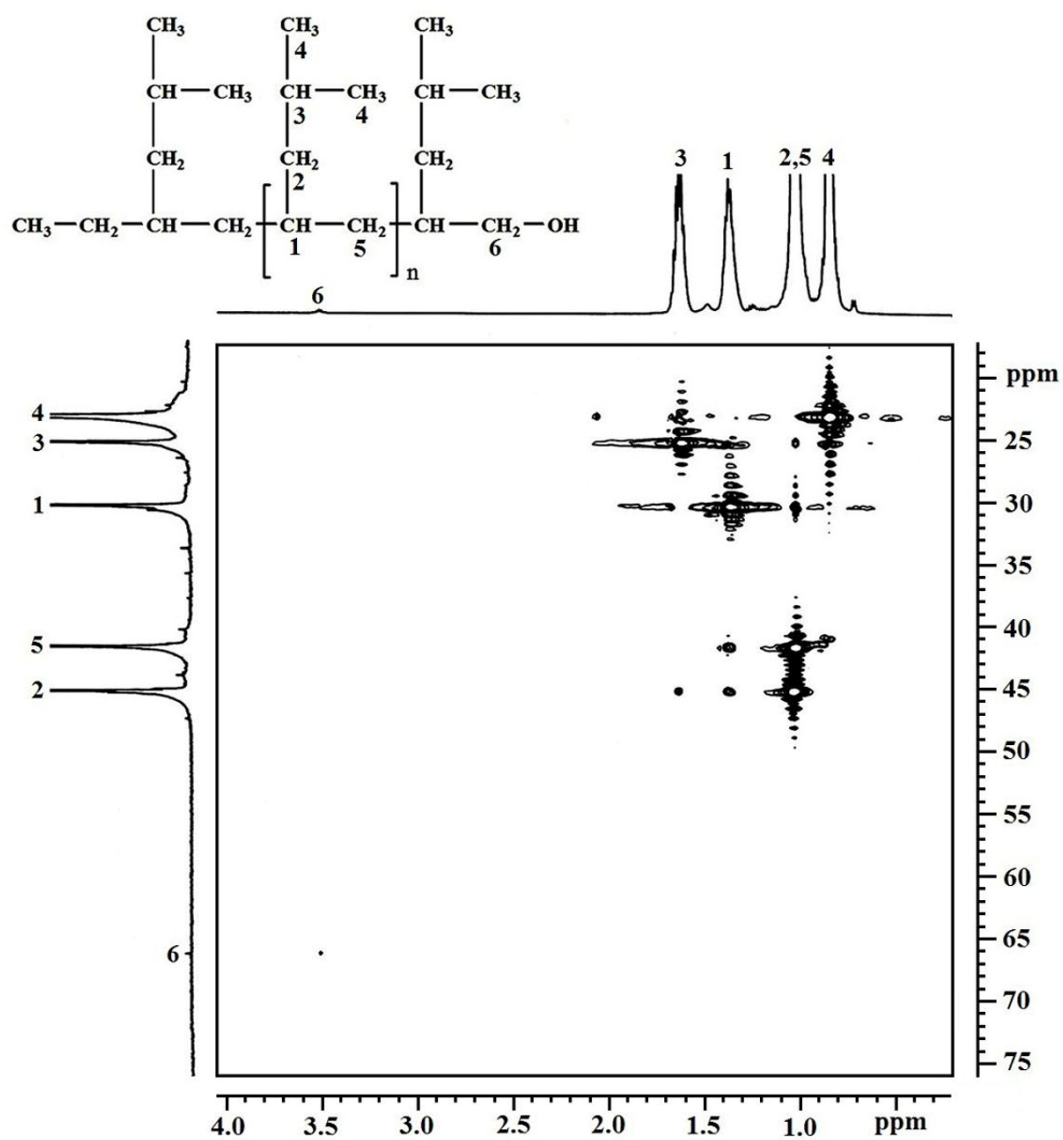


Figure S2. ^1H - ^{13}C HMQC spectrum of OH-capped sP4M1P (M_n =9890 g/mol, M_w/M_n =1.65) (solvent: CDCl_3 ; temperature: 60°C).

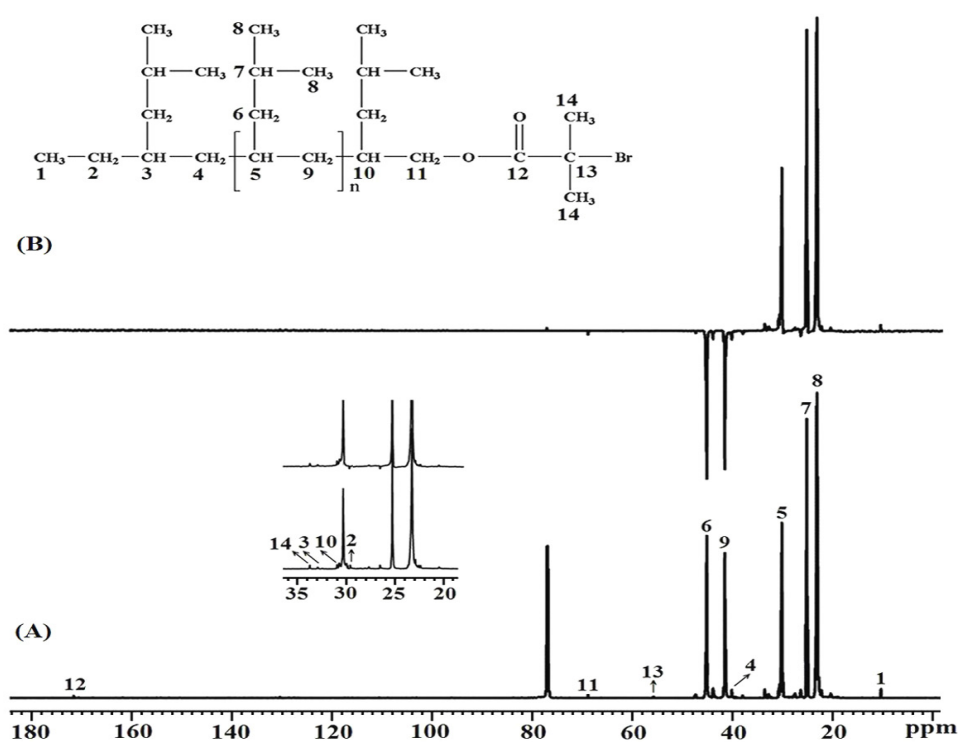


Figure S3. ^{13}C and ^{13}C (DEPT135) NMR spectra (125 MHz) of sP4M1P-bromoester ($M_n = 10500$ g/mol, $M_w/M_n = 1.39$) (solvent: CDCl_3 ; temperature: 60°C).

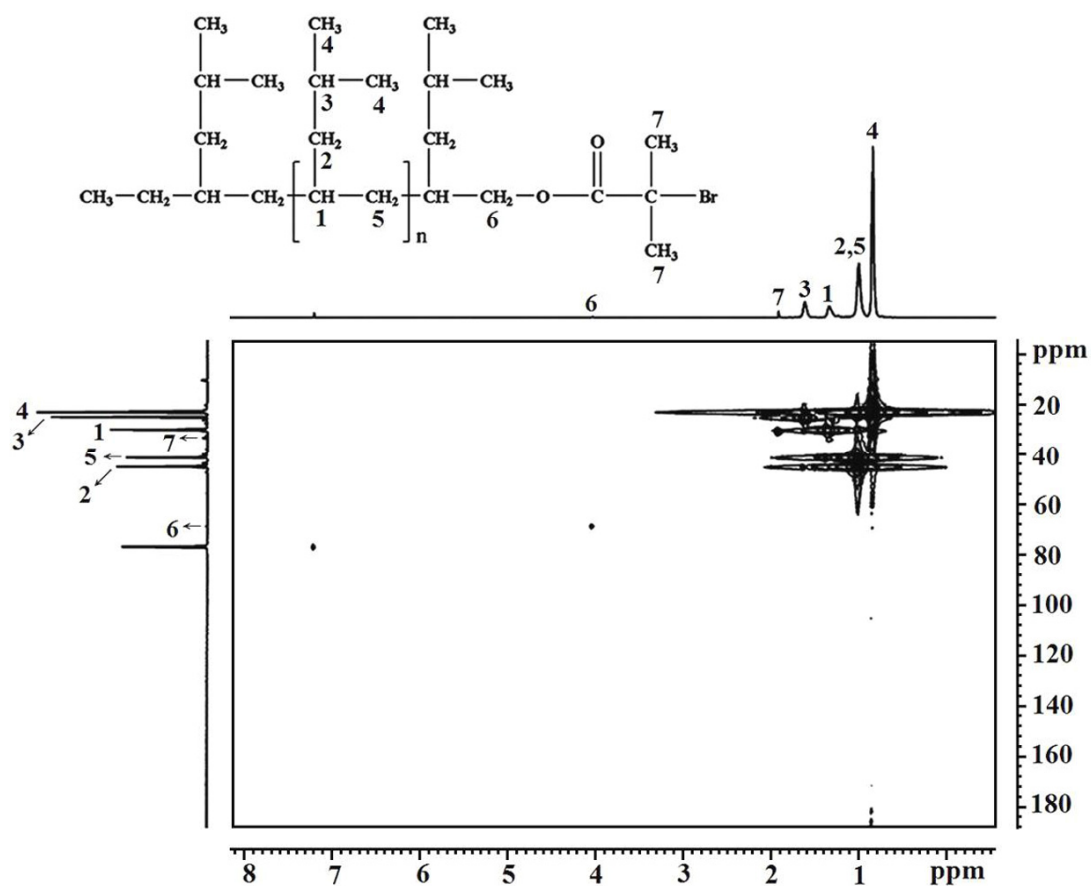


Figure S4. ^1H - ^{13}C HMQC spectrum of sP4M1P-bromoester ($M_n = 10500$ g/mol, $M_w/M_n = 1.39$) (solvent: CDCl_3 ; temperature: 60°C).

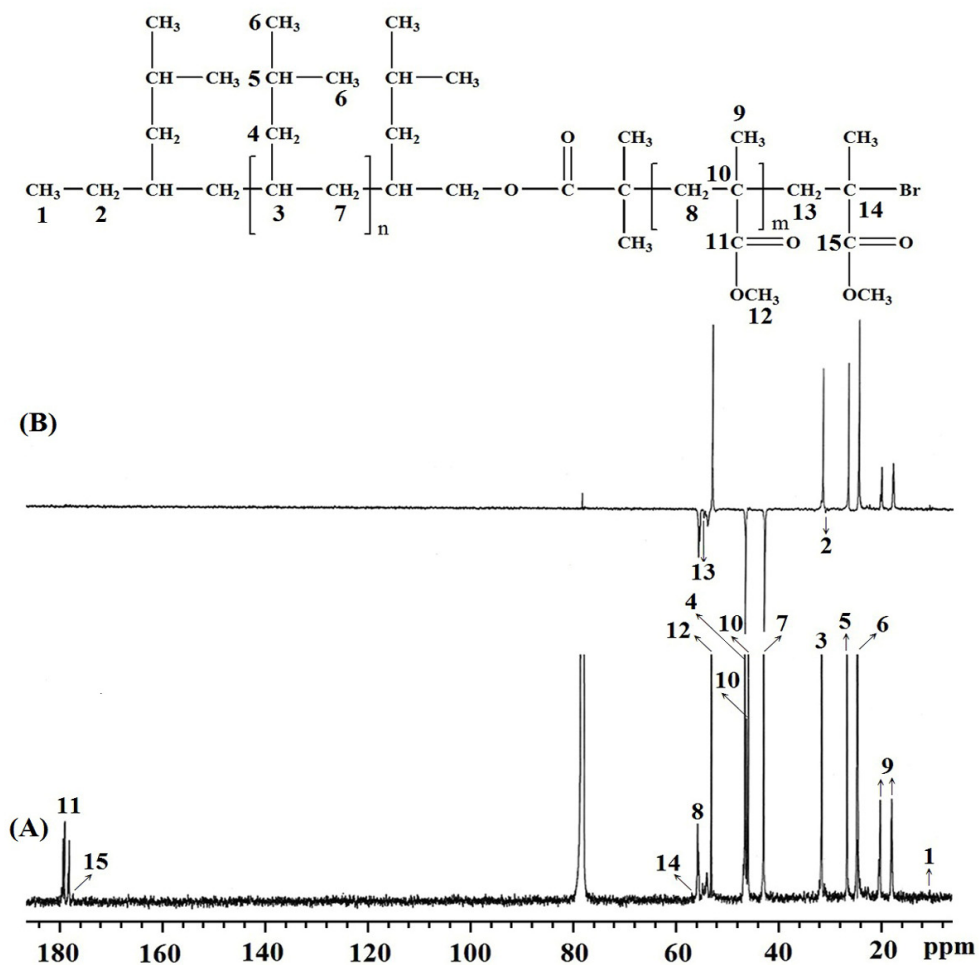


Figure S5. ^{13}C and ^{13}C (DEPT135) NMR spectra (125 MHz) of sP4M1P-*b*-PMMA (solvent: CDCl_3 ; temperature: 60°C).

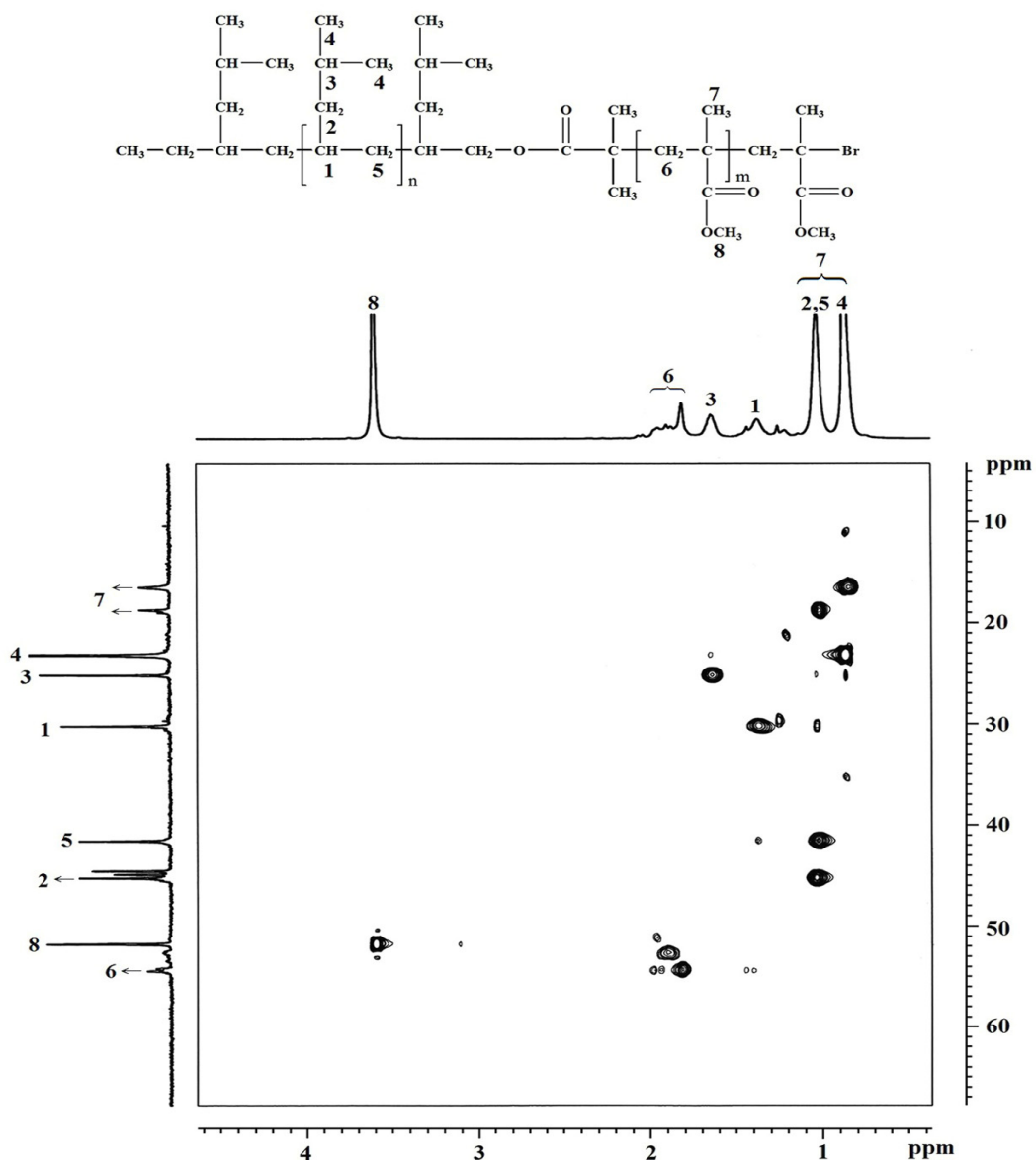


Figure S6. ¹H-¹³C HMQC spectra of sP4M1P-*b*-PMMA (solvent: CDCl₃; temperature: 60°C).

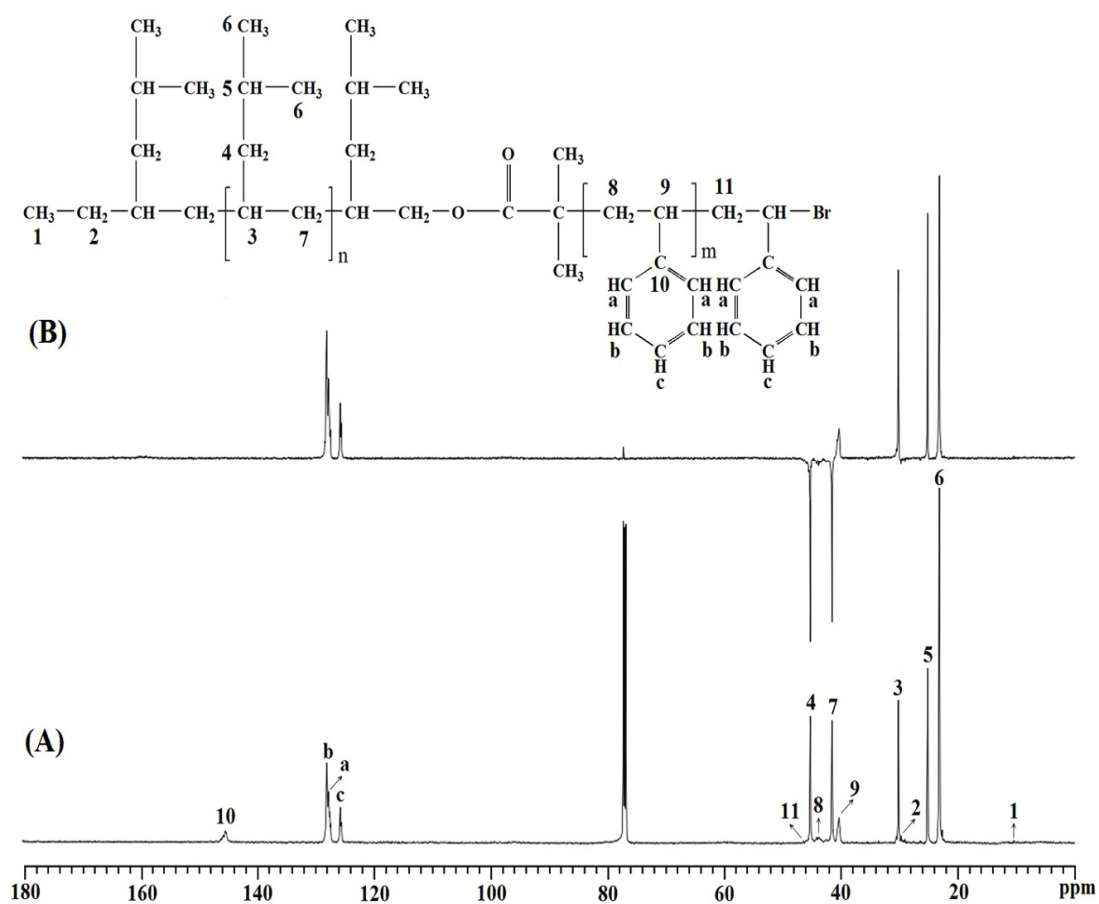


Figure S7. ^{13}C and ^{13}C (DEPT135) NMR spectra (125 MHz) of $sP4M1P\text{-}b\text{-}aPS$ (solvent: CDCl_3 ; temperature: 60°C).

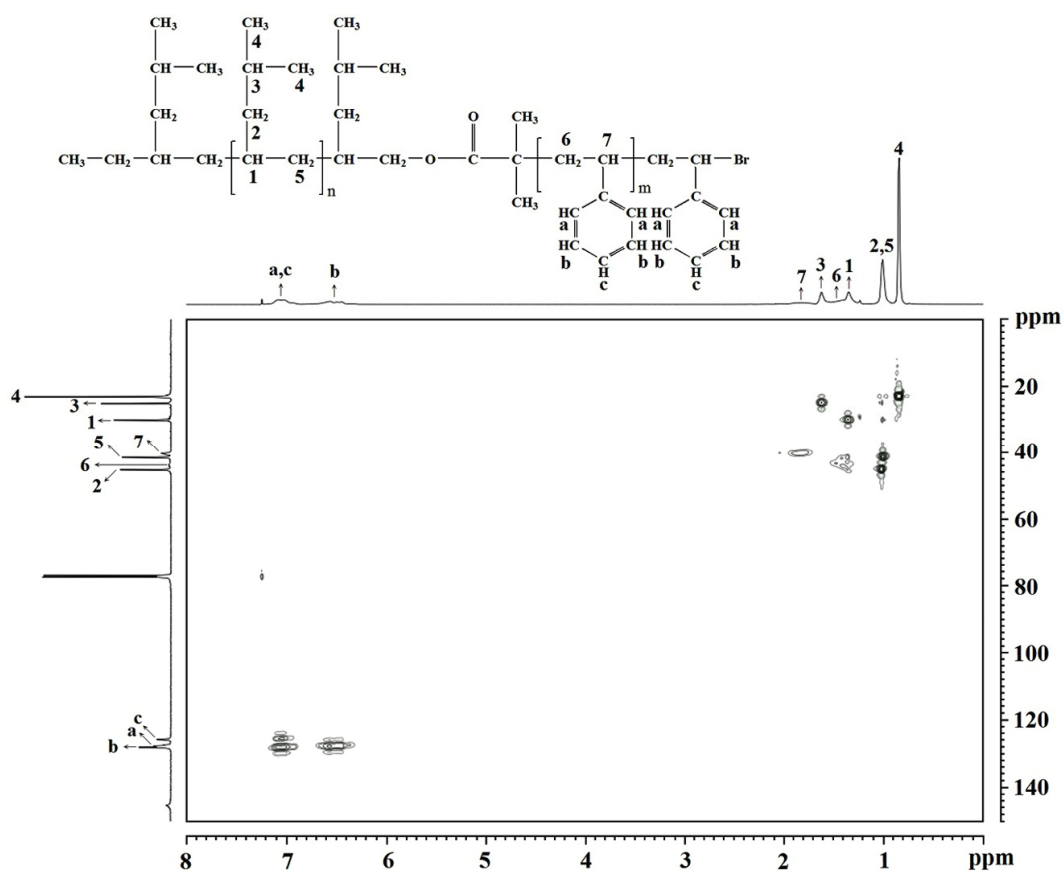


Figure S8. ^1H - ^{13}C HMQC spectrum of sP4M1P-*b*-aPS (solvent: CDCl_3 ; temperature: 60°C).

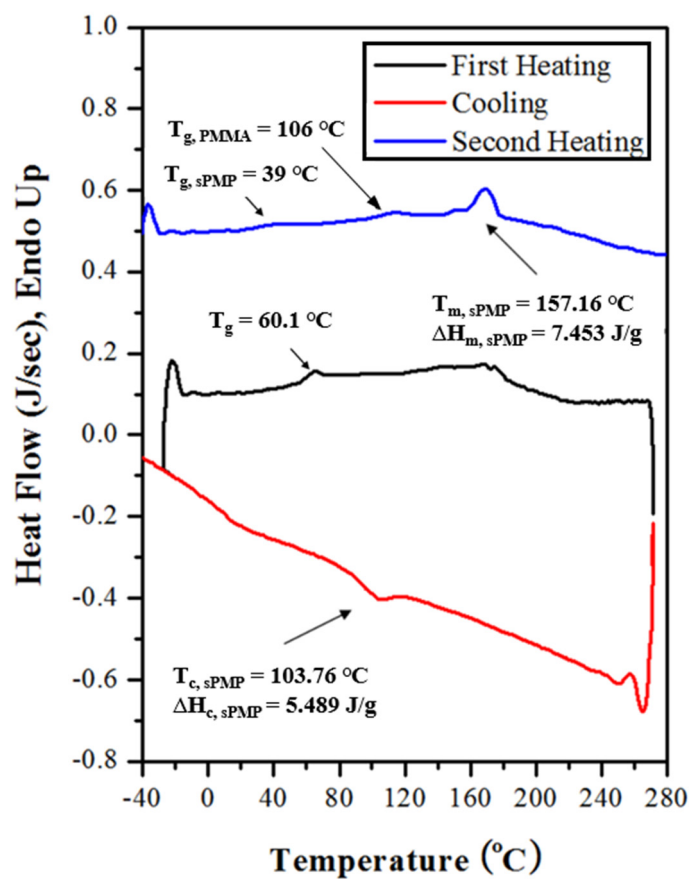


Figure S9. DSC heating thermograms of sP4M1P-*b*-PMMA.

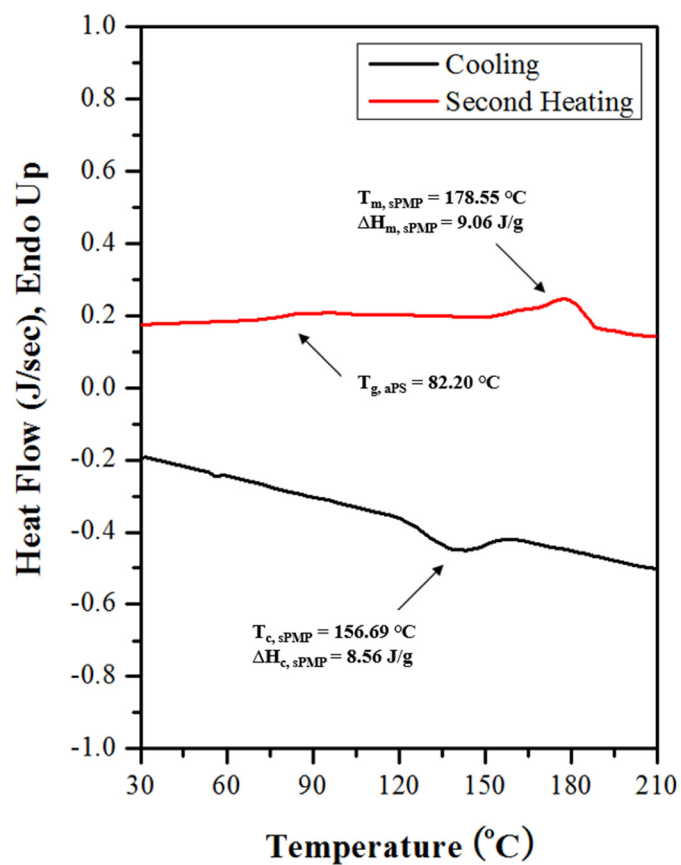


Figure S10. DSC heating thermograms of sP4M1P-*b*-aPS.