

Supporting Information

Highly Self-Healable Polymeric Coating Materials with Enhanced Mechanical Properties based on The Charge Transfer Complex

Chanjae Ahn ^{1,2,†}, Pyong Hwa Hong ^{3,†}, Juhen Lee ¹, Jinsil Kim ^{3,4}, Gyeongmin Moon ^{3,5}, Sungkoo Lee ³, In Park ³, Haksoo Han ^{2,*}, and Sung Woo Hong ^{3,6,*}

¹ Organic Materials LAB, Samsung Advanced Institute of Technology, 129 Samsung-ro, Yeongtong-gu, Suwon-si, Gyeonggi-do 16677, Republic of Korea

² Department of Chemical and Biomolecular Engineering, Yonsei University, 50 Yonsei-ro, Seodaemun-gu, Seoul 03722, Republic of Korea

³ Intelligent Sustainable Materials R&D Group, Korea Institute of Industrial Technology, 89 Yangdaegiro-gil, Ipjang-myeon, Seobuk-gu, Cheonan-si, Chungcheongnam-do 31056, Republic of Korea

⁴ Department of Chemical Engineering, University of Montreal, 2900 Edouard Montpetit Blvd, Montreal, Quebec H3T 1J4, Canada

⁵ Current Address: MS Development Team, PI Advanced Materials, 27 Godeung 1-gil, Iwol-myeon, Jincheon-gun, Chungcheongbuk-do 27818, Republic of Korea

⁶ Convergence Research Center for Solutions to Electromagnetic Interference in Future-mobility, Korea Institute of Science and Technology, Seoul 02792, Republic of Korea

* Correspondence: hshan@yonsei.ac.kr (H.H.); swhong@kitech.re.kr (S.W.H.); Tel.: +82-2-2123-2764 (H.H.); +82-41-589-8675 (S.W.H.)

† These authors contributed equally to this work.

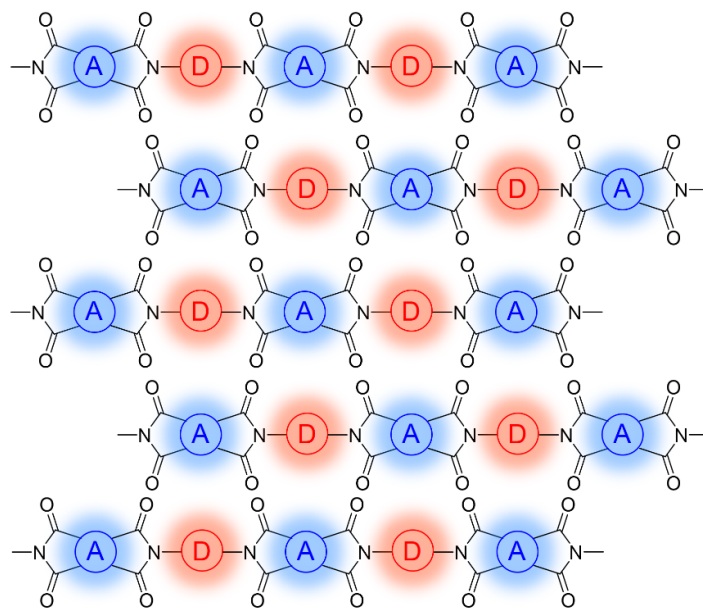


Figure S1. Schematic illustration of the CTC formation. D and A represent an electron donor and an electron acceptor, respectively.

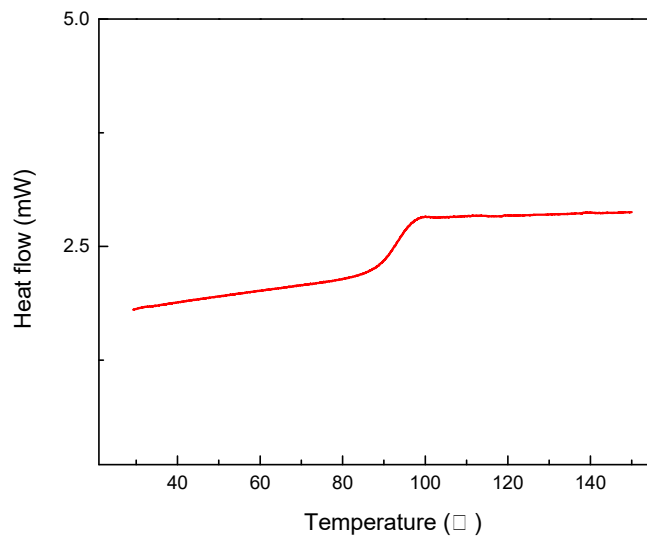


Figure S2. DSC thermogram of HE100.




Figure S3. Detailed schematic illustration of the thermal behavior of HE100.