

Supporting Information

Multifunctional nanoparticles as high-efficient targeted hypericin system for theranostic melanoma

Flávia Amanda Pedroso de Moraes ^{1,2*}, Ana Carolina Vieira de Oliveira², Rodolfo Bento Balbinot ¹, Danielle Lazarin-Bidóia ¹, Tânia Ueda-Nakamura ¹, Sueli de Oliveira Silva ¹, Katieli da Silva Souza Campanholi ², Ranulfo Combuca da Silva Junior ²; Renato Sonchini Gonçalves ³; Wilker Caetano ²; Celso Vataru Nakamura ^{1*}.

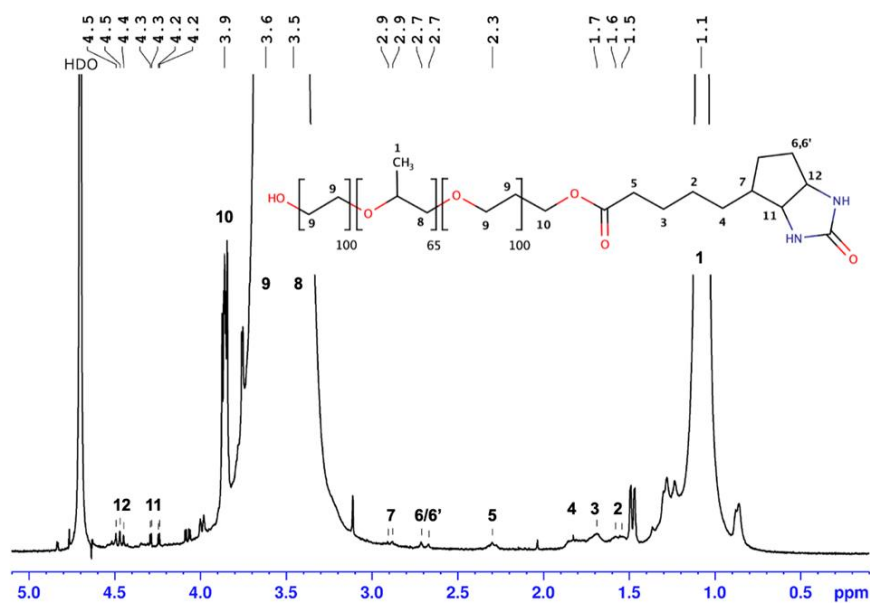
¹ *Technological Innovation Laboratory in the Pharmaceuticals and Cosmetics Development, State University of Maringá, 87020-900 Maringá - PR, Brazil.*

² *Department of Chemistry, State University of Maringá, 87020-900 Maringá - PR, Brazil.*

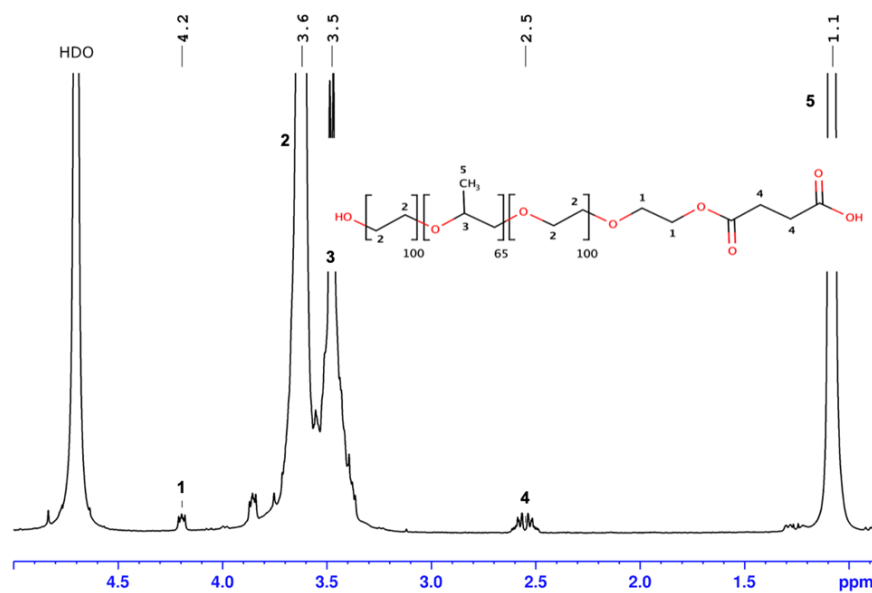
³ *Laboratory of Chemistry of Natural Products, Department of Chemistry, Center for Exact Sciences and Technology, Federal University of Maranhão, São Luís 65080-805, MA, Brazil.*

* Correspondence: flaviaapmoraes@hotmail.com (F.A.P.d.M.); cvnakamura@uem.br (C.V.N); Tel.: +55 (44) 3011-3680 (F.A.P.d.M. & C.V.N).

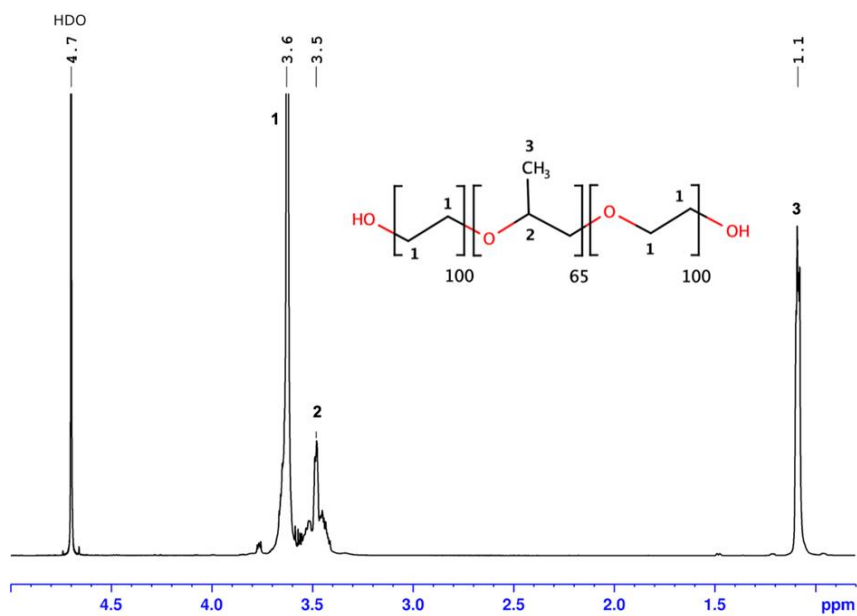
Supplementary Material 01. ^1H NMR spectra of F127-BT copolymer in D_2O at 25°C and 300 MHz.



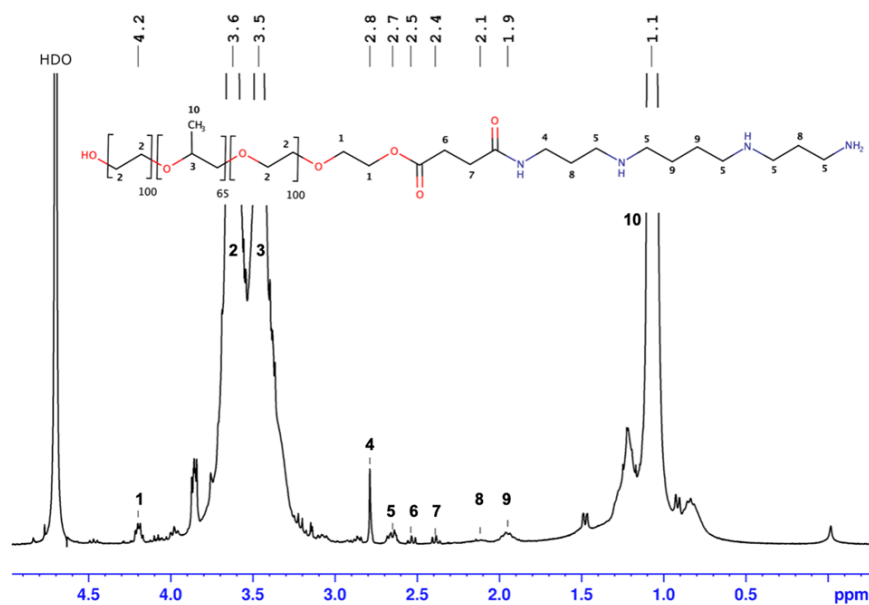
Supplementary Material 02. ^1H NMR spectra of F127-COOH copolymer in D_2O at 25 $^\circ\text{C}$ and 300 MHz.



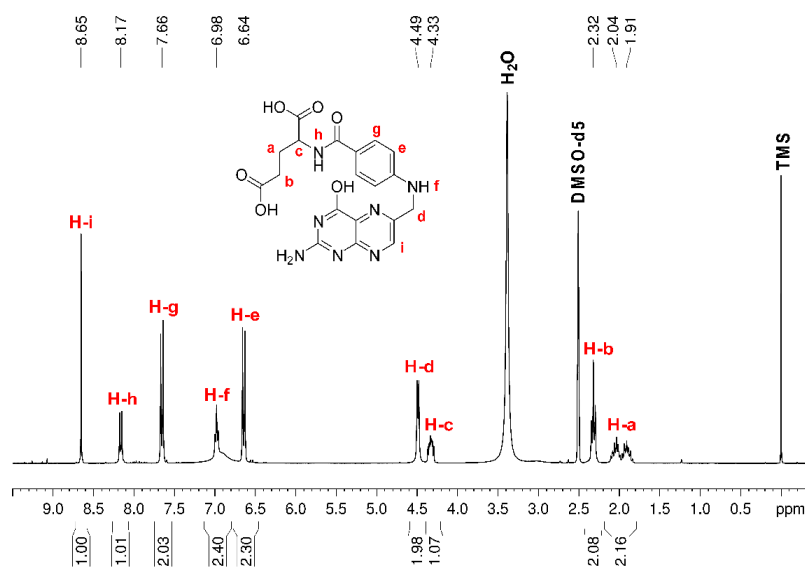
Supplementary Material 03. ^1H NMR spectra of F127 copolymer in D_2O at 25 $^\circ\text{C}$ and 300 MHz.



Supplementary Material 04. ^1H NMR spectra of F127-SN copolymer in D_2O at 25 °C and 300 MHz.



Supplementary Material 05. ^1H NMR spectrum of FA acquired in DMSO- d_5 at 300 MHz and 25 $^\circ\text{C}$.



Supplementary Material 06. ^1H NMR spectra of F127-FA copolymer in D_2O at 25 °C and 300 MHz.

