

Article

Mattel's ©Barbie: Preventing Plasticizers Leakage in PVC Artworks and Design Objects through Film-Forming Solutions

Andrea Macchia ^{1,2,†}, Livia Marinelli ^{2,3}, Francesca Irene Barbaccia ^{2,4,†}, Tilde de Caro ⁵, Alice Hansen ⁶, Lisa Maria Schuberthan ², Francesca Caterina Izzo ⁷, Valentina Pintus ^{8,9,*}, Katuscia Testa Chiari ² and Mauro Francesco La Russa ¹

¹ Department of Biology, Ecology and Earth Sciences DIBEST, University of Calabria, Via Pietro Bucci, Arcavacata, 87036 Rende, Italy

² YOCOCU, Youth in Conservation of Cultural Heritage, Via T. Tasso 108, 00185 Rome, Italy

³ Department of Science of Antiquities, Sapienza University of Rome, Piazzale Aldo Moro 5, 00185 Rome, Italy

⁴ Department of Technological Innovation Engineering, Digital Technologies for Industry 4.0, International Telematic University Uninettuno, Corso Vittorio Emanuele II 39, 00186 Rome, Italy

⁵ CNR ISMN, Strada Provinciale 35d, 9, 00010 Rome, Italy

⁶ Plart Museum, Via Giuseppe Martucci 48, 80121, Naples, Italy

⁷ Department of Environmental Sciences, Informatics and Statistics, Ca' Foscari University of Venice, Via Torino 155, 30123 Venice, Italy

⁸ Institute for Natural Science and Technology in Arts, Academy of Fine Arts Vienna, Schillerplatz 3, 1010 Vienna, Austria

⁹ Institute for Conservation and Restoration, Academy of Fine Arts Vienna, Schillerplatz 3, 1010 Vienna, Austria

* Correspondence: v.pintus@akbild.ac.at

† These authors contributed equally to this work.

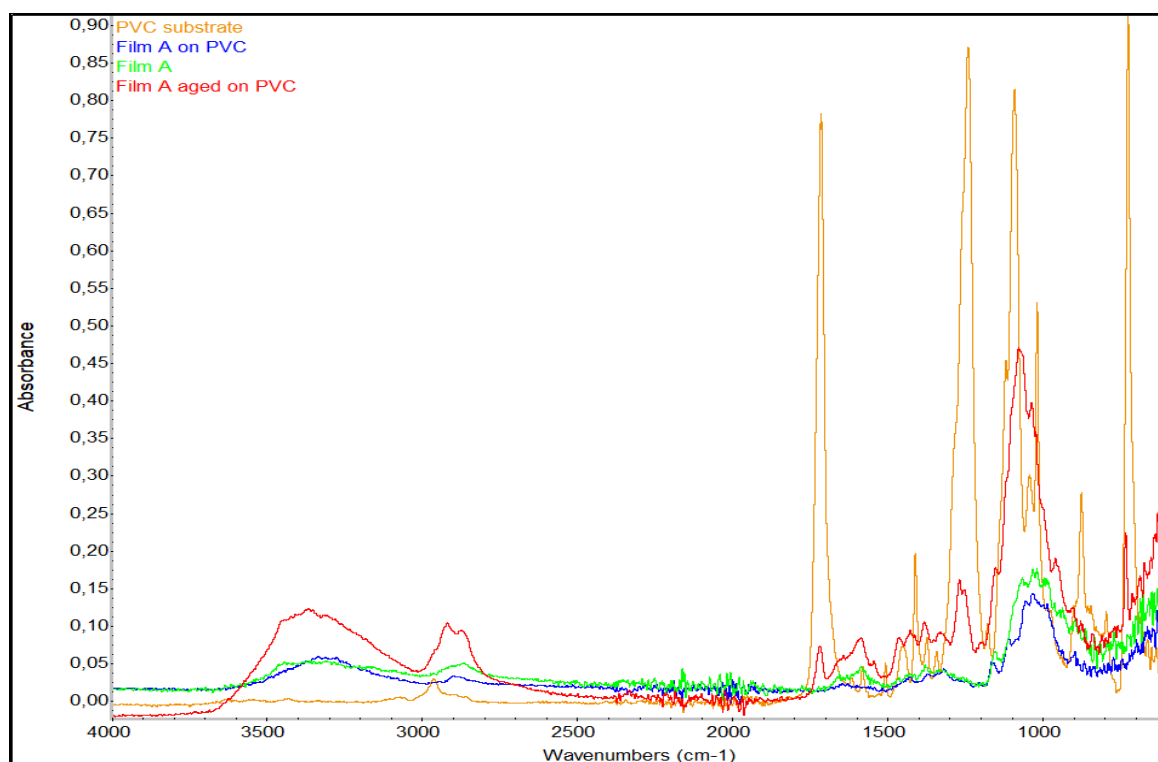


Figure S1. Comparison of FTIR-ATR spectra collected from Film A unaged and aged, both applied on the p-PVC sheet, Film A as a single component, and p-PVC sheet.

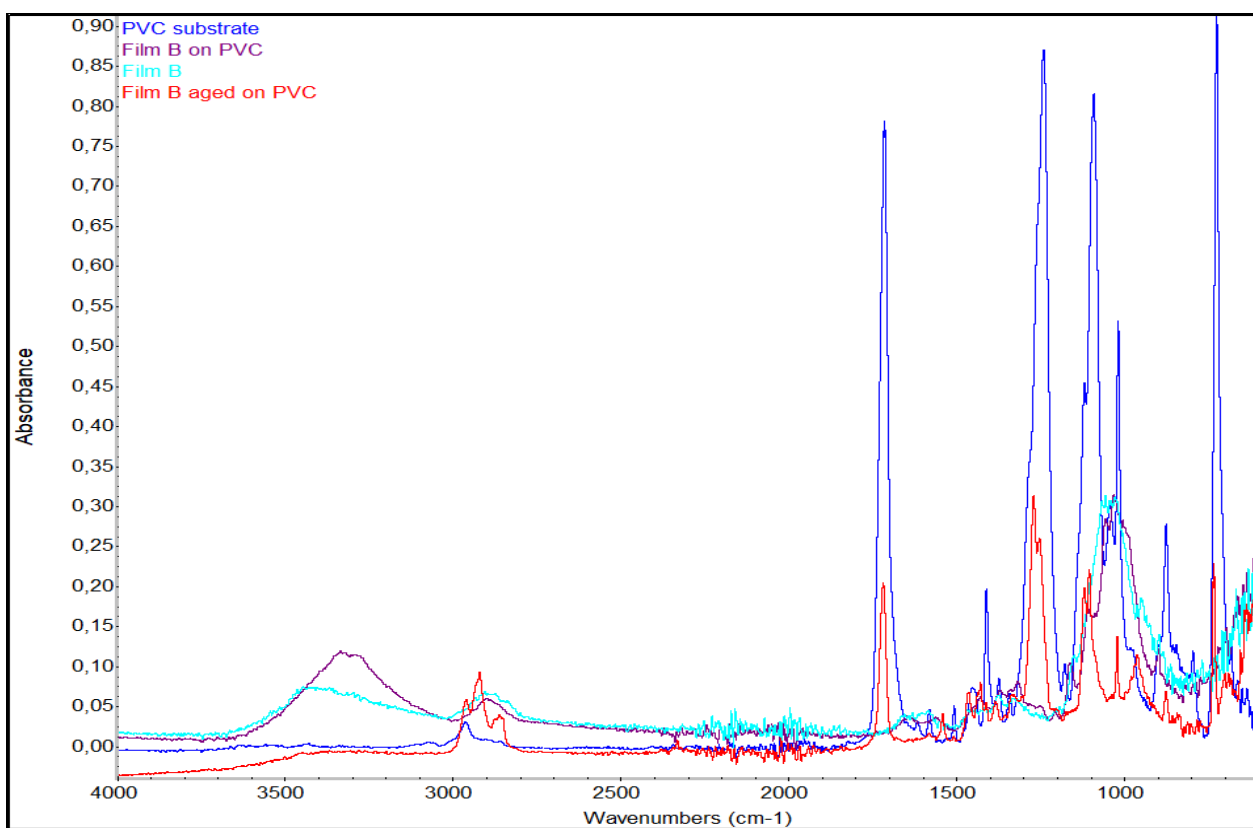


Figure S2. Comparison of FTIR-ATR spectra collected from Film B unaged and aged, both applied on the p-PVC sheet, Film B as a single component, and p-PVC sheet.

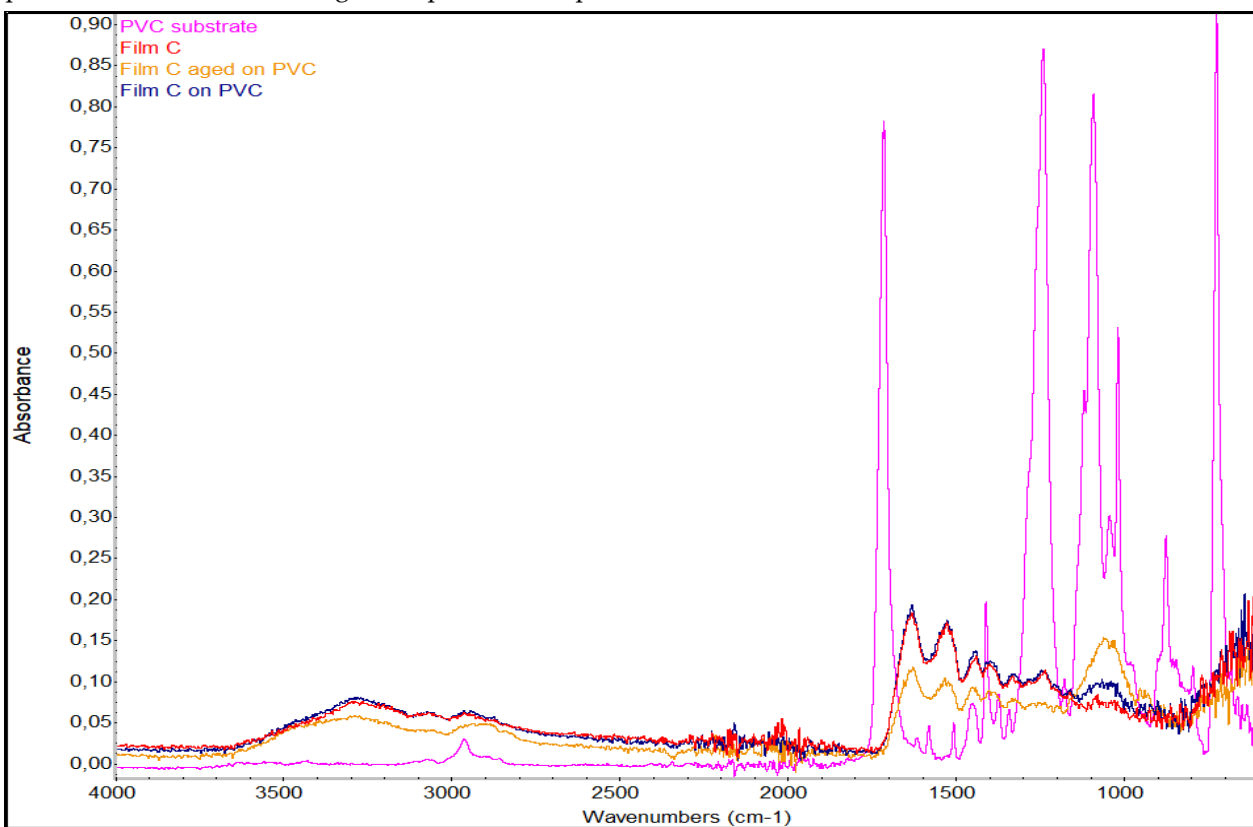


Figure S3. Comparison of FTIR-ATR spectra collected from Film C unaged and aged, both applied on the p-PVC sheet, Film C as a single component, and p-PVC sheet.

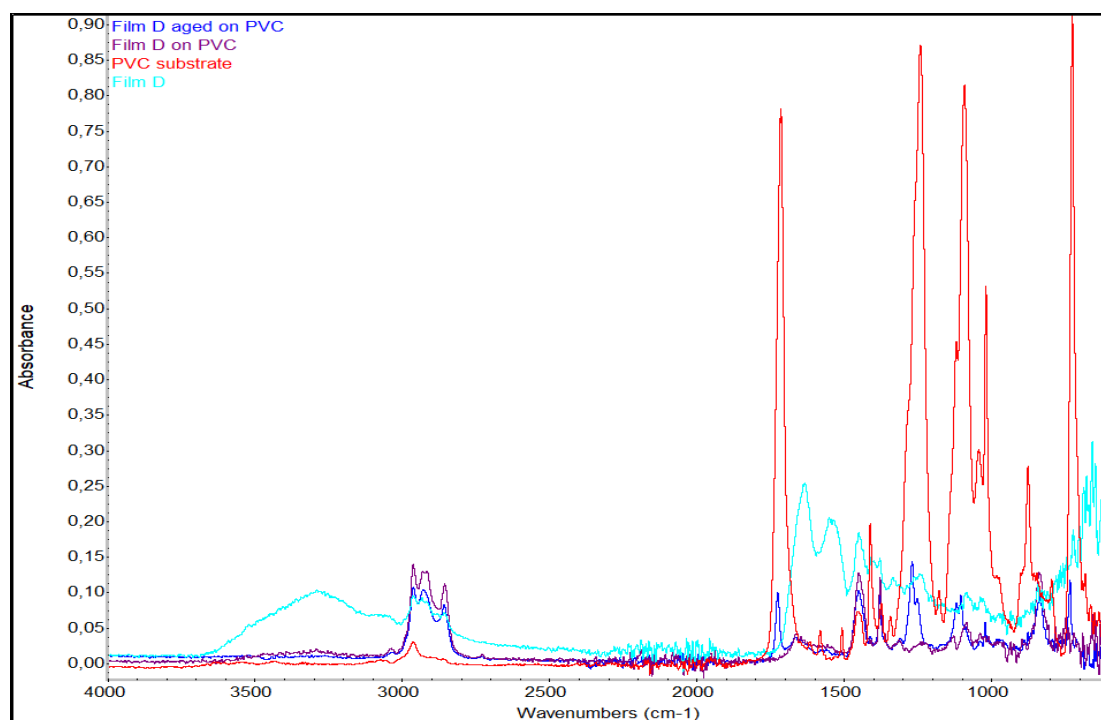


Figure S4. Comparison of FTIR-ATR spectra collected from Film D unaged and aged, both applied on the p-PVC sheet, Film D as a single component, and p-PVC sheet.

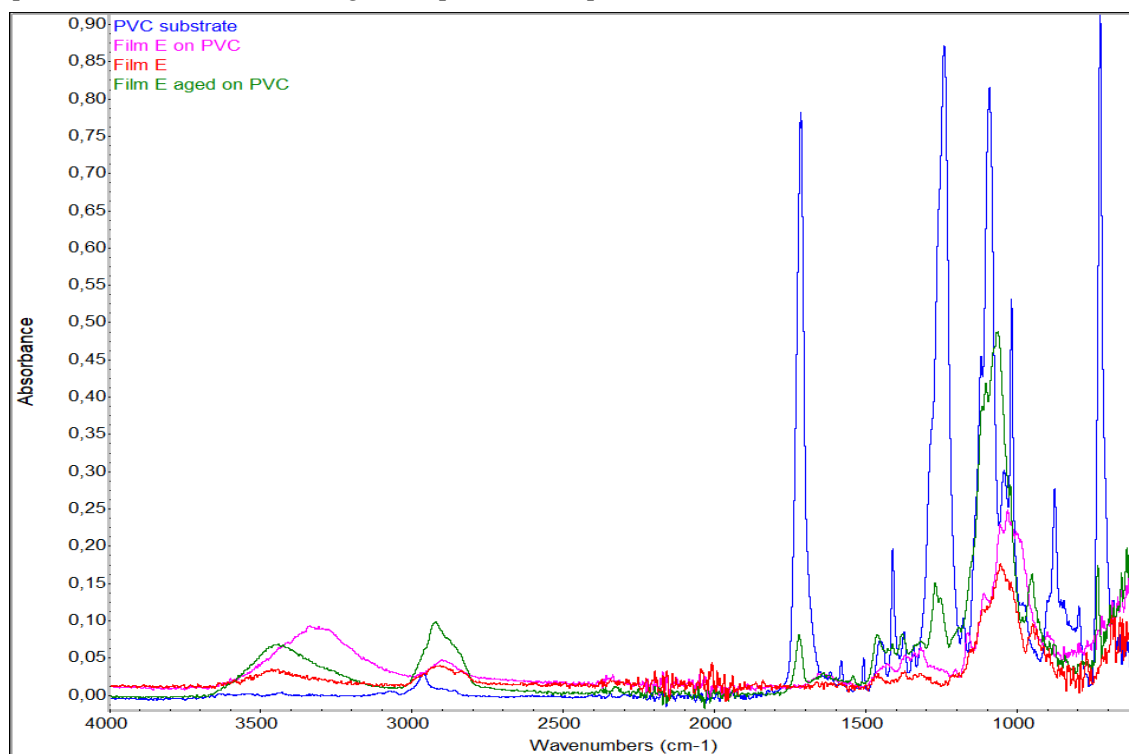


Figure S5. Comparison of FTIR-ATR spectra collected from Film E unaged and aged, both applied on the p-PVC sheet, Film E as a single component, and p-PVC sheet.

Disclaimer/Publisher's Note: The statements, opinions and data contained in all publications are solely those of the individual author(s) and contributor(s) and not of MDPI and/or the editor(s). MDPI and/or the editor(s) disclaim responsibility for any injury to

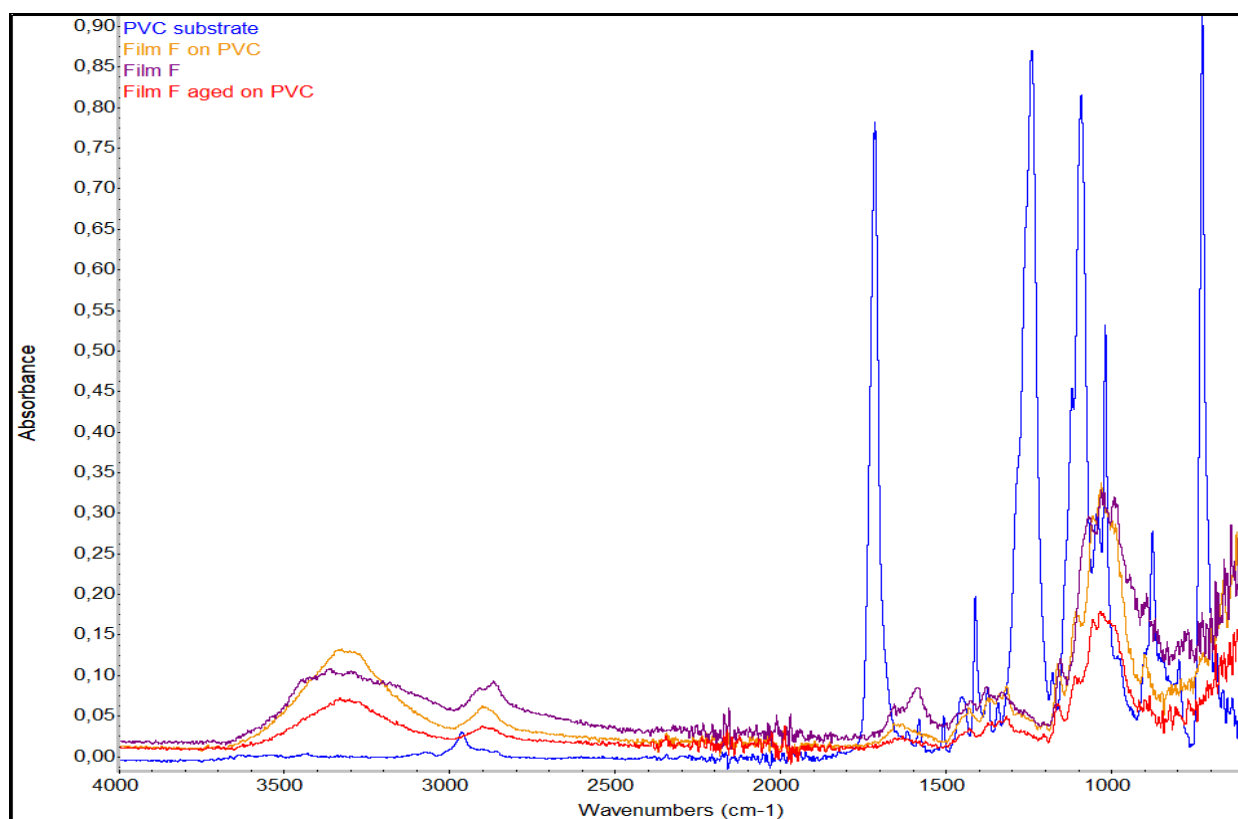


Figure S6. Comparison of FTIR-ATR spectra collected from Film F unaged and aged, both applied on the p-PVC sheet, Film F as a single component, and p-PVC sheet.

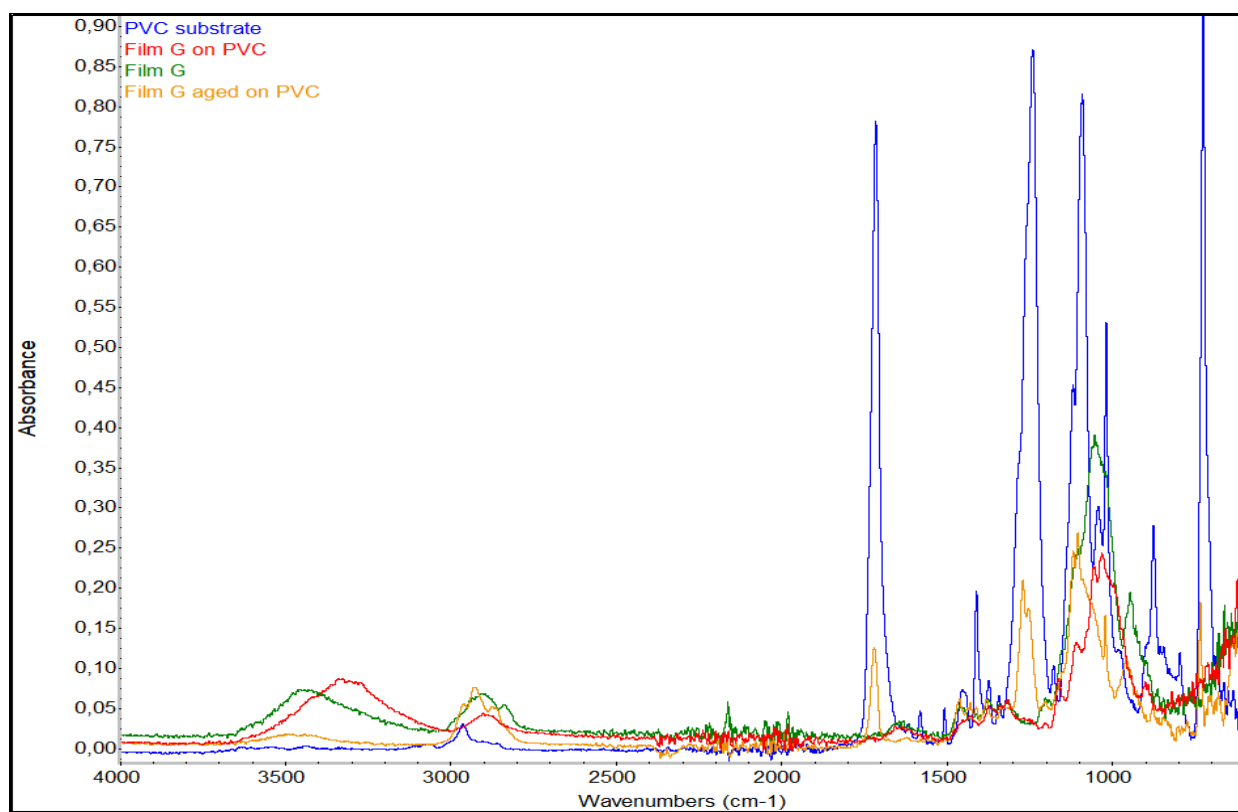


Figure S7. Comparison of FTIR-ATR spectra collected from Film G unaged and aged, both applied on the p-PVC sheet, Film G as a single component, and p-PVC sheet.