

Article

Tuning the Solubility of Copper Complex in Atom Transfer Radical Self-Condensing Vinyl Polymerizations to Control Polymer Topology via One-Pot to the Synthesis of Hyperbranched Core Star Polymers

Zong-Cheng Chen, Chia-Ling Chiu and Chih-Feng Huang *

Department of Chemical Engineering, National Chung Hsing University, 250 Kuo Kuang Road, Taichung 40227, Taiwan; E-Mails: color7242657@hotmail.com (Z.-C.C.); a811228@hotmail.com.tw (C.-L.C.)

* Author to whom correspondence should be addressed; E-Mail: HuangCF@dragon.nchu.edu.tw; Tel.: +886-422-840-510 (ext. 809); Fax: +886-422-854-734.

External Editor: Philipp Vana

Received: 20 August 2014; in revised form: 20 September 2014 / Accepted: 23 September 2014 / Published: 30 September 2014

Abstract: In this paper, we propose a simple one-pot methodology for proceeding from atom transfer reaction-induced conventional free radical polymerization (AT-FRP) to atom transfer self-condensing vinyl polymerization (AT-SCVP) through manipulation of the catalyst phase homogeneity (*i.e.*, CuBr/2,2'-bipyridine (CuBr/Bpy)) in a mixture of styrene (St), 4-vinyl benzyl chloride (VBC), and ethyl 2-bromoisobutyrate. Tests of the solubilities of CuBr/Bpy and CuBr₂/Bpy under various conditions revealed that both temperature and solvent polarity were factors affecting the solubility of these copper complexes. Accordingly, we obtained different polymer topologies when performing AT-SCVP in different single solvents. We investigated two different strategies to control the polymer topology in one-pot: varying temperature and varying solvent polarity. In both cases, different fractions of branching revealed the efficacy of varying the polymer topology. To diversify the functionality of the peripheral space, we performed chain extensions of the resulting hyperbranched poly(St-*co*-VBC) macroinitiator (name as: hbPSt MI) with either St or *t*BA (*tert*-butyl acrylate). The resulting hyperbranched core star polymer had high molecular weights (hbPSt-*g*-PSt: $M_n = 25,000$, $D = 1.77$; hbPSt-*g*-PtBA: $M_n = 27,000$, $D = 1.98$); hydrolysis of the *tert*-butyl groups of the later provided a hyperbranched core star polymer featuring hydrophilic poly(acrylic acid) segments.

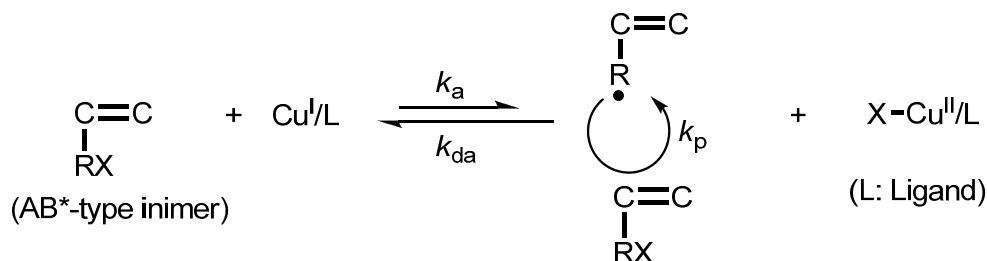
Keywords: atom transfer self-condensing vinyl polymerization; copper complex solubility; hyperbranched polymers; amphiphilic star polymers

1. Introduction

Flory investigated that the physical properties of polymers and, accordingly, their practical applications would be related to their macromolecular topologies [1,2]. After the first reported syntheses of dendrimers, intense research efforts were dedicated toward finding new and simpler approaches for the formation of highly branched macromolecules [3,4]. Both convergent and divergent methods have been used to synthesize numerous examples of dendrimers with compositionally and functionally tunable inner and outer region and unique globular shapes [5–7]. In addition, approximations to the regular structures of dendrimers have been accomplished through the synthesis of hyperbranched polymers. Although the structures of hyperbranched polymers are less regular than those of dendrimers, they may be more conducive to industrial applications because of their simpler syntheses. In early syntheses of hyperbranched polymers, reactions of monomers AB_x ($x \geq 2$) where the A and B groups can condense with each other exclusively resulted in step-growth polymerization becoming a predominant method. Thus, an enormous numbers of different types of hyperbranched polymers have been synthesized, including polyphenylenes [8,9], polyesters [10–12], polyether [13,14], polysiloxysilanes [15], and polybenzamides [16,17], a variety of which have been reviewed [18,19]. Through conventional step-growth mechanisms, hyperbranched polymers can be synthesized in one-pot, avoiding the need for multiple reactions with protection, deprotection, and purification steps typically required for constructing perfect dendrimers, but with the drawback of large polydispersities in molecular weight and structure. Recent developments in chain-growth condensation polymerization (CGCP, an analogue to living condensation polymerization), have allowed the syntheses of hyperbranched aromatic polyamides having high degrees of polymerization and very narrow molecular weight distributions ($D \leq 1.13$) through simple condensation polymerization of special AB_2 monomers [20–22].

The enormous efforts aimed at developing living chain-growth polymerizations on developments of branched structures (e.g., cationic [23]/anionic [24,25] polymerization, nitroxide-mediated radical polymerization (NMRP) [26,27], atom transfer radical polymerization (ATRP) [28–31], group transfer polymerization (GTP) [32,33], UV-initiated RAFT (reversible addition-fragmentation chain-transfer) polymerization [34,35], and ring-opening (metathesis) polymerization (RO(M)P) [36,37]), have led to many novel systems being amenable to the syntheses of hyperbranched polymers. One of the most promising approaches is the synthesis of hyperbranched polymers through atom transfer radical self-condensing vinyl polymerization (AT-SCVP) of AB^* inimers [28,29,38]. Scheme 1 presents a typical mechanism for AT-SCVP used to prepare hyperbranched polymers. The AB^* -type inimer, featuring both initiation and propagation sites, can be activated externally (e.g., using $Cu(I)/L$ (L: ligand)). Because the initiation and the propagation sites have similar reactivities, chain propagation and re-initiation proceed simultaneously, leading to a polymer topology having a hyperbranched structure. As mentioned above, SCVP approaches with AB^* -type inimers have been applied widely to NMRP, GTP, RO(M)P, and cationic/anionic polymerizations.

Scheme 1. General mechanism of atom transfer self-condensing vinyl polymerization (AT-SCVP) of an AB*-type inimer.

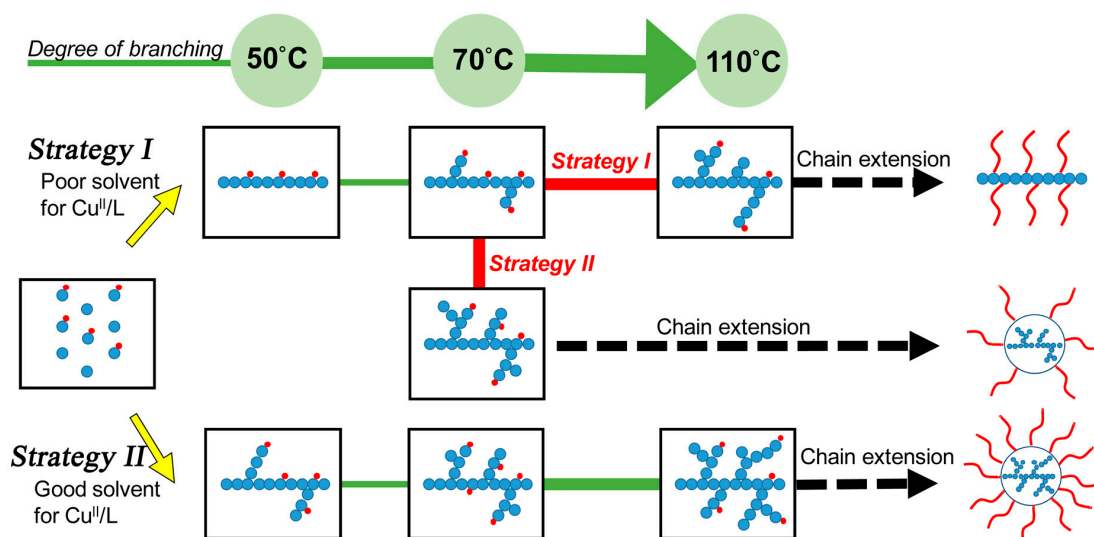


Specifically, the concept of “active site transfer” has attracted interests for the synthesis of hyperbranched structures; it involves switching the active site within intra-propagating chains or among inter-propagating chains during the periods of initiation and propagation to control the polymer topology. One approach is to use “iniferter” monomers containing a chain-transfer group (e.g., methacrylate and styrene derivatives with a dithioester [39] or thiocarbamate [35,40] groups). Another approach uses an azomethylmalonodinitrile-substituted styrene derivative for the preparation of highly branched polymers through a radical process [41]. These dithioester, dithiocarbamate, and malonodinitrile approaches based on reversible termination/transfer agents are all effective at avoiding crosslinking reactions, even in nonliving systems under UV radiation or thermal decomposition. Grubbs *et al.* applied acyclic diene metathesis polymerization (ADMET) to a variety of AB₂ monomers under mild reaction conditions. Using imidazolynilidene-based catalysts, electron-poor olefins did not homodimerize but switched to attack the more reactive olefins to perform a secondary metathesis reaction, leading to hyperbranched poly(ester ene)s without any gelation [36]. A few studies based on the concept of “active site transfer” have demonstrated the distinctive benefits of directly polymerizing existing commodity monomers or catalysts. One is related to the use of a styrene derivative containing a chlorodimethylsilyl substituent that undergoes quantitative S_N2 reactions during anionic polymerization. This system requires slow addition of the monomer to avoid gelation [42]. The “active site transfer” mechanism can also be designed to yield soluble products through free radical copolymerizations of monomers and crosslinkers. Sherrington *et al.* investigated the effect of adding large amounts of thiol-based chain transfer agents to avoid gelation to obtain branched methacrylic copolymers [43]. The specific concept of “active site transfer” has also been investigated in the RAFT polymerization of methyl methacrylate (MMA) and ethylene glycol dimethacrylate (EGDMA) [44]; anionic SCVP of divinylbenzene (DVB) and 1,3-isopropenylenebenzene [45]; AT-SCVP of DVB and (1-bromoethyl)benzene [46]; AT-SCVP of EGDMA and bisphenol A dimethacrylate [47]; and deactivation-enhanced AT-SCVP of commercially available multifunctional vinyl monomers [48]. A remarkable approach using Pd(II) and Ni(II) catalysts and very bulky chelating diimine ligands [49–51], has been reported for the formation of hyperbranched polyethylene at low pressure (a so-called “chain walking” process). The mechanism of active site transfer occurring predominantly among intra-chain provides a facile approach for controlling the topology of polyethylene. Hence, developing new synthetic routes with control over polymer topology is of great interest, as is the preparation of dendritic materials with controlled architectures. Accordingly, using commodity monomers and catalysts, we wished to combine the concept of “active site transfer” with AT-SCVP, by manipulating

catalyst solubility during polymerization to synthesize hyperbranched polymers in a simple, one-pot procedure.

Some literatures have illustrated one-pot procedure to control over polymer topologies with different single solvents, different thermostated temperatures or adding specific reagents [52–55]. Besides, cupric complexes (*i.e.*, Cu(I)/ligand or Cu(II)/ligand) have significantly different solubilities in various solvents at various temperatures [56]. To the best of our knowledge, there have been no previous reports of manipulating differences in solubility to control polymer topologies through variations in temperature or solvent in a one-pot procedure. In this paper, we report a facile and simple methodology for controlling polymer topologies. As displayed in Scheme 2I, poor solubility conditions for a cupric complex allowed atom transfer radical reactions to occur initially in the presence of an initiator with a more-active initiating site, a Cu(I) complex (*i.e.*, activator), a monomer, and an inimer with less-active initiating site. After initiating the more-active site through atom transfer reaction and producing a higher-oxidation-state Cu(II) complex (*i.e.*, deactivator), the heterogeneity/precipitation of the deactivator leads the polymerization to a conventional free radical mechanism. This approach provides a linear copolymer with pendent groups of the less-active initiating site. Subsequently, we employed two strategies increasing the temperature or the solvent polarity to re-dissolve the deactivator into the reaction medium. The pendent group with the less-active initiating site could be re-initiated to undergo a typical atom transfer radical self-condensing vinyl polymerization. The copper complexes' solubility differences are influenced by relative solvent polarity; consequently, we could control the polymer topologies by tuning the timing of the transformation of the poor-to-good solubility conditions. Based on the adjustable solubility properties of the copper complex, we developed a facile route, through atom transfer radical polymerizations, to control the polymer topology in one-pot. To prepare more-complex architectures, we investigated the preparation of star polymers having a hyperbranched core. Chain extensions of the resulting hyperbranched macroinitiator with styrene or acrylate monomers provided hyperbranched core star polymers (hb-core stars) exhibiting functionality on the peripheral segments.

Scheme 2. Proposed strategies for controlling polymer topology through a one-pot procedure and preparations of hyper-branched core star polymers.



2. Experimental Section

2.1. Characterization

^1H NMR (nuclear magnetic resonance) spectroscopy was performed using a Varian Inova 600 NMR (Palo Alto, CA, USA) and CDCl_3 or deuterated dimethyl sulfoxide ($\text{DMSO-}d_6$) as solvents, with calibrating to the chemical shift of CDCl_3 at 7.26 ppm or $\text{DMSO-}d_6$ at 2.49 ppm (s: singlet; m: multiplet; br: broad). FT-IR (Fourier transform infrared spectroscopy) spectroscopy was performed using a Nicolet Avatar 320 FT-IR spectrometer (Nicolet, Madison, WI, USA) and a KBr disk; 32 scans were collected at a resolution of 1 cm^{-1} . A THF (tetrahydrofuran) solution containing the sample was cast onto a KBr disk and dried under conditions similar to those used for bulk preparation. The sample chamber was purged with N_2 to maintain film dryness. Gel permeation chromatography (GPC) was performed in tetrahydrofuran (THF; flow rate: 1 mL/min) at $40\text{ }^\circ\text{C}$ using a system equipped with a Waters 515 pump (Milford, MA, USA), a Waters 410 differential refractometer (RI), a Waters 486 absorbance detector (UV), a Viscotek SEC-MALS 20 multi-angle light (LS) scattering detector (Malvern, Worcestershire, UK) and two PSS SDV columns (Linear S and 100 \AA pore size). Monodisperse polystyrene standards were used for calibrations. Conversions of monomers were monitored using a HP 5890 series II (Hewlett Packard, Palo Alto, CA, USA) gas chromatograph (GC), equipped with a flame ionization detector (FID), and employing a CNW CD-5 column (30 m) featuring a proper internal standard. Concentrations of copper were determined through atomic absorption (AA) spectroscopy using a PerkinElmer (Waltham, MA, USA) Analyst 400 apparatus. Three analyses were performed for each sample and averaged. The measured intensities were converted to copper concentrations using a six-point calibration curve derived from aqueous $\text{Cu}(\text{NO}_3)_2$ solutions at concentrations ranging from 0 to 5 ppm (slope: 0.0844; R^2 : 0.9997).

2.2. Materials

Styrene (St, 99%) was purchased from Aldrich (St. Louis, MO, USA) and purified by passing through a column filled with basic alumina to remove the inhibitors or antioxidants. Cu(I) bromide (CuBr , 98%, Acros, (Geel, Belgium) and Cu(I) chloride (CuCl , 98%, Acros) were washed with glacial AcOH (to remove any soluble oxidized species), filtered, washed with EtOH, and dried under vacuum. 4-Vinylbenzyl chloride (VBC, 90%), ethyl 2-bromoisobutyrate (EBiB, 98%), benzyl chloride (BzCl , 99%), 2,2,6,6-tetramethylpiperidine-1-oxyl (TEMPO, 98%), 2,2'-bipyridyne (Bpy, 99%), N,N,N',N'',N'' -pentamethyldiethylenetriamine (PMDETA), Cu(II) bromide (CuBr_2 , 99%), and Cu(II) chloride (CuCl_2 , 99%) were purchased from Aldrich. All other solvents were purified through distillation prior to use.

2.3. Solubility Examinations

A single solvent or co-solvent was loaded into a 10-mL Schlenk flask. A desired amount of a copper complex (CuBr/Bpy or CuBr_2/Bpy) and a stirrer bar were loaded into a second 10-mL Schlenk flask. Each flask was sealed with a glass cap and glass stopcocks equipped with a latex septum. The flasks were subjected to five freeze-pump-thaw cycles. A degassed (co)solvent was added to the

second flask (containing the copper complex), via the septum, using a N₂-purged syringe. For CuBr, the solution remained transparent and light-brownish when air was excluded from the flask. The presence of air, however, caused the solution to turn green upon oxidation of Cu(I) to Cu(II). The flask was placed in a thermostatted oil bath and the sample stirred for a desired period of time. The flask was then opened to the air; its contents became heterogeneous with the formation of a greenish precipitate. The solvent was concentrated under vacuum to obtain a greenish solid. Concentrated HCl (1 mL) was added to completely dissolve the precipitate. The sample was diluted with deionized water; its total copper content was determined using a flame AA spectrophotometer to calculate the soluble copper concentration in the organic media.

2.4. Model Reactions of Mixed Initiators

Reactions of mixed initiators in various single solvents at various temperatures and ratios of copper/ligands were performed based on previous literature [56–60]. The Cu(I) complexes were prepared in situ under a N₂ atmosphere by adding deoxygenated solvent (2 mL) to Bpy (0.2 mmol), TEMPO (1.0 mmol), and CuBr (0.1 mmol) in a Schlenk flask. After three freeze-pump-thaw cycles and stirring for 30 min at 35 °C, a deoxygenated stock solution (0.5 mL) of EBiB (0.5 mmol) and BzCl (8.0 mmol) mixed in the same solvent (*i.e.*, toluene (T) or anisole (A)) was added to the Schlenk flask via a degassed syringe. A sample was removed immediately for use as the reference; other samples were removed at timed intervals ($[EBiB]_0 = 0.25$ M). The degrees of consumption of the alkyl halides were determined using gas chromatography.

2.5. Procedures of Typical AT-SCVP

A general polymerization is described: St, VBC, EBiB, Bpy, and A (e.g., St/VBC/EBiB/Bpy = 160/80/5/2; $[St]_0 = 3.5$ M) were added to a Schlenk flask. The mixture was deoxygenated through three freeze-pump-thaw cycles and then the flask was backfilled with N₂. CuBr was added to the frozen solution. The flask was closed, evacuated, and deoxygenated through two additional freeze-pump-thaw cycles. An initial sample was removed via syringe and then the flask was immersed in thermostatted oil bath. Aliquots were withdrawn at intervals during the polymerization process to allow monitoring of the monomer conversion through GC with A as an internal standard. The polymerization was stopped by placing the flask in an ice bath and exposing the contents to air. The resulting mixture was diluted with THF. The mixture was precipitated into cold MeOH, collected, and dried under vacuum ($M_n = 1500$; D (*i.e.*, M_w/M_n) = 1.35; conversion = 46.7%; yield = 32%). ¹H NMR (600 MHz, CDCl₃, ppm from TMS): 7.4–6.4 (br, aromatic), 5.69 and 5.19 (br, initial moiety of double bond), 4.5 (s, Ph–CH₂–Cl), 2.85 (s, Ph–CH₂–alkyl), 2.50–1.45 (br, alkyl).

2.6. Procedures of Catalyst Phase Switching Atom Transfer Radical Self-Condensing Vinyl Copolymerization in One-Pot

A typical polymerization, through temperature control, is described. St, VBC, EBiB, Bpy, and T (e.g., St/VBC/EBiB/Bpy = 160/80/5/2; $[St]_0 = 3.5$ M) were added to a Schlenk flask. Procedures similar to those described above were performed, except that the starting temperature was fixed at

70 °C. After performing the reaction for a desired period of time, the reaction mixture was transferred to a thermostatted oil bath at 110 °C. The polymerization was stopped by placing the flask in an ice bath and exposing the contents to air. The resulting mixture was diluted with THF and precipitated into cold MeOH; the precipitate was collected and dried under vacuum ($M_n = 2100$; $D = 1.39$; conversion = 42.5%; yield = 31%).

A typical polymerization, through solvent polarity control, is also described. Procedures similar to those described above were performed, except that DMF (*N,N*-dimethylformamide) was used as an internal standard. After performing the reaction for a desired period of time at 70 °C, degassed A was charged into the reaction mixture rapidly. After an additional few hours, the polymerization was stopped by placing the flask in an ice bath and exposing the contents to air. The resulting mixture was diluted with THF and precipitated into cold MeOH; the precipitate was collected and dried under vacuum ($M_n = 2200$; $D = 1.42$; conversion = 47.6%; yield = 31%). The fraction of branching (FB), from NMR spectroscopic analysis, and the branching index (BI), from GPC-RI and GPC-LS measurements, were estimated using Equations (1) [19] and (2) [61], respectively:

$$FB = \frac{\text{Number of branched unit}}{\text{Number of branched unit} + \text{Number of terminal unit}} \quad (1)$$

$$BI = M_{n,\text{GPC-RI}}/M_{n,\text{GPC-LS}} \text{ (for linear polymer: BI = 1.0; for branched polymers: BI < 1.0)} \quad (2)$$

2.7. Synthesis of Hyperbranched Core Star Polymers through ATRP

A resulting hyperbranched P(St-*co*-VBC) macroinitiator (named herein as hbPSt MI) was subjected to chain extension through ATRP using St or *t*BA. For example, St/hbPSt/CuCl/CuCl₂/PMDETA reagents were reacted in a ratio of 200:1:0.9:0.1:1 in A ($M_{n,\text{hbPSt}} = 1700$; $D = 1.31$; $[\text{St}]_0 = 4.3 \text{ M}$). St, PMDETA, hbPSt, and A were added to a Schlenk flask. The mixture was deoxygenated through three freeze-pump-thaw cycles and then the flask was backfilled with N₂. CuCl and CuCl₂ were added to the frozen solution. The flask was sealed, evacuated, and deoxygenated through two additional freeze-pump-thaw cycles. An initial sample was removed via syringe and then the flask was immersed in an oil bath preheated at 100 °C to begin the polymerization. Aliquots were withdrawn at intervals during the polymerization procedure for monitoring of the conversion through GC using A as an internal standard. The polymerization was stopped by placing the flask in an ice bath and exposing the contents to air. The resulting mixture was diluted with THF and passed through a neutral aluminum oxide column to remove the copper catalyst. With sampling, the initiation efficiency was estimated by $M_{n,\text{th}}/M_{n,\text{GPC}}$. The mixture was precipitated in MeOH, filtered, and dried under vacuum ($M_n = 25,000$; $D = 1.77$; conversion = 55.5%; yield = 40%).

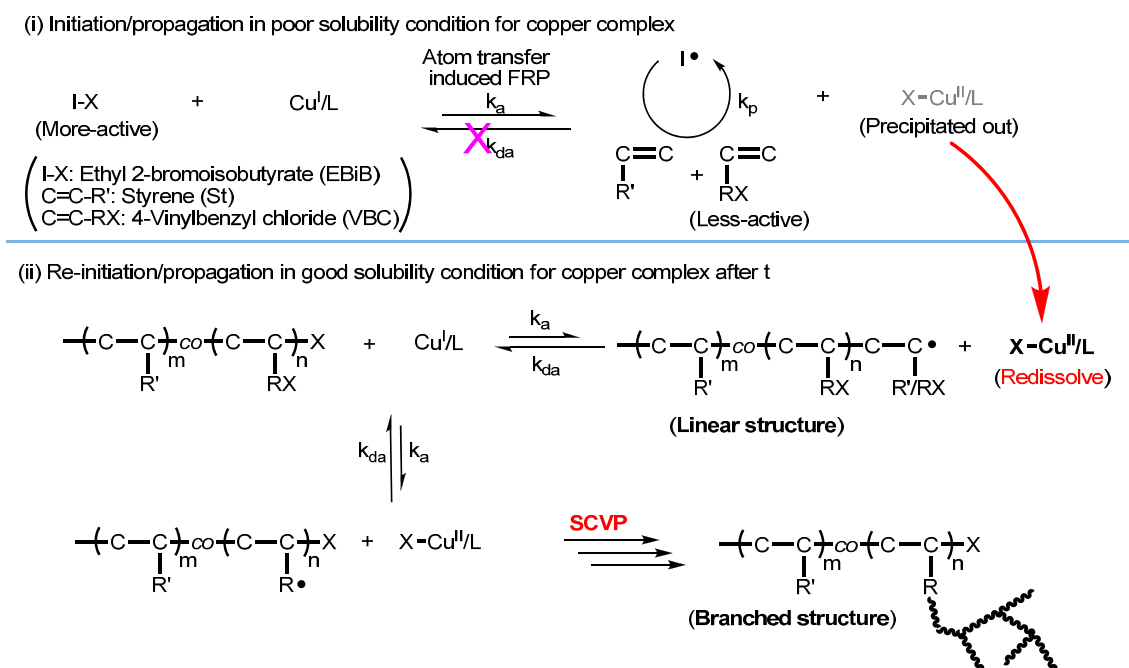
2.8. Hydrolysis

NaOH (equal to polymer weight) in THF/MeOH (2:1, *v/v*) was added to a solution of the polymer dissolved in a 10-fold weight of dioxane. The mixture was heated under reflux for approximately 4 h. The polymer was precipitated into Et₂O, dried under vacuum, and characterized using ¹H NMR and FT-IR spectroscopy (yield = 86%).

3. Results and Discussion

Scheme 3 displays our proposed mechanism for two-step, one-pot switching of the polymer topology from linear to branched via tuning of the solubility of the copper complex. At the beginning of this process, we mixed a more-active initiator (EBiB), Cu(I)/L, a monomer (St), and an inimer (VBC). Condition under which the copper complex retained poor solubility were employed to perform irreversible initiation of the atom transfer radical reaction from EBiB; the initiating site of the VBC monomer or P(St-co-VBC) copolymer could not be activated efficiently as a result of precipitation of the deactivators. This atom transfer reaction induced a conventional free radical polymerization process (named herein as AT-FRP) and resulted in a linear structure. During the AT-FRP procedure, the reaction medium contained mainly the propagating linear polymer with a pendent initiating site (*i.e.*, benzyl chloride), poorly dispersed Cu(II)/L deactivator, and the rest of the monomers and inimers. In the second step, the conditions were changed to increase the solubility of the deactivator (*i.e.*, increasing the temperature or the solvent polarity). The propagating chains and re-dissolved deactivators guided the recovery of the balance between activation and deactivation. Namely, the linear polymer with a pendent initiating site, Cu(I)/Cu(II) species, the monomer, and the inimer could undergo a typical SCVP procedure, resulting in a branched polymer.

Scheme 3. Control over polymer topology through one-pot AT-SCVP with catalyst phase transfer.



To examine this proposed concept, we selected a poorly soluble and less-effective copper complex. We first examined the solubilities of CuBr/Bpy and CuBr₂/Bpy in toluene (T) and anisole (A), prior to performing the catalyst-phase-switchable AT-SCVP. We performed the solubility tests using the (co)solvents at a thermostatted temperature. As displayed in Figure 1a, the solubilities of CuBr/Bpy in T were approximately an order of magnitude lower than those of CuBr/Bpy in A at the various temperatures. Compared to the case in T alone, the solubility of CuBr/Bpy in the cosolvent [*i.e.*, T/A, 1:1 (v/v)] was approximately five times greater at 50 or 70 °C. CuBr₂/Bpy (Figure 1b) exhibited very

limited solubilities in T, even at 110 °C (*ca.* 40 ppm). The solubilities of CuBr₂/Bpy in the higher-polarity solvent (A) were over an order of magnitude greater than those in T. The solubility of CuBr₂/Bpy in the cosolvent also increased by over five times at 50 or 70 °C. These results indicated that both the temperature and the solvent polarity could tune the solubility of these copper complexes, with increased solvent polarity providing significant improvements. Table 1 summarizes the results.

Figure 1. Solubility tests of (a) CuBr/Bpy and (b) CuBr₂/Bpy catalysts at various temperatures and solvent polarities.

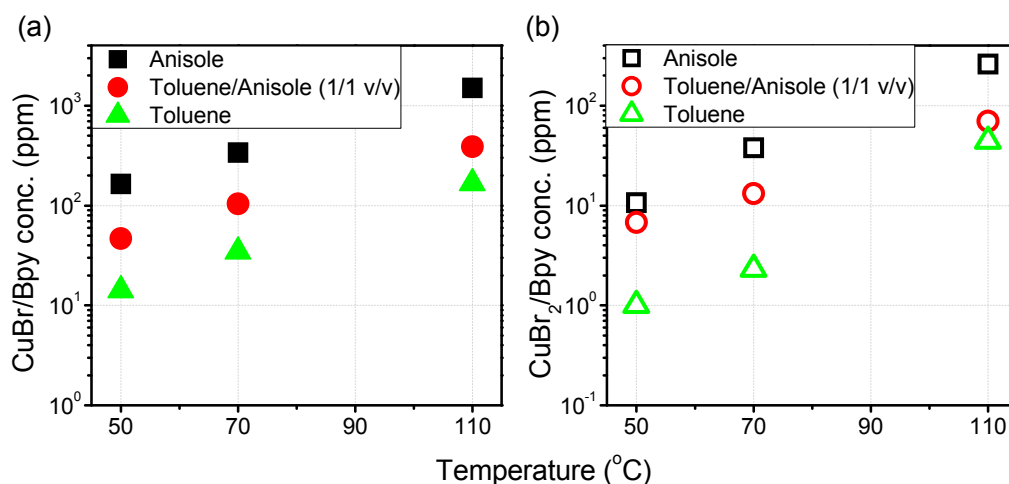


Table 1. Solubilities of CuBr/Bpy (a) and CuBr₂/Bpy (b) (units: ppm).

Temp. (°C)	Solvents		
	T	T/A (1:1, v/v)	A
50	(a) 14.2	(a) 46.7	(a) 165.1
	(b) 1.0	(b) 6.8	(b) 10.7
70	(a) 34.7	(a) 103.8	(a) 340.2
	(b) 2.3	(b) 13.2	(b) 37.9
110	(a) 168	(a) 388.5	(a) 1500
	(b) 44	(b) 70.2	(b) 260.6

Molar ratio of copper to ligand is 1:2; Mixtures were stirred for about an hour to reach equilibrium concentrations.

The radicals generated through C–X bond homolysis of the alkyl halides (RX) activated by Cu(I)/L species were trapped irreversibly by the stable nitroxide radical to yield the corresponding alkoxyamines (*i.e.*, R_y-TEMPO in Scheme S1). This method has been used frequently to measure the activation rate constants (k_{act}) during ATRP [62]. Previous studies have indicated that TEMPO functions only as a radical trap; the measured rate constants were nonrelated to the concentration of excess TEMPO. To further understand the related activation rate constants (k_{act}), we examined the effect of a high molar ratio difference between the initiators EBiB and BzCl (herein, EBiB/BzCl = 1:16), which have similar initiating moieties to the reagents in Scheme 3. We employed systematic model conditions for the trapping reactions of the atom transfer radical with TEMPO (AT-TEMPO). We monitored (GC) the reactions by following the consumptions of the initiators. Figure 2 displays the kinetic results obtained using various temperatures (50, 70, and 110 °C) and solvents [T (hollow symbols in Figure 2a–c) and A (solid symbols in Figure 2d–f)]. By fitting plots of $\ln[1 - (C_0/I_0) \times X] - \ln(1 - X)$

with respect to time (t), we could obtain the activation rate constants of each mixing system (*i.e.*, k_{EBiB} and k_{BzCl}). We performed the kinetic experiments under pseudo-first-order conditions, using a large excess of the alkyl halide and nitroxide. In all cases, the activation rate constants of EBiB were higher than those of BzCl. The ratios of the activation rate constants (*i.e.*, $k_{\text{EBiB}}/k_{\text{BzCl}}$) were approximately greater than 35, implying significant differences in reactivity for the copper complex with the two initiators. Notably, activation rate constants in Figure 2a,d even reached a difference of about an order of magnitude. These results indicate that the reaction temperature and solvent polarity retained their significant influence over the reactivity even at such a high difference in molar ratio of the tertiary bromoester and benzyl chloride co-initiator system. According to the related reactivity and activation rate constants, the radicals could be generated initially from the EBiB initiator with consumption of the Cu(I)/L complex under conditions of a lower temperature and a less polar solvent. Table 2 summarizes the results of the model reactions.

Figure 2. Model reactions of atom transfer radical with TEMPO (AT-TEMPO) with EBiB and BzCl mixed initiators (EBiB/BzCl/CuBr/Bpy/TEMPO = 5/80/1/2/10, [EBiB]₀ = 0.25 M; C₀: initial activator concentration (conc.); I₀: initial initiator conc.; (a–c): reactions in T and (d–f): reactions in A.

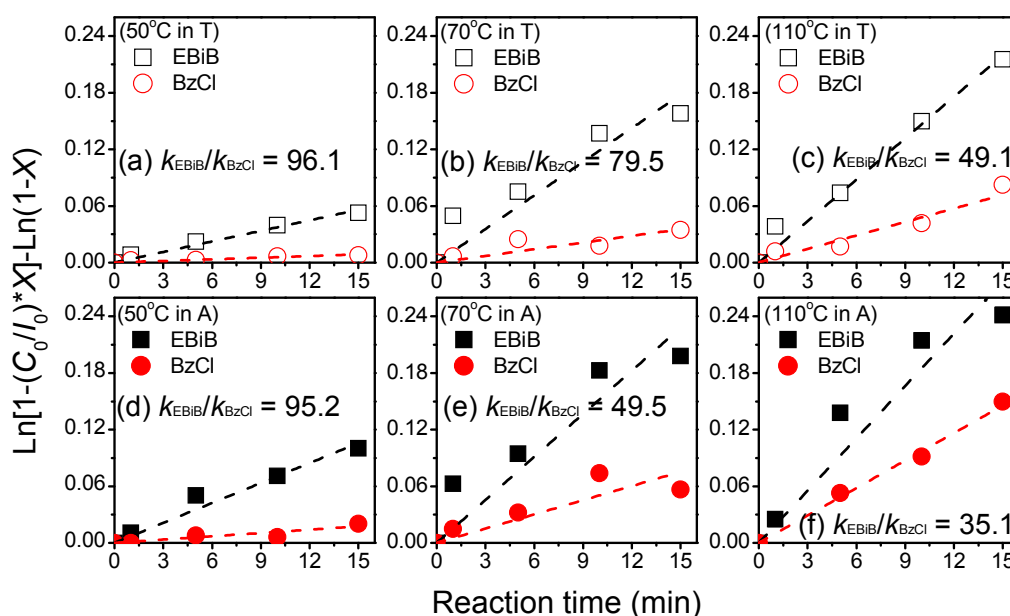


Table 2. Activation rate constants (k_{act}) for EBiB (k_{EBiB}) and BzCl (k_{BzCl}) mixed systems under various conditions.

k_{act} ($\text{M}^{-1} \cdot \text{min}^{-1}$)	50 °C		70 °C		110 °C	
	T	A	T	A	T	A
EBiB	1.44×10^{-2}	2.87×10^{-2}	4.77×10^{-2}	6.20×10^{-2}	5.89×10^{-2}	8.07×10^{-2}
BzCl	1.50×10^{-4}	3.00×10^{-4}	6.00×10^{-4}	1.25×10^{-3}	1.20×10^{-3}	2.44×10^{-3}
$k_{\text{EBiB}}/k_{\text{BzCl}}$	96.1	95.2	79.5	49.5	49.1	35.1

Next, we examined AT-SCVP in a single solvent. Figure 3 displays the results of our investigations of the AT-SCVP of St and VBC in T and A at various temperatures (50, 70, and 110 °C).

When considering the same solvent (Figure 3a,b for T; Figure 3c,d for A), VBC underwent both faster polymerization and higher conversion than did St at each temperature, consistent with that the reactivity of VBC being slightly higher than that of St ($r_{VBC}/r_{St} \approx 2.0$) [63,64]. When considering the same monomer (Figure 3a,c for St; Figure 3b,d for VBC), the polymerizations in A were faster and occurred with higher conversions at the various temperatures than did those in T, due to the higher-polarity solvent accelerating the reaction rate. Comparison of the reactions performed at 70 °C (Figure 3b,d) revealed that polymerization in A (opened asterisk) occurred with a significant improvement in conversion relative to that in T (closed asterisk), presumably as a result of consumption of both the vinyl and benzyl chloride moieties on the VBC iminer. These findings suggest that the AT-SCVP proceeded in A at 70 °C.

Figure 3. AT-SCVP kinetic plots of comonomers (St, VBC) in a single solvent (a,b) T and (c,d) A at various temperatures (50, 70, and 110 °C).

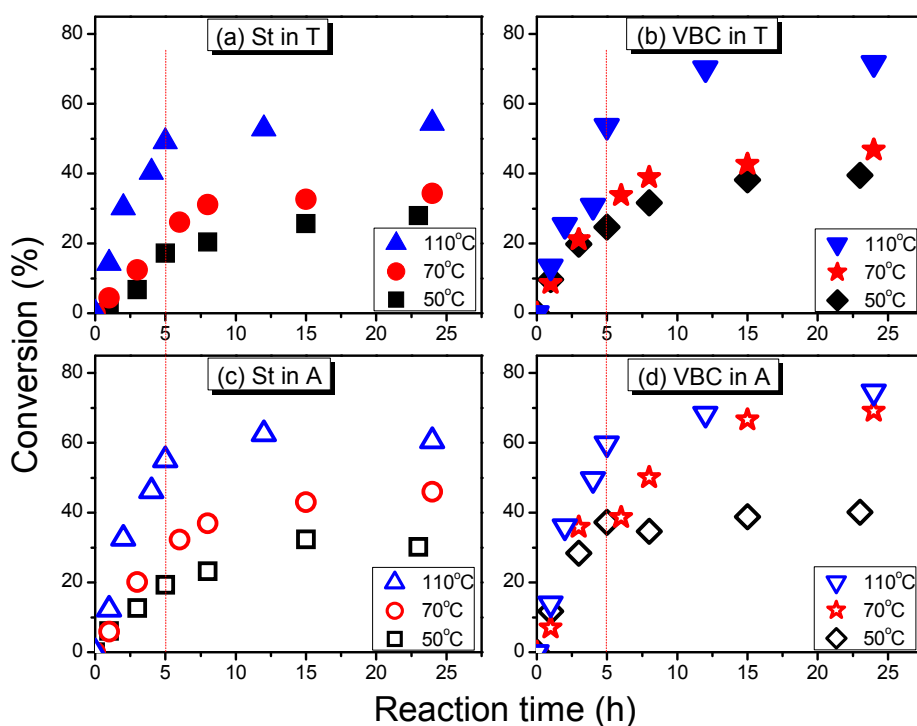


Figure 4 displays the ^1H NMR spectra of the products of SCVP performed in T and A at 50, 70, and 110 °C. The peak near 4.5 ppm represents both the un-reacted and chain-ending benzyl chloride moieties (*i.e.*, linear and terminal units), while that near 2.8 ppm represents the reacted ones (*i.e.*, branched units). In the case of the poor solvent for Cu (II)/Bpy (Figure 4a), we obtained a polymer with un-reacted and terminal benzyl chloride moieties, but nearly no branched points, at low temperature. This result indicates that P(St-*co*-VBC) with a predominantly linear structure formed through AT-FRP. In the good solvent for Cu (II)/Bpy (Figure 4b), a typical SCVP process occurred readily; we observed signals for linear, terminal, and branched units, indicating a branched polymer structure. Figure S1 presents ^1H NMR spectra of linear PVBC and hyperbranched PVBC polymers. The broad signals of the protons of the aromatic rings (7.4–6.4 ppm) and benzyl chloride moieties (*ca.* 4.5 ppm) provided additional evidence for the non-linear structure, suggesting a complicated mixture of different chemical environments for the benzyl chloride moieties. These results are

consistent with the trends in Figure 3 and illustrated that control over different polymer topologies can be achieved merely by tuning the catalyst solubility through changes in temperature or solvent polarity. Thus, we further examined the switching from AT-FRP to SCVP in a one-pot procedure.

Figure 4. ^1H NMR (600 MHz, CDCl_3) spectra of the polymerization products formed in a single solvent at various temperatures ($\text{St/VBC/EBiB/CuBr/Bpy} = 160/80/5/1/2$; $[\text{St}]_0 = 3.5 \text{ M}$). (a) In T (less-polar solvent); (b) In A (higher-polar solvent).

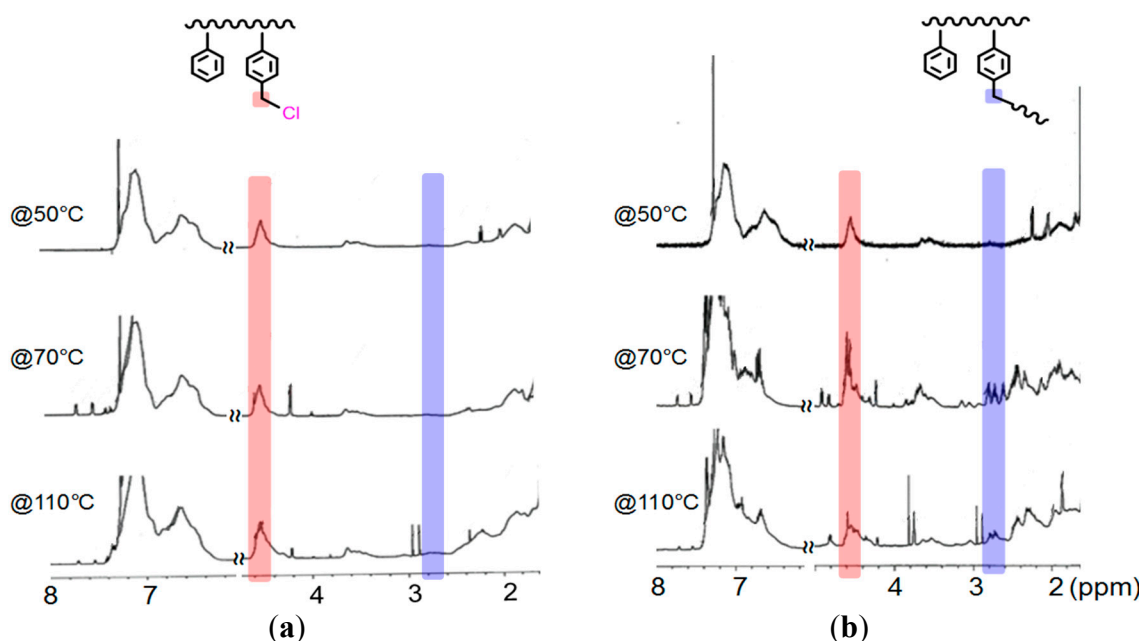


Figure 5 displays the kinetic plot for the manipulation of the polymer topology through an increase in temperature. The consumptions of St and VBC were determined through GC analysis. After reacting for 5 h in T at 70 °C, the mixture was heated to 110 °C rapidly and then heated at that temperature for another 19 h. Figure 5a reveals ramped increases in the conversions of St and VBC upon increasing the temperature, reaching approximately 18% and 36%, respectively. Figure 5b reveals the progress in the molecular evolutions and broad molecular weight distributions ($D = 1.43\text{--}1.65$) for samples (1)–(3) in Figure 5a. Figure S2 displays the results of two one-pot reactions in which manipulations of polymer the topology were performed through increases in temperature. Figure S2a (from 70 °C/1 h to 110 °C/+23 h) reveals that the conversions of St and VBC reached approximately 40% and 66% after the additional reaction time. In contrast, Figure S2b (from 70 °C/24 h to 110 °C/+24 h) reveals almost unchanged conversions of St (*ca.* 30%) and VBC (*ca.* 55%). These results indicate that a suitable temperature and period of time are required to maintain the presence of propagating radicals in the reaction medium to allow the catalyst phase transfer AT-SCVP procedure to occur. We used ^1H NMR spectroscopy to analyze the microstructures of the resulting branched polymers in Figures 5 and S2. Figure 6A–C reveals that the catalyst-phase-transfer AT-SCVP procedures can be distinguished. According to the signals of linear ($A_{4.5}$), terminal ($A_{4.4}$), and branched units ($A_{2.8}$), we estimated the FB through Equation (1) and the BI through Equation (2). We found that the FBs and BIs followed the same order: $6C > 6B > 6A$. A higher FB resulted from greater consumption of the VBC inimer. The trends are consistent with the GC results in Figures 5 and S2. Table S1 summarizes the results of our BI analyses.

Figure 5. (a) Kinetic plot of conversion vs. time and (b) gel permeation chromatography (GPC) traces (eluent: THF) of one-pot reaction performed at various temperatures (St/VBC/EBiB/CuBr/Bpy = 160/80/5/1/2; [St]₀ = 3.5 M).

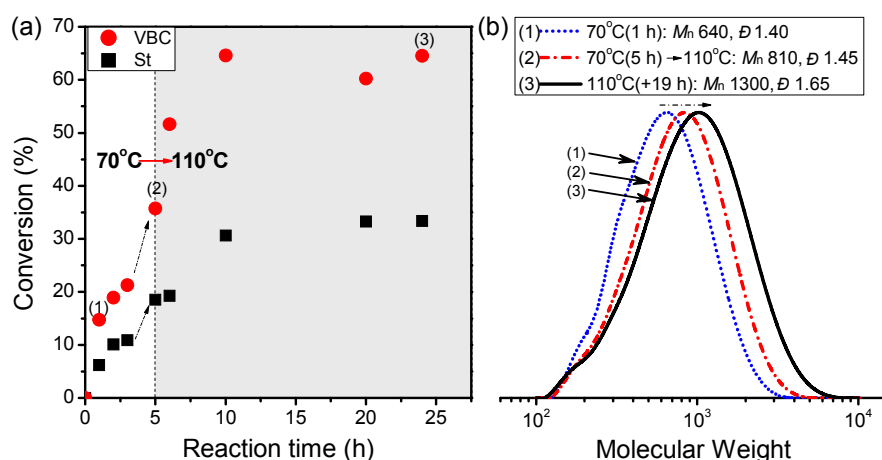


Figure 6. ¹H NMR spectra (600 MHz, CDCl₃) of branched polymers obtained at various reaction temperatures in one-pot (St/VBC/EBiB/CuBr/Bpy = 160/80/5/1/2; [St]₀ = 3.5 M).

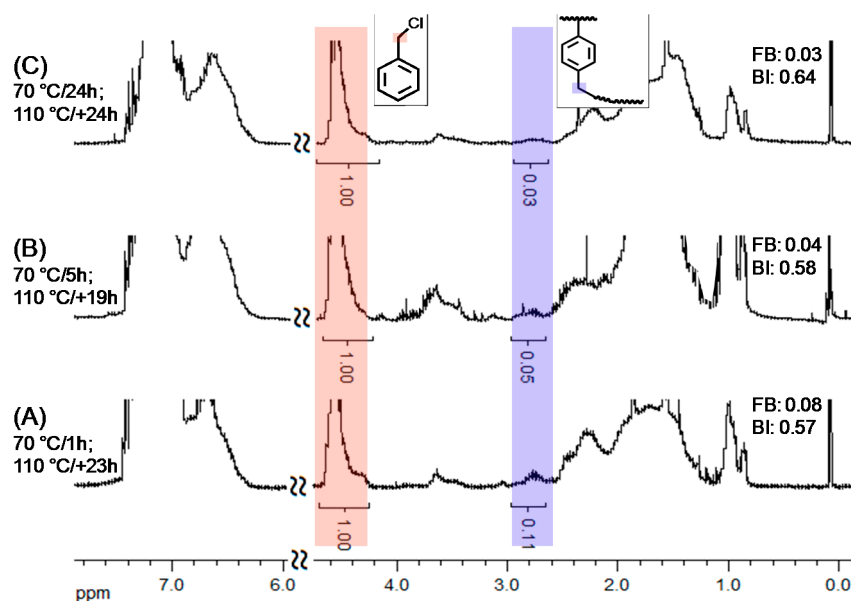


Figure 7 presents the kinetic plot for the manipulations of the polymer topology as a result of increasing the solvent polarity. Again, we monitored the consumptions of St and VBC through GC analysis. After a 5-h reaction in T at 70 °C, we added an equal volume of A and continued the reaction for another 19 h. Figure 7a reveals ramped increases in the conversions of St and VBC upon increasing the solvent polarity, to approximately 35% and 66%, respectively. Figure 7b displays the progress in the molecular evolution and broad molecular weight distributions (\bar{D} = 1.43–1.60) of samples (1)–(3) in Figure 7a. Figure S3 displays the conversions in two sets of one-pot reactions for the manipulation of the polymer topology. Figure S3a (from T/1 h to 50T50A/+23 h) reveals conversions of St and VBC of approximately 43% and 66%, respectively, after the additional reaction time; in contrast, Figure S3b (from T/24 h to 50T50A/+24 h) reveals almost no changes in the conversions of St (*ca.* 35%) and VBC (*ca.* 62%). These results also suggest that the first stage of the reaction should proceed for a

suitable period of time such that propagating radicals remain in the reaction medium to perform the catalyst phase transfer AT-SCVP procedure through the polarity change. We used ^1H NMR spectroscopy to analyze the microstructures of the resulting branched polymers in Figures 8 and S3. As revealed in Figure 8A–C, the FBs and BIs followed the order $8\text{C} > 8\text{B} > 8\text{A}$, the same as that in the case of varying the temperature; nevertheless, here we obtained a higher FBs.

Figure 7. (a) Kinetic plot of conversion vs. time and (b) GPC traces (eluent: THF) of an one-pot reaction after increasing the solvent polarity (St/VBC/EBiB/CuBr/Bpy = 160/80/5/1/2; $[\text{St}]_0 = 3.5 \text{ M}$).

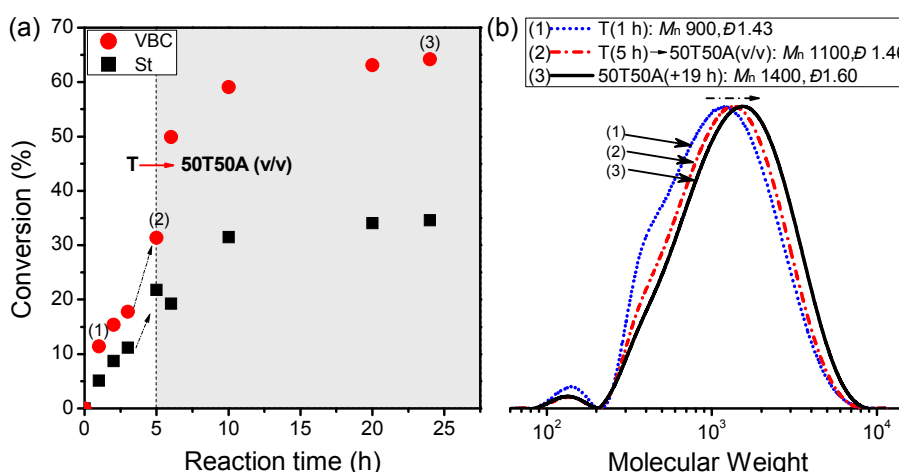
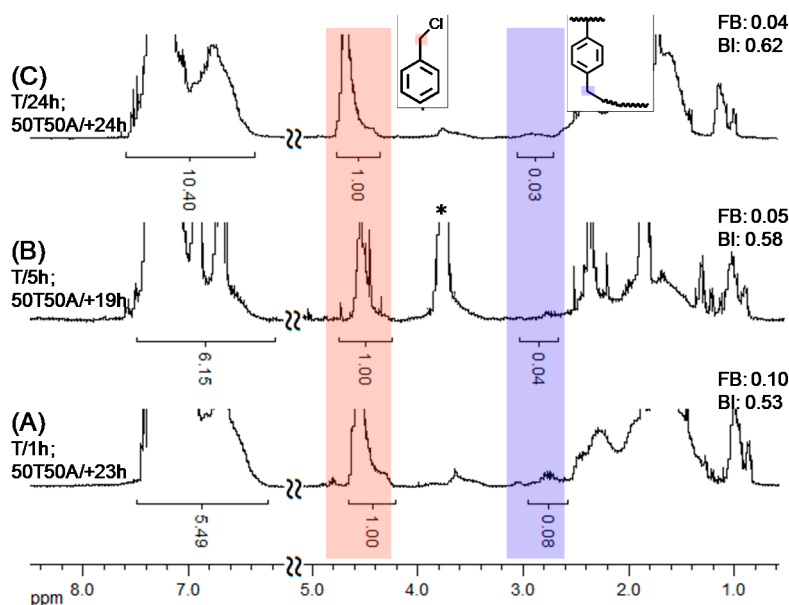


Figure 8. ^1H NMR spectra (600 MHz, CDCl_3) of branched polymers via tuning solvent polarity (St/VBC/EBiB/CuBr/Bpy = 160/80/5/1/2, $[\text{St}]_0 = 3.5 \text{ M}$; *: solvent peak).



Concerning the composition of the branched polymer, herein we classify poly(St-*co*-VBC) as an analogue of the hyperbranched polystyrene macroinitiator (hbPSt MI) ended with initiating sites. Thus, we employed the resulting hbPSt MI ($M_n = 1700$; $\bar{D} = 1.31$) to synthesize hyperbranched core star polymers through typical chain extension procedures using ATRP. Figure 9a displays a pseudo-first-order kinetic plot for the chain extension of hbPSt MI using St in A at 100 °C (St/hbPSt/CuCl/CuCl₂/PMDETA =

200/1/0.9/0.1/1; $[St]_0 = 4.3$ M). The apparent rate constant had a moderate value ($k_{app} = 1.17 \times 10^{-5} \text{ s}^{-1}$). In Figure 9b, we observe an evolution of the molecular weight (MW) in the GPC traces during chain extension. However, the initiation efficiency was 0.71 based on the molecular weight at 20 h. The GPC traces reveal tailing toward low-MW presumably because of the occurrence of side reactions (e.g., radical termination or Mayo thermal reaction) that result in losing the integrity of the chain end. The products with low-MW were readily removed through further precipitation in MeOH/H₂O. Using the approach, we obtained an hbPSt-g-PSt hyperbranched core star polymer ($M_n = 25,000$; $\mathcal{D} = 1.77$).

We also examined chain extension of hbPSt MI using *t*BA. Again, we observed a pseudo-first-order kinetic plot (Figure 10a) for the chain extension of hbPSt MI with *t*BA in A at 100 °C (*t*BA/hbPSt/CuCl/CuCl₂/PMDETA = 200/1/1/0.1/1.1; $[tBA]_0 = 3.5$ M). Relative to the chain extension with St, the apparent rate constant in the case had increased by over an order of magnitude ($k_{app} = 1.42 \times 10^{-4} \text{ s}^{-1}$), with a gradual evolution of the MW in the GPC traces (Figure 10b). The initiation efficiency was 0.98 based on the molecular weight at 7 h. These results illustrate our ability to perform a controlled/living polymerization to form an hbPSt-g-*Pt*BA hyperbranched core star polymer (M_n : 27,000; \mathcal{D} : 1.98).

Figure 9. (a) Kinetic plot of $\text{Ln}(M_0/M)$ vs. time for the chain extension of hbPSt MI with St in A at 100 °C and (b) GPC traces (eluent: THF; St/hbPSt/CuCl/CuCl₂/PMDETA = 200/1/0.9/0.1/1; $[St]_0 = 4.3$ M).

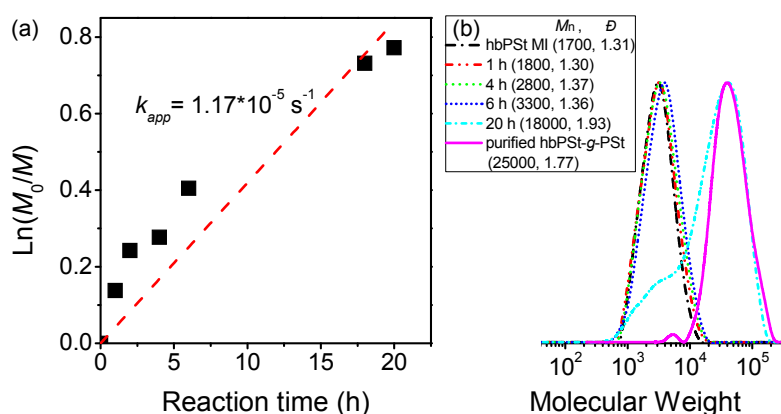
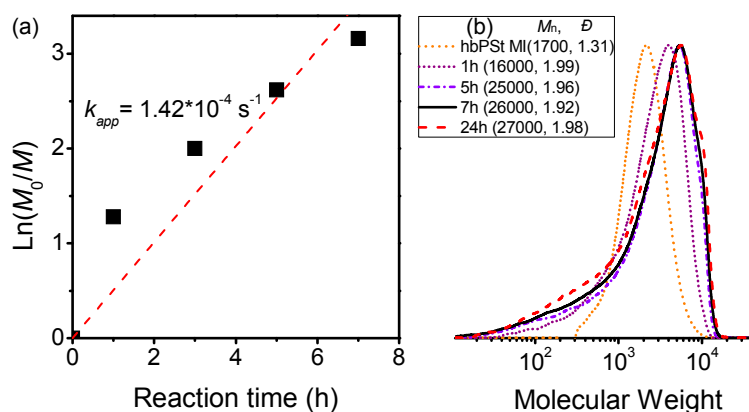
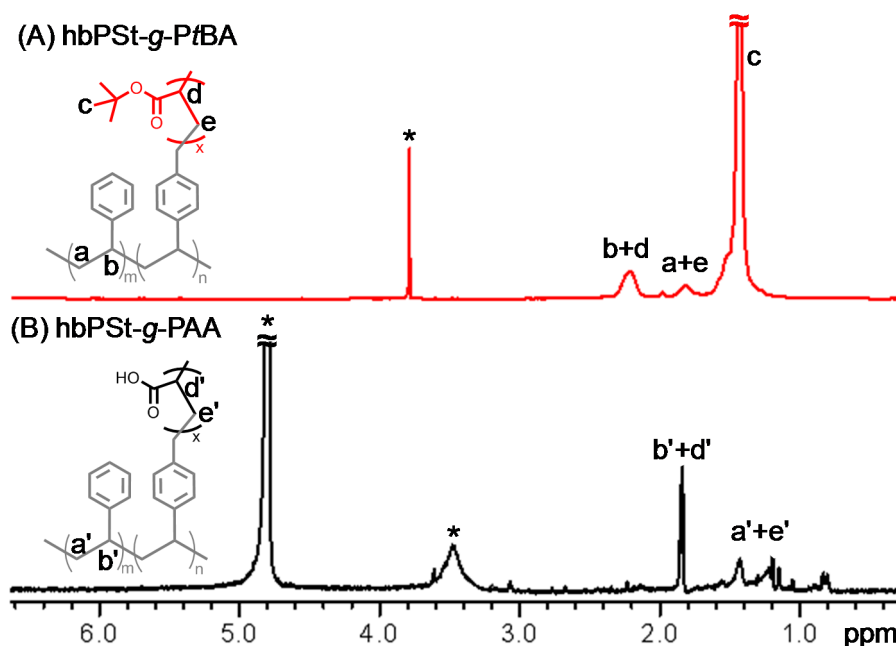


Figure 10. (a) Kinetic plot of $\text{Ln}(M_0/M)$ vs. time for the chain extension of hbPSt MI with *t*BA in A at 100 °C and (b) GPC traces (eluent: THF; *t*BA/hbPSt/CuCl/CuCl₂/PMDETA = 200/1/1/0.1/1.1; $[tBA]_0 = 3.5$ M).



We performed the hydrolysis of hbPSt-*g*-PtBA under basic conditions to obtain an hbPSt-*g*-PAA amphiphilic star polymer, transforming the outer segment from hydrophobic to hydrophilic (Scheme S2). Figure 11 presents the ^1H NMR spectra of the hbPSt-*g*-PtBA (in CDCl_3) and the hbPSt-*g*-PAA (in D_2O). Most significantly, we observe the disappearance of the signal for the *tert*-butyl groups (*i.e.*, peak c). FT-IR spectra revealed (Figure S4) that the signals for the ester linkage (*ca.* 1725 cm^{-1}) and ether linkage (*ca.* 1250 cm^{-1}) had vanished, with the appearance of a broad signal (*ca.* 3380 cm^{-1}) for carboxylic acid moieties. Together, these spectra confirmed the hydrolysis of hbPSt-*g*-PtBA to form hbPSt-*g*-PAA. The hydrolyzed star polymer hbPSt-*g*-PAA, with hydrophobic inner and hydrophilic outer regions, readily dissolved in MeOH with high transparency. Thus, performing polymerizations at a suitable concentration can provide amphiphilic star polymers, with nanoscale dimensions, that can be dispersed well in highly polar solvents—an attractive property for the applications of such polymers as nanocarriers and nanoreactors and for drug delivery. Hence, our facile catalyst-phase-switching mechanism, from AT-FRP to AT-SCVP, in one-pot can be performed successfully to obtain branched polymer topologies. Indeed, we have demonstrated the synthesis of hyperbranched core star polymers, as well as the ability to transform the chemical structure of the outer compartment.

Figure 11. ^1H NMR (600 MHz) spectra of (A) hbPSt-*g*-PtBA in CDCl_3 and (B) hbPSt-*g*-PAA in D_2O (*, solvent peaks).



4. Conclusions

We have developed an active-site-transfer methodology, using St/VBC/EBiB/CuBr/Bpy, to proceed from AT-FRP to AT-SCVP through manipulation of catalyst phase switching in one-pot under simple conditions. After examining the solubilities of CuBr/Bpy and CuBr_2/Bpy in T, A, and their mixtures, we found that both the temperature and solvent polarity could significantly affect the solubility of these copper complexes. From the kinetic results of model reactions of AT-TEMPO with a 16-fold content of BzCl relative to EBiB, we found that the ratios of activation rate constant (*i.e.*, $k_{\text{EBiB}}/k_{\text{BzCl}}$) were approximately greater than 35 times, implying that radicals could be generated initially from the

EBiB initiator while consuming the Cu(I)/L complex. By performing AT-SCVPs in a single solvent, we could control the polymer topologies. The kinetic trends were consistent with structural analyses performed using ^1H NMR spectroscopy. Accordingly, we developed two different strategies to control the polymer topology in one-pot. In both strategies—varying the temperature and varying the solvent polarity—we observed similar trends for the branching results, with the latter providing higher efficacy for tuning the polymer topology. To render additional functionality to the peripheral segments, we performed chain extensions of hbPSt MI with St and *t*BA, resulting in hyperbranched core star polymers of high-MW (*i.e.*, hbPSt-*g*-PSt and hbPSt-*g*-P*t*BA). The hydrophobic P*t*BA segments of the hbPSt-*g*-P*t*BA could be hydrolyzed further to form hydrophilic PAA segments. This simple one-pot strategy should be relevant to the production of hyperbranched polymers with applications as nanocarriers and nanoreactors and for drug delivery. Investigations of the phase behavior of the amphiphilic hyperbranched core star polymers in various solutions are currently underway.

Supplementary Materials

Supplementary materials can be accessed at: <http://www.mdpi.com/2073-4360/6/10/2552/s1>.

Acknowledgments

Chih-Feng Huang thanks the Ministry of Science and Technology (NSC101-2218-E-005-002) and National Chung Hsing University for financial support. We also thank Kuo-Yu Chen for the help with the AA analysis.

Author Contributions

Chih-Feng Huang and Zong-Cheng Chen conceived and designed the experiments; Zong-Cheng Chen and Chia-Ling Chiu performed the experiments; Chih-Feng Huang and Zong-Cheng Chen analyzed the data; Chih-Feng Huang wrote the paper.

Conflicts of Interest

The authors declare no conflict of interest.

References

1. Flory, P.J. Molecular size distribution in three dimensional polymers. VI. Branched polymers containing A–R–B_{F-1} type units. *J. Am. Chem. Soc.* **1952**, *74*, 2718–2723.
2. Flory, P.J. *Principles of Polymer Chemistry*; Cornell University Press: Ithaca, NY, USA, 1953.
3. Newkome, G.R.; Yao, Z.Q.; Baker, G.R.; Gupta, V.K. Micelles. Part 1. Cascade molecules: A new approach to micelles. A [27]-arborol. *J. Org. Chem.* **1985**, *50*, 2003–2004.
4. Tomalia, D.A.; Baker, H.; Dewald, J.; Hall, M.; Kallos, G.; Martin, S.; Roeck, J.; Ryder, J.; Smith, P. A new class of polymers starburst-dendritic macromolecules. *Polym. J.* **1985**, *17*, 117–132.
5. Hawker, C.J.; Frechet, J.M.J. A new convergent approach to monodisperse dendritic macromolecules. *J. Chem. Soc. Chem. Commun.* **1990**, doi:10.1039/C39900001010.

6. Hawker, C.J.; Frechet, J.M.J. Preparation of polymers with controlled molecular architecture—A new convergent approach to dendritic macromolecules. *J. Am. Chem. Soc.* **1990**, *112*, 7638–7647.
7. Miller, T.M.; Neenan, T.X. Convergent synthesis of monodisperse dendrimers based upon 1,3,5-trisubstituted benzenes. *Chem. Mater.* **1990**, *2*, 346–349.
8. Kim, Y.H.; Webster, O.W. Water-soluble hyperbranched polyphenylene—A unimolecular micelle. *J. Am. Chem. Soc.* **1990**, *112*, 4592–4593.
9. Kim, Y.H.; Webster, O.W. Hyperbranched polyphenylenes. *Macromolecules* **1992**, *25*, 5561–5572.
10. Hawker, C.J.; Lee, R.; Frechet, J.M.J. One-step synthesis of hyperbranched dendritic polyesters. *J. Am. Chem. Soc.* **1991**, *113*, 4583–4588.
11. Malmstrom, E.; Johansson, M.; Hult, A. Hyperbranched aliphatic polyesters. *Macromolecules* **1995**, *28*, 1698–1703.
12. Turner, S.R.; Voit, B.I.; Mourey, T.H. All-aromatic hyperbranched polyesters with phenol and acetate end-groups synthesis and characterization. *Macromolecules* **1993**, *26*, 4617–4623.
13. Sunder, A.; Mulhaupt, R.; Haag, R.; Frey, H. Hyperbranched polyether polyols: A modular approach to complex polymer architectures. *Adv. Mater.* **2000**, *12*, 235–236.
14. Uhrich, K.E.; Hawker, C.J.; Frechet, J.M.J.; Turner, S.R. One-pot synthesis of hyperbranched polyethers. *Macromolecules* **1992**, *25*, 4583–4587.
15. Mathias, L.J.; Carothers, T.W. Hyperbranched poly(siloxysilanes). *J. Am. Chem. Soc.* **1991**, *113*, 4043–4044.
16. Jikei, M.; Chon, S.H.; Kakimoto, M.; Kawauchi, S.; Imase, T.; Watanebe, J. Synthesis of hyperbranched aromatic polyamide from aromatic diamines and trimesic acid. *Macromolecules* **1999**, *32*, 2061–2064.
17. Kim, Y.H. Lyotropic liquid-crystalline hyperbranched aromatic polyamides. *J. Am. Chem. Soc.* **1992**, *114*, 4947–4948.
18. Scholl, M.; Kadlecova, Z.; Klok, H.A. Dendritic and hyperbranched polyamides. *Prog. Polym. Sci.* **2009**, *34*, 24–61.
19. Voit, B.I.; Lederer, A. Hyperbranched and highly branched polymer architectures-synthetic strategies and major characterization aspects. *Chem. Rev.* **2009**, *109*, 5924–5973.
20. Ohta, Y.; Fujii, S.; Yokoyama, A.; Furuyama, T.; Uchiyama, M.; Yokozawa, T. Synthesis of well-defined hyperbranched polyamides by condensation polymerization of AB₂ monomer through changed substituent effects. *Angew. Chem. Int. Ed.* **2009**, *48*, 5942–5945.
21. Ohta, Y.; Kamijyo, Y.; Fujii, S.; Yokoyama, A.; Yokozawa, T. Synthesis and properties of a variety of well-defined hyperbranched *N*-alkyl and *N*-H polyamides by chain-growth condensation polymerization of AB₂ monomers. *Macromolecules* **2011**, *44*, 5112–5122.
22. Ohta, Y.; Kamijyo, Y.; Yokoyama, A.; Yokozawa, T. Synthesis of well-defined, water-soluble hyperbranched polyamides by chain-growth condensation polymerization of AB₂ monomer. *Polymers* **2012**, *4*, 1170–1182.
23. Frechet, J.M.J.; Henmi, M.; Gitsov, I.; Aoshima, S.; Leduc, M.R.; Grubbs, R.B. Self-condensing vinyl polymerization—An approach to dendritic materials. *Science* **1995**, *269*, 1080–1083.
24. Hirao, A.; Hayashi, M. Synthesis of well-defined functionalized polystyrenes with a definite number of chloromethylphenyl groups at chain ends or in chains by means of anionic living polymerization in conjunction with functional group transformation. *Macromolecules* **1999**, *32*, 6450–6460.

25. Hirao, A.; Hayashi, M.; Loykulnant, S.; Sugiyama, K. Precise syntheses of chain-multi-functionalized polymers, star-branched polymers, star-linear block polymers, densely branched polymers, and dendritic branched polymers based on iterative approach using functionalized 1,1-diphenylethylene derivatives. *Prog. Polym. Sci.* **2005**, *30*, 111–182.
26. Hawker, C.J.; Frechet, J.M.J.; Grubbs, R.B.; Dao, J. Preparation of hyperbranched and star polymers by a living, self-condensing free-radical polymerization. *J. Am. Chem. Soc.* **1995**, *117*, 10763–10764.
27. Hawker, C.J.; Bosman, A.W.; Harth, E. New polymer synthesis by nitroxide mediated living radical polymerizations. *Chem. Rev.* **2001**, *101*, 3661–3688.
28. Gaynor, S.G.; Edelman, S.; Matyjaszewski, K. Synthesis of branched and hyperbranched polystyrenes. *Macromolecules* **1996**, *29*, 1079–1081.
29. Matyjaszewski, K.; Gaynor, S.G.; Kulfan, A.; Podwika, M. Preparation of hyperbranched polyacrylates by atom transfer radical polymerization. 1. Acrylic AB* monomers in “living” radical polymerizations. *Macromolecules* **1997**, *30*, 5192–5194.
30. Kamigaito, M.; Ando, T.; Sawamoto, M. Metal-catalyzed living radical polymerization. *Chem. Rev.* **2001**, *101*, 3689–3745.
31. Matyjaszewski, K.; Xia, J.H. Atom transfer radical polymerization. *Chem. Rev.* **2001**, *101*, 2921–2990.
32. Simon, P.F.W.; Radke, W.; Muller, A.H.E. Hyperbranched methacrylates by self-condensing group transfer polymerization. *Macromol. Rapid Commun.* **1997**, *18*, 865–873.
33. Simon, P.F.W.; Muller, A.H.E. Synthesis of hyperbranched and highly branched methacrylates by self-condensing group transfer copolymerization. *Macromolecules* **2001**, *34*, 6206–6213.
34. Ishizu, K.; Mori, A. Synthesis of hyperbranched polymers by self-addition free radical vinyl polymerization of photo functional styrene. *Macromol. Rapid Commun.* **2000**, *21*, 665–668.
35. Ishizu, K.; Ohta, Y.; Kawauchi, S. Kinetics of hyperbranched polystyrenes by free radical polymerization of photofunctional inimer. *Macromolecules* **2002**, *35*, 3781–3784.
36. Gorodetskaya, I.A.; Choi, T.L.; Grubbs, R.H. Hyperbranched macromolecules via olefin metathesis. *J. Am. Chem. Soc.* **2007**, *129*, 12672–12673.
37. Kubisa, P. Hyperbranched polyethers by ring-opening polymerization: Contribution of activated monomer mechanism. *J. Polym. Sci. A Polym. Chem.* **2003**, *41*, 457–468.
38. Matyjaszewski, K.; Gaynor, S.G. Preparation of hyperbranched polyacrylates by atom transfer radical polymerization. 3. Effect of reaction conditions on the self-condensing vinyl polymerization of 2-((2-bromopropionyl)oxy)ethyl acrylate. *Macromolecules* **1997**, *30*, 7042–7049.
39. Carter, S.; Rimmer, S.; Sturdy, A.; Webb, M. Highly branched stimuli responsive poly (*N*-isopropyl acrylamide)-*co*-(1,2-propandiol-3-methacrylate)s with protein binding functionality. *Macromol. Biosci.* **2005**, *5*, 373–378.
40. Ishizu, K.; Shibuya, T.; Mori, A. Synthesis and characterization of hyperbranched poly(ethyl methacrylate) by quasi-living radical polymerization of photofunctional inimer. *Polym. Int.* **2002**, *51*, 424–428.
41. Wieland, P.C.; Nuyken, O.; Schmidt, M.; Fischer, K. Amphiphilic graft copolymers and hyperbranched polymers based on (3-vinylphenyl)azomethylmalonodinitrile. *Macromol. Rapid Commun.* **2001**, *22*, 1255–1260.

42. Knauss, D.M.; Al-Muallem, H.A.; Huang, T.Z.; Wu, D.T. Polystyrene with dendritic branching by convergent living anionic polymerization. *Macromolecules* **2000**, *33*, 3557–3568.
43. O'Brien, N.; McKee, A.; Sherrington, D.C.; Slark, A.T.; Titterton, A. Facile, versatile and cost effective route to branched vinyl polymers. *Polymer* **2000**, *41*, 6027–6031.
44. Liu, B.L.; Kazlauciusas, A.; Guthrie, J.T.; Perrier, S. One-pot hyperbranched polymer synthesis mediated by reversible addition fragmentation chain transfer (RAFT) polymerization. *Macromolecules* **2005**, *38*, 2131–2136.
45. Baskaran, D. Hyperbranched polymers from divinylbenzene and 1,3-diisopropenylbenzene through anionic self-condensing vinyl polymerization. *Polymer* **2003**, *44*, 2213–2220.
46. Gong, F.H.; Tang, H.L.; Liu, C.L.; Jiang, B.B.; Ren, Q.; Yang, Y. Preparation of hyperbranched polymers through ATRP of *in situ* formed AB* monomer. *J. Appl. Polym. Sci.* **2006**, *101*, 850–856.
47. Bannister, I.; Billingham, N.C.; Armes, S.P.; Rannard, S.P.; Findlay, P. Development of branching in living radical copolymerization of vinyl and divinyl monomers. *Macromolecules* **2006**, *39*, 7483–7492.
48. Wang, W.; Zheng, Y.; Roberts, E.; Duxbury, C.J.; Ding, L.; Irvine, D.J.; Howdle, S.M. Controlling chain growth: A new strategy to hyperbranched materials. *Macromolecules* **2007**, *40*, 7184–7194.
49. Zhang, K.; Wang, J.; Subramanian, R.; Ye, Z.; Lu, H.; Yu, Q. Chain walking ethylene copolymerization with an ATRP inimer for one-pot synthesis of hyperbranched polyethylenes tethered with ATRP initiating sites. *Macromol. Rapid Commun.* **2007**, *28*, 2185–2191.
50. Guan, Z.B.; Cotts, P.M.; McCord, E.F.; McLain, S.J. Chain walking: A new strategy to control polymer topology. *Science* **1999**, *283*, 2059–2062.
51. Johnson, L.K.; Killian, C.M.; Brookhart, M. New Pd(II)-based and Ni(II)-based catalysts for polymerization of ethylene and alpha-olefins. *J. Am. Chem. Soc.* **1995**, *117*, 6414–6415.
52. Segawa, Y.; Higashihara, T.; Ueda, M. Hyperbranched polymers with controlled degree of branching from 0 to 100%. *J. Am. Chem. Soc.* **2010**, *132*, 11000–11001.
53. Dong, B.T.; Dong, Y.Q.; Du, F.S.; Li, Z.C. Controlling polymer topology by atom transfer radical self-condensing vinyl polymerization of *p*-(2-bromoisobutylmethyl) styrene. *Macromolecules* **2010**, *43*, 8790–8798.
54. Hong, C.Y.; You, Y.Z.; Wu, D.C.; Liu, Y.; Pan, C.Y. Thermal control over the topology of cleavable polymers: From linear to hyperbranched structures. *J. Am. Chem. Soc.* **2007**, *129*, 5354–5355.
55. Kamigaito, M.; Nakashima, J.; Satoh, K.; Sawamoto, M. Controlled cationic polymerization of *p*-(chloromethyl)styrene: BF₃-catalyzed selective activation of a C–O terminal from alcohol. *Macromolecules* **2003**, *36*, 3540–3544.
56. Faucher, S.; Okrutny, P.; Zhu, S. Catalyst solubility and experimental determination of equilibrium constants for heterogeneous atom transfer radical polymerization. *Ind. Eng. Chem. Res.* **2007**, *46*, 2726–2734.
57. Matyjaszewski, K.; Patten, T.E.; Xia, J.H. Controlled/“living” radical polymerization. Kinetics of the homogeneous atom transfer radical polymerization of styrene. *J. Am. Chem. Soc.* **1997**, *119*, 674–680.

58. Healy, P.C.; Pakawatchai, C.; White, A.H. Lewis-base adducts of Group 1B metal(I) compounds. Part 18. Stereo-chemistries and structures of the 1:1 neutral complexes of $\text{Cu}^{\text{I}}\text{X}$ with 1,10-phenanthroline ($X = \text{I}$) or 2,9-dimethyl-1,10-phenanthroline ($X = \text{I}, \text{Br}, \text{or Cl}$). *J. Chem. Soc. Dalton Trans.* **1985**, *12*, 2531–2539.
59. Nanda, A.K.; Matyjaszewski, K. Effect of [Bpy]/[Cu (I)] ratio, solvent, counterion, and alkyl bromides on the activation rate constants in atom transfer radical polymerization. *Macromolecules* **2003**, *36*, 599–604.
60. Kickelbick, G.; Reinohl, U.; Ertel, T.S.; Weber, A.; Bertagnolli, H.; Matyjaszewski, K. Extended X-ray absorption fine structure analysis of the bipyridine copper complexes in atom transfer radical polymerization. *Inorg. Chem.* **2001**, *40*, 6–8.
61. Bektas, S.; Ciftci, M.; Yagci, Y. Hyperbranched polymers by visible light induced self-condensing vinyl polymerization and their modifications. *Macromolecules* **2013**, *46*, 6751–6757.
62. Goto, A.; Fukuda, T. Determination of the activation rate constants of alkyl halide initiators for atom transfer radical polymerization. *Macromol. Rapid Commun.* **1999**, *20*, 633–636.
63. Negree, M.; Bartholin, M.; Guyot, A. Autocrosslinked isoporous polystyrene resins. *Angew. Macromol. Chem.* **1979**, *80*, 19–30.
64. Greenley, R.Z. *Free Radical Copolymerization Reactivity Ratios*, *Polymer Handbook*, 4th ed.; John Wiley & Sons, Inc.: Danvers, MA, USA, 1999; pp. II/181–II/326.

© 2014 by the authors; licensee MDPI, Basel, Switzerland. This article is an open access article distributed under the terms and conditions of the Creative Commons Attribution license (<http://creativecommons.org/licenses/by/4.0/>).