

# Supplementary Information

## <sup>1</sup>H NMR Data of the Polymers Synthesized

### PMestOx

<sup>1</sup>H NMR (CDCl<sub>3</sub>, 300 MHz): δ 3.64 (br, COOCH<sub>3</sub>, 297 H), 3.46 (br, NCH<sub>2</sub>CH<sub>2</sub>N, 396 H), 3.14 (br, CH<sub>2</sub>NCH<sub>2</sub> piperidine, 4 H), 2.96 (s, NCH<sub>3</sub>, 3 H), 2.63 (br, COCH<sub>2</sub>CH<sub>2</sub>CO, 396 H), 1.78 (s, CH<sub>2</sub>CH<sub>2</sub>CH<sub>2</sub> piperidine, 6 H)

### PC3MestOx

<sup>1</sup>H NMR (CDCl<sub>3</sub>, 300 MHz): δ 3.64 (br, COOCH<sub>3</sub>, 267 H), 3.46 (br, NCH<sub>2</sub>CH<sub>2</sub>N, 356 H), 3.14 (br, CH<sub>2</sub>NCH<sub>2</sub> piperidine, 4 H), 2.96 (s, NCH<sub>3</sub>, 3 H), 2.63 (br, COCH<sub>2</sub>CH<sub>2</sub>CH<sub>2</sub>CO, 356 H), 1.90 (br, COCH<sub>2</sub>CH<sub>2</sub>CH<sub>2</sub>CO, 178 H), 1.78 (s, CH<sub>2</sub>CH<sub>2</sub>CH<sub>2</sub> piperidine, 6 H)

### PnPropOx

<sup>1</sup>H NMR (CDCl<sub>3</sub>, 300 MHz): δ 3.46 (br, NCH<sub>2</sub>CH<sub>2</sub>N, 380 H), 3.14 (b, CH<sub>2</sub>NCH<sub>2</sub> piperidine, 4 H), 2.96 (s, NCH<sub>3</sub>, 3 H), 2.27 (b, COCH<sub>2</sub>, 190 H), 1.78 (s, CH<sub>2</sub>CH<sub>2</sub>CH<sub>2</sub> piperidine, 6 H), 1.63 (b, COCH<sub>2</sub>CH<sub>2</sub>, 190 H), 0.95 (br, CH<sub>2</sub>CH<sub>3</sub>, 285 H)

### P(EtOx-MestOx, 90:10)

<sup>1</sup>H NMR (CDCl<sub>3</sub>, 300 MHz): δ 3.64 (br, COOCH<sub>3</sub>, 24 H), 3.46 (br, NCH<sub>2</sub>CH<sub>2</sub>N, 380 H), 3.14 (b, CH<sub>2</sub>NCH<sub>2</sub> piperidine, 4 H), 2.96 (s, NCH<sub>3</sub>, 3 H), 2.63 (b, COCH<sub>2</sub>CH<sub>2</sub>CO, 32 H), 2.27 (b, COCH<sub>2</sub>, 174 H), 1.78 (s, CH<sub>2</sub>CH<sub>2</sub>CH<sub>2</sub> piperidine, 6 H), 1.12 (br, CH<sub>2</sub>CH<sub>3</sub>, 261 H)

### P(EtOx-MestOx, 80:20)

<sup>1</sup>H NMR (CDCl<sub>3</sub>, 300 MHz): δ 3.64 (br, COOCH<sub>3</sub>, 57 H), 3.46 (br, NCH<sub>2</sub>CH<sub>2</sub>N, 388 H), 3.14 (b, CH<sub>2</sub>NCH<sub>2</sub> piperidine, 4 H), 2.96 (s, NCH<sub>3</sub>, 3 H), 2.63 (b, COCH<sub>2</sub>CH<sub>2</sub>CO, 76 H), 2.27 (b, COCH<sub>2</sub>, 156 H), 1.78 (s, CH<sub>2</sub>CH<sub>2</sub>CH<sub>2</sub> piperidine, 6 H), 1.12 (br, CH<sub>2</sub>CH<sub>3</sub>, 234 H)

### P(EtOx-MestOx, 70:30)

<sup>1</sup>H NMR (CDCl<sub>3</sub>, 300 MHz): δ 3.64 (br, COOCH<sub>3</sub>, 87 H), 3.46 (br, NCH<sub>2</sub>CH<sub>2</sub>N, 388 H), 3.14 (b, CH<sub>2</sub>NCH<sub>2</sub> piperidine, 4 H), 2.96 (s, NCH<sub>3</sub>, 3 H), 2.63 (b, COCH<sub>2</sub>CH<sub>2</sub>CO, 116 H), 2.27 (b, COCH<sub>2</sub>, 136 H), 1.78 (s, CH<sub>2</sub>CH<sub>2</sub>CH<sub>2</sub> piperidine, 6 H), 1.12 (br, CH<sub>2</sub>CH<sub>3</sub>, 204 H)

### P(EtOx-MestOx, 50:50)

<sup>1</sup>H NMR (CDCl<sub>3</sub>, 300 MHz): δ 3.64 (br, COOCH<sub>3</sub>, 147 H), 3.46 (br, NCH<sub>2</sub>CH<sub>2</sub>N, 384 H), 3.14 (b, CH<sub>2</sub>NCH<sub>2</sub> piperidine, 4 H), 2.96 (s, NCH<sub>3</sub>, 3 H), 2.63 (b, COCH<sub>2</sub>CH<sub>2</sub>CO, 196 H), 2.27 (b, COCH<sub>2</sub>, 96 H), 1.78 (s, CH<sub>2</sub>CH<sub>2</sub>CH<sub>2</sub> piperidine, 6 H), 1.12 (br, CH<sub>2</sub>CH<sub>3</sub>, 144 H)

### P(EtOx-MestOx, 30:70)

<sup>1</sup>H NMR (CDCl<sub>3</sub>, 300 MHz): δ 3.64 (br, COOCH<sub>3</sub>, 207 H), 3.46 (br, NCH<sub>2</sub>CH<sub>2</sub>N, 388 H), 3.14 (b, CH<sub>2</sub>NCH<sub>2</sub> piperidine, 4 H), 2.96 (s, NCH<sub>3</sub>, 3 H), 2.63 (b, COCH<sub>2</sub>CH<sub>2</sub>CO, 276 H), 2.27 (b, COCH<sub>2</sub>, 56 H), 1.78 (s, CH<sub>2</sub>CH<sub>2</sub>CH<sub>2</sub> piperidine, 6 H), 1.12 (br, CH<sub>2</sub>CH<sub>3</sub>, 84 H)

### P(EtOx-C3MestOx, 90:10)

<sup>1</sup>H NMR (CDCl<sub>3</sub>, 300 MHz): δ 3.64 (br, COOCH<sub>3</sub>, 30 H), 3.46 (br, NCH<sub>2</sub>CH<sub>2</sub>N, 392 H), 3.14 (b, CH<sub>2</sub>NCH<sub>2</sub> piperidine, 4 H), 2.96 (s, NCH<sub>3</sub>, 3 H), 2.63 (b, COCH<sub>2</sub>CH<sub>2</sub>CH<sub>2</sub>CO, 40 H), 2.27 (b, COCH<sub>2</sub>, 174 H), 1.90 (br, COCH<sub>2</sub>CH<sub>2</sub>CH<sub>2</sub>CO, 20 H), 1.78 (s, CH<sub>2</sub>CH<sub>2</sub>CH<sub>2</sub> piperidine, 6 H), 1.12 (br, CH<sub>2</sub>CH<sub>3</sub>, 261 H)

### P(EtOx-C3MestOx, 80:20)

<sup>1</sup>H NMR (CDCl<sub>3</sub>, 300 MHz): δ 3.64 (br, COOCH<sub>3</sub>, 57 H), 3.46 (br, NCH<sub>2</sub>CH<sub>2</sub>N, 392 H), 3.14 (b, CH<sub>2</sub>NCH<sub>2</sub> piperidine, 4 H), 2.96 (s, NCH<sub>3</sub>, 3 H), 2.63 (b, COCH<sub>2</sub>CH<sub>2</sub>CH<sub>2</sub>CO, 76 H), 2.27 (b, COCH<sub>2</sub>,

158 H), 1.90 (br, COCH<sub>2</sub>CH<sub>2</sub>CH<sub>2</sub>CO, 38 H), 1.78 (s, CH<sub>2</sub>CH<sub>2</sub>CH<sub>2</sub> piperidine, 6 H), 1.12 (br, CH<sub>2</sub>CH<sub>3</sub>, 237 H)

P(EtOx-C3MestOx, 70:30)

<sup>1</sup>H NMR (CDCl<sub>3</sub>, 300 MHz): δ 3.64 (br, COOCH<sub>3</sub>, 57 H), 3.46 (br, NCH<sub>2</sub>CH<sub>2</sub>N, 388 H), 3.14 (b, CH<sub>2</sub>NCH<sub>2</sub> piperidine, 4 H), 2.96 (s, NCH<sub>3</sub>, 3 H), 2.63 (b, COCH<sub>2</sub>CH<sub>2</sub>CH<sub>2</sub>CO, 116 H), 2.27 (b, COCH<sub>2</sub>, 136 H), 1.90 (br, COCH<sub>2</sub>CH<sub>2</sub>CH<sub>2</sub>CO, 58 H), 1.78 (s, CH<sub>2</sub>CH<sub>2</sub>CH<sub>2</sub> piperidine, 6 H), 1.12 (br, CH<sub>2</sub>CH<sub>3</sub>, 204 H)

P(EtOx-C3MestOx, 50:50)

<sup>1</sup>H NMR (CDCl<sub>3</sub>, 300 MHz): δ 3.64 (br, COOCH<sub>3</sub>, 147 H), 3.46 (br, NCH<sub>2</sub>CH<sub>2</sub>N, 388 H), 3.14 (b, CH<sub>2</sub>NCH<sub>2</sub> piperidine, 4 H), 2.96 (s, NCH<sub>3</sub>, 3 H), 2.63 (b, COCH<sub>2</sub>CH<sub>2</sub>CH<sub>2</sub>CO, 196 H), 2.27 (b, COCH<sub>2</sub>, 96 H), 1.90 (br, COCH<sub>2</sub>CH<sub>2</sub>CH<sub>2</sub>CO, 98 H), 1.78 (s, CH<sub>2</sub>CH<sub>2</sub>CH<sub>2</sub> piperidine, 6 H), 1.12 (br, CH<sub>2</sub>CH<sub>3</sub>, 144 H)

P(EtOx-C3MestOx, 30:70)

<sup>1</sup>H NMR (CDCl<sub>3</sub>, 300 MHz): δ 3.64 (br, COOCH<sub>3</sub>, 204 H), 3.46 (br, NCH<sub>2</sub>CH<sub>2</sub>N, 384 H), 3.14 (b, CH<sub>2</sub>NCH<sub>2</sub> piperidine, 4 H), 2.96 (s, NCH<sub>3</sub>, 3 H), 2.63 (b, COCH<sub>2</sub>CH<sub>2</sub>CH<sub>2</sub>CO, 204 H), 2.27 (b, COCH<sub>2</sub>, 56 H), 1.90 (br, COCH<sub>2</sub>CH<sub>2</sub>CH<sub>2</sub>CO, 136 H), 1.78 (s, CH<sub>2</sub>CH<sub>2</sub>CH<sub>2</sub> piperidine, 6 H), 1.12 (br, CH<sub>2</sub>CH<sub>3</sub>, 84 H)

P(nPropOx-MestOx, 90:10)

<sup>1</sup>H NMR (CDCl<sub>3</sub>, 300 MHz): δ 3.64 (br, COOCH<sub>3</sub>, 30 H), 3.46 (br, NCH<sub>2</sub>CH<sub>2</sub>N, 376 H), 3.14 (b, CH<sub>2</sub>NCH<sub>2</sub> piperidine, 4 H), 2.96 (s, NCH<sub>3</sub>, 3 H), 2.63 (b, COCH<sub>2</sub>CH<sub>2</sub>CO, 40 H), 2.27 (b, COCH<sub>2</sub>, 168 H), 1.78 (s, CH<sub>2</sub>CH<sub>2</sub>CH<sub>2</sub> piperidine, 6 H), 1.63 (b, COCH<sub>2</sub>CH<sub>2</sub>, 168 H), 0.95 (br, CH<sub>2</sub>CH<sub>3</sub>, 252 H)

P(nPropOx-MestOx, 80:20)

<sup>1</sup>H NMR (CDCl<sub>3</sub>, 300 MHz): δ 3.64 (br, COOCH<sub>3</sub>, 57 H), 3.46 (br, NCH<sub>2</sub>CH<sub>2</sub>N, 396 H), 3.14 (b, CH<sub>2</sub>NCH<sub>2</sub> piperidine, 4 H), 2.96 (s, NCH<sub>3</sub>, 3 H), 2.63 (b, COCH<sub>2</sub>CH<sub>2</sub>CO, 76 H), 2.27 (b, COCH<sub>2</sub>, 160 H), 1.78 (s, CH<sub>2</sub>CH<sub>2</sub>CH<sub>2</sub> piperidine, 6 H), 1.63 (b, COCH<sub>2</sub>CH<sub>2</sub>, 160 H), 0.95 (br, CH<sub>2</sub>CH<sub>3</sub>, 240 H)

P(nPropOx-MestOx, 70:30)

<sup>1</sup>H NMR (CDCl<sub>3</sub>, 300 MHz): δ 3.64 (br, COOCH<sub>3</sub>, 87 H), 3.46 (br, NCH<sub>2</sub>CH<sub>2</sub>N, 368 H), 3.14 (b, CH<sub>2</sub>NCH<sub>2</sub> piperidine, 4 H), 2.96 (s, NCH<sub>3</sub>, 3 H), 2.63 (b, COCH<sub>2</sub>CH<sub>2</sub>CO, 116 H), 2.27 (b, COCH<sub>2</sub>, 126 H), 1.78 (s, CH<sub>2</sub>CH<sub>2</sub>CH<sub>2</sub> piperidine, 6 H), 1.63 (b, COCH<sub>2</sub>CH<sub>2</sub>, 126 H), 0.95 (br, CH<sub>2</sub>CH<sub>3</sub>, 189 H)

P(nPropOx-MestOx, 50:50)

<sup>1</sup>H NMR (CDCl<sub>3</sub>, 300 MHz): δ 3.64 (br, COOCH<sub>3</sub>, 150 H), 3.46 (br, NCH<sub>2</sub>CH<sub>2</sub>N, 380 H), 3.14 (b, CH<sub>2</sub>NCH<sub>2</sub> piperidine, 4 H), 2.96 (s, NCH<sub>3</sub>, 3 H), 2.63 (b, COCH<sub>2</sub>CH<sub>2</sub>CO, 200 H), 2.27 (b, COCH<sub>2</sub>, 90 H), 1.78 (s, CH<sub>2</sub>CH<sub>2</sub>CH<sub>2</sub> piperidine, 6 H), 1.63 (b, COCH<sub>2</sub>CH<sub>2</sub>, 90 H), 0.95 (br, CH<sub>2</sub>CH<sub>3</sub>, 135 H)

P(nPropOx-MestOx, 30:70)

<sup>1</sup>H NMR (CDCl<sub>3</sub>, 300 MHz): δ 3.64 (br, COOCH<sub>3</sub>, 231 H), 3.46 (br, NCH<sub>2</sub>CH<sub>2</sub>N, 420 H), 3.14 (b, CH<sub>2</sub>NCH<sub>2</sub> piperidine, 4 H), 2.96 (s, NCH<sub>3</sub>, 3 H), 2.63 (b, COCH<sub>2</sub>CH<sub>2</sub>CO, 308 H), 2.27 (b, COCH<sub>2</sub>, 56 H), 1.78 (s, CH<sub>2</sub>CH<sub>2</sub>CH<sub>2</sub> piperidine, 6 H), 1.63 (b, COCH<sub>2</sub>CH<sub>2</sub>, 56 H), 0.95 (br, CH<sub>2</sub>CH<sub>3</sub>, 118 H)

P(nPropOx-C3MestOx, 90:10)

<sup>1</sup>H NMR (CDCl<sub>3</sub>, 300 MHz): δ 3.64 (br, COOCH<sub>3</sub>, 30 H), 3.46 (br, NCH<sub>2</sub>CH<sub>2</sub>N, 416 H), 3.14 (b, CH<sub>2</sub>NCH<sub>2</sub> piperidine, 4 H), 2.96 (s, NCH<sub>3</sub>, 3 H), 2.63 (b, COCH<sub>2</sub>CH<sub>2</sub>CH<sub>2</sub>CO, 40 H), 2.27 (b, COCH<sub>2</sub>, 188 H), 1.90 (br, COCH<sub>2</sub>CH<sub>2</sub>CH<sub>2</sub>CO, 20 H), 1.78 (s, CH<sub>2</sub>CH<sub>2</sub>CH<sub>2</sub> piperidine, 6 H), 1.63 (b, COCH<sub>2</sub>CH<sub>2</sub>, 188 H), 0.95 (br, CH<sub>2</sub>CH<sub>3</sub>, 282 H)

P(nPropOx-C3MestOx, 80:20)

$^1\text{H}$  NMR ( $\text{CDCl}_3$ , 300 MHz):  $\delta$  3.64 (br,  $\text{COOCH}_3$ , 57 H), 3.46 (br,  $\text{NCH}_2\text{CH}_2\text{N}$ , 368 H), 3.14 (b,  $\text{CH}_2\text{NCH}_2$  piperidine, 4 H), 2.96 (s,  $\text{NCH}_3$ , 3 H), 2.63 (b,  $\text{COCH}_2\text{CH}_2\text{CH}_2\text{CO}$ , 76 H), 2.27 (b,  $\text{COCH}_2$ , 146 H), 1.90 (br,  $\text{COCH}_2\text{CH}_2\text{CH}_2\text{CO}$ , 38 H), 1.78 (s,  $\text{CH}_2\text{CH}_2\text{CH}_2$  piperidine, 6 H), 1.63 (b,  $\text{COCH}_2\text{CH}_2$ , 146 H), 0.95 (br,  $\text{CH}_2\text{CH}_3$ , 292 H)

P(nPropOx-C3MestOx, 70:30)

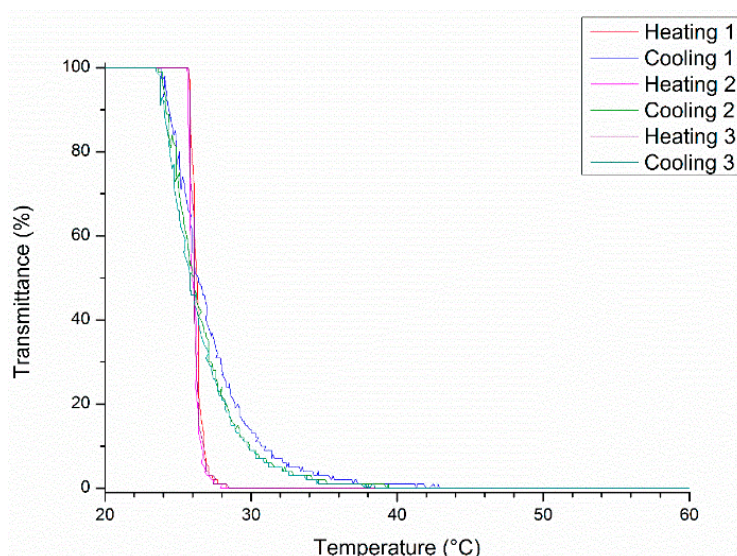
$^1\text{H}$  NMR ( $\text{CDCl}_3$ , 300 MHz):  $\delta$  3.64 (br,  $\text{COOCH}_3$ , 87 H), 3.46 (br,  $\text{NCH}_2\text{CH}_2\text{N}$ , 372 H), 3.14 (b,  $\text{CH}_2\text{NCH}_2$  piperidine, 4 H), 2.96 (s,  $\text{NCH}_3$ , 3 H), 2.63 (b,  $\text{COCH}_2\text{CH}_2\text{CH}_2\text{CO}$ , 116 H), 2.27 (b,  $\text{COCH}_2$ , 168 H), 1.90 (br,  $\text{COCH}_2\text{CH}_2\text{CH}_2\text{CO}$ , 58 H), 1.78 (s,  $\text{CH}_2\text{CH}_2\text{CH}_2$  piperidine, 6 H), 1.63 (b,  $\text{COCH}_2\text{CH}_2$ , 168 H), 0.95 (br,  $\text{CH}_2\text{CH}_3$ , 192 H)

P(nPropOx-C3MestOx, 50:50)

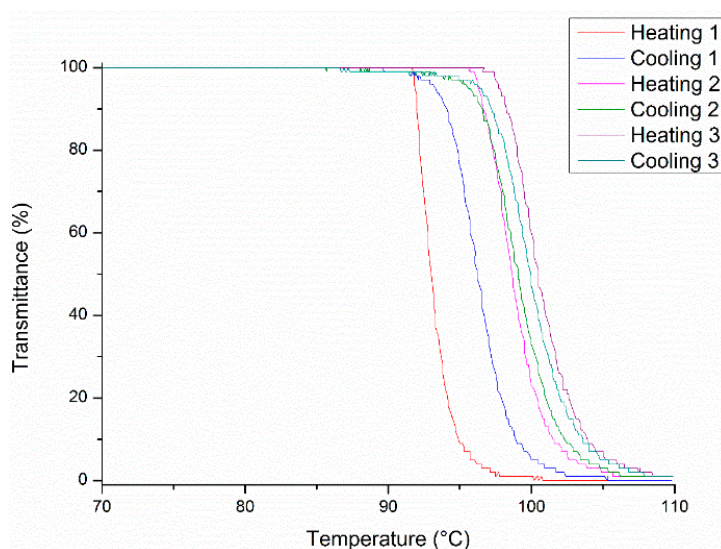
$^1\text{H}$  NMR ( $\text{CDCl}_3$ , 300 MHz):  $\delta$  3.64 (br,  $\text{COOCH}_3$ , 147 H), 3.46 (br,  $\text{NCH}_2\text{CH}_2\text{N}$ , 376 H), 3.14 (b,  $\text{CH}_2\text{NCH}_2$  piperidine, 4 H), 2.96 (s,  $\text{NCH}_3$ , 3 H), 2.63 (b,  $\text{COCH}_2\text{CH}_2\text{CH}_2\text{CO}$ , 196 H), 2.27 (b,  $\text{COCH}_2$ , 90 H), 1.90 (br,  $\text{COCH}_2\text{CH}_2\text{CH}_2\text{CO}$ , 98 H), 1.78 (s,  $\text{CH}_2\text{CH}_2\text{CH}_2$  piperidine, 6 H), 1.63 (b,  $\text{COCH}_2\text{CH}_2$ , 90 H), 0.95 (br,  $\text{CH}_2\text{CH}_3$ , 175 H)

P(nPropOx-C3MestOx, 30:70)

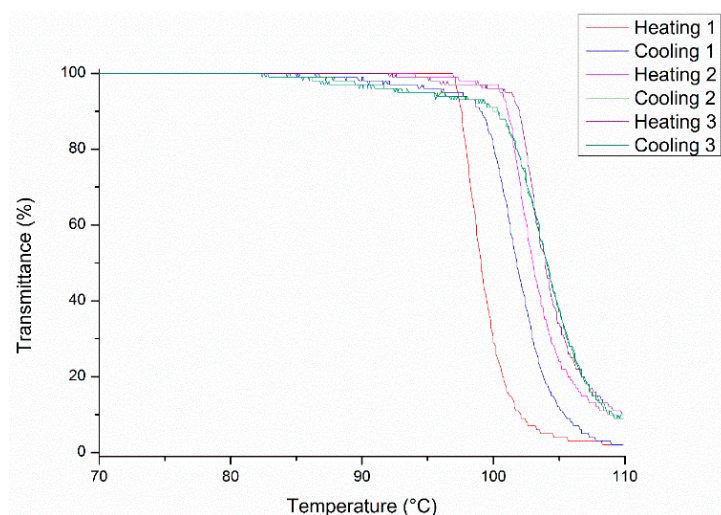
$^1\text{H}$  NMR ( $\text{CDCl}_3$ , 300 MHz):  $\delta$  3.64 (br,  $\text{COOCH}_3$ , 204 H), 3.46 (br,  $\text{NCH}_2\text{CH}_2\text{N}$ , 380 H), 3.14 (b,  $\text{CH}_2\text{NCH}_2$  piperidine, 4 H), 2.96 (s,  $\text{NCH}_3$ , 3 H), 2.63 (b,  $\text{COCH}_2\text{CH}_2\text{CH}_2\text{CO}$ , 272 H), 2.27 (b,  $\text{COCH}_2$ , 54 H), 1.90 (br,  $\text{COCH}_2\text{CH}_2\text{CH}_2\text{CO}$ , 136 H), 1.78 (s,  $\text{CH}_2\text{CH}_2\text{CH}_2$  piperidine, 6 H), 1.63 (b,  $\text{COCH}_2\text{CH}_2$ , 54 H), 0.95 (br,  $\text{CH}_2\text{CH}_3$ , 81 H)



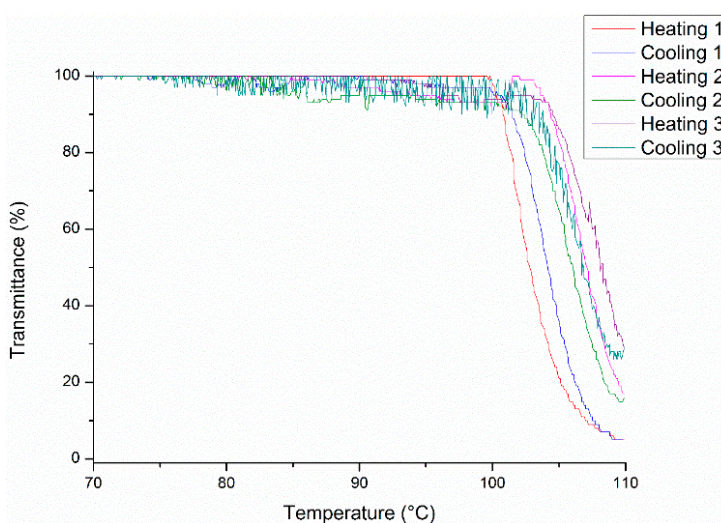
**Figure S1.** Turbidity curves during heating and cooling of P(nPropOx) aqueous solutions (5 mg/mL) with a heating/cooling rate of  $1\text{ }^\circ\text{C min}^{-1}$ .



**Figure S2.** Turbidity curves during heating and cooling of P(EtOx-MestOx, 90:10) aqueous solutions (5 mg/mL) with a heating/cooling rate of 1 °C min<sup>-1</sup>.

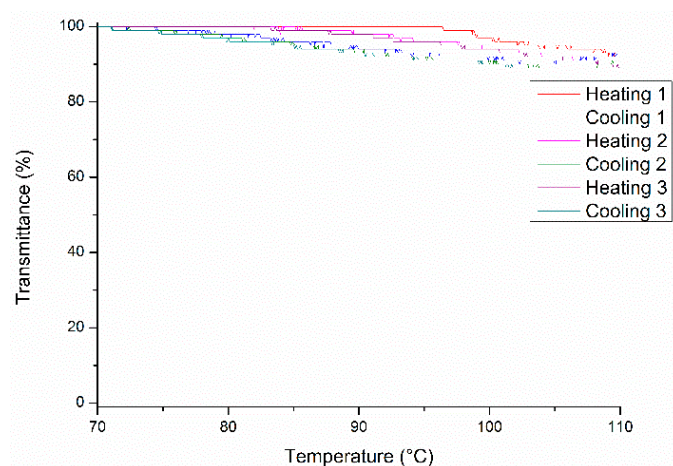


**Figure S3.** Turbidity curves during heating and cooling of P(EtOx-MestOx, 80:20) aqueous solutions (5 mg/mL) with a heating/cooling rate of 1 °C min<sup>-1</sup>.

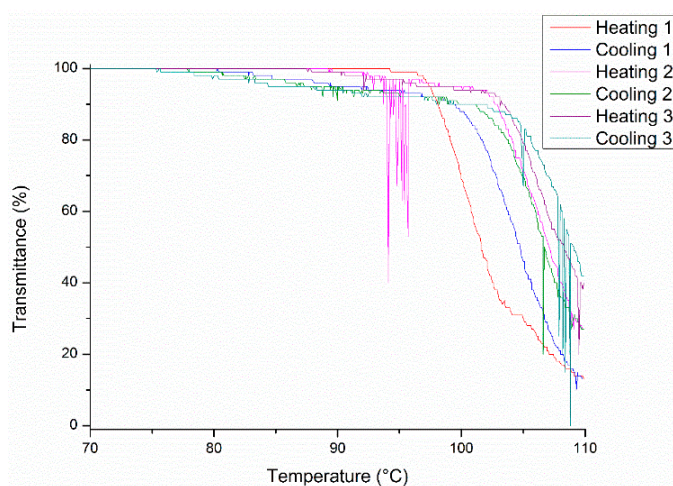


**Figure S4.** Turbidity curves during heating and cooling of P(EtOx-MestOx, 70:30) aqueous solutions (5 mg/mL) with a heating/cooling rate of 1 °C min<sup>-1</sup>.

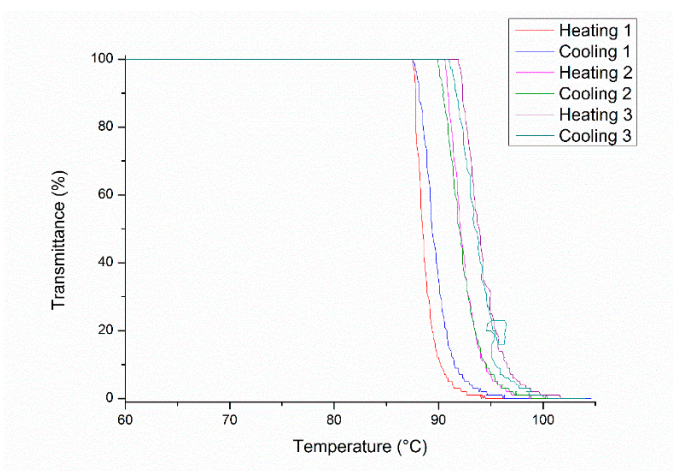




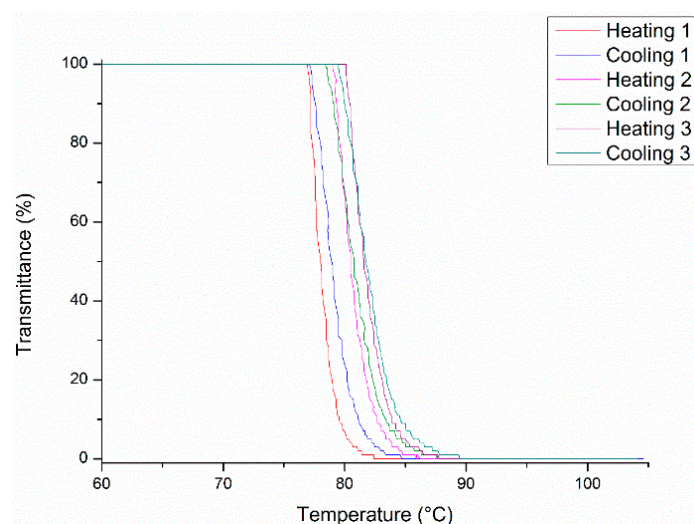
**Figure S5.** Turbidity curves during heating and cooling of P(EtOx-MestOx, 50:50) aqueous solutions (5 mg/mL) with a heating/cooling rate of 1 °C min<sup>-1</sup>.



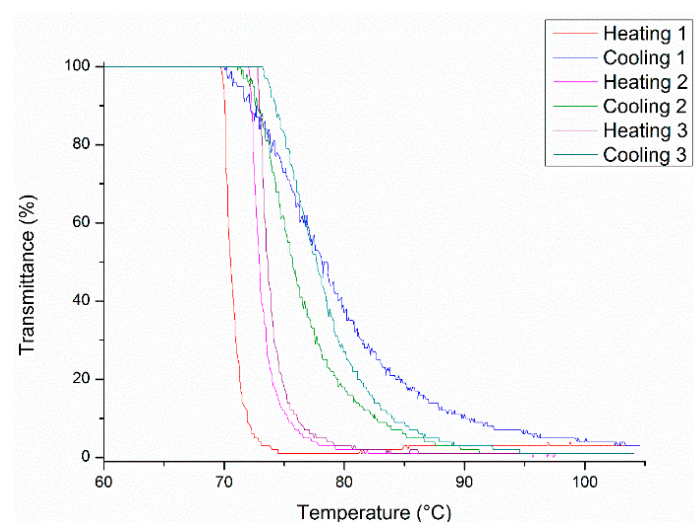
**Figure S6.** Turbidity curves during heating and cooling of P(EtOx-MestOx, 30:70) aqueous solutions (5 mg/mL) with a heating/cooling rate of 1 °C min<sup>-1</sup>.



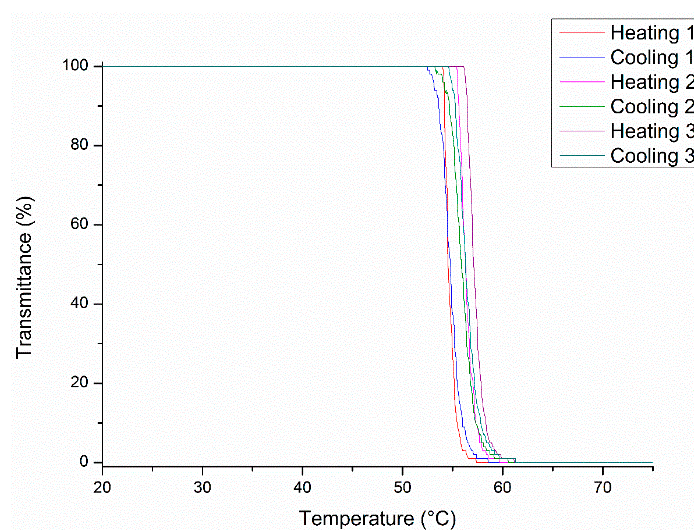
**Figure S7.** Turbidity curves during heating and cooling of P(EtOx-C3MestOx, 90:10) aqueous solutions (5 mg/mL) with a heating/cooling rate of 1 °C min<sup>-1</sup>.



**Figure S8.** Turbidity curves during heating and cooling of P(EtOx-C3MestOx, 80:20) aqueous solutions (5 mg/mL) with a heating/cooling rate of  $1\text{ }^{\circ}\text{C min}^{-1}$ .

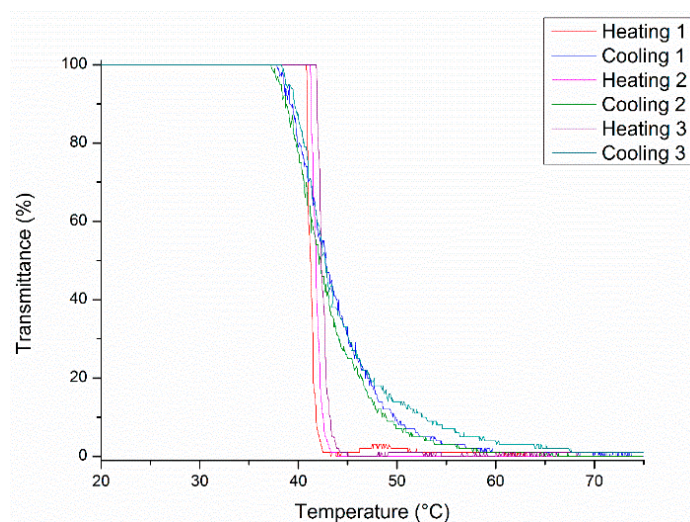


**Figure S9.** Turbidity curves during heating and cooling of P(EtOx-C3MestOx, 70:30) aqueous solutions (5 mg/mL) with a heating/cooling rate of  $1\text{ }^{\circ}\text{C min}^{-1}$ .

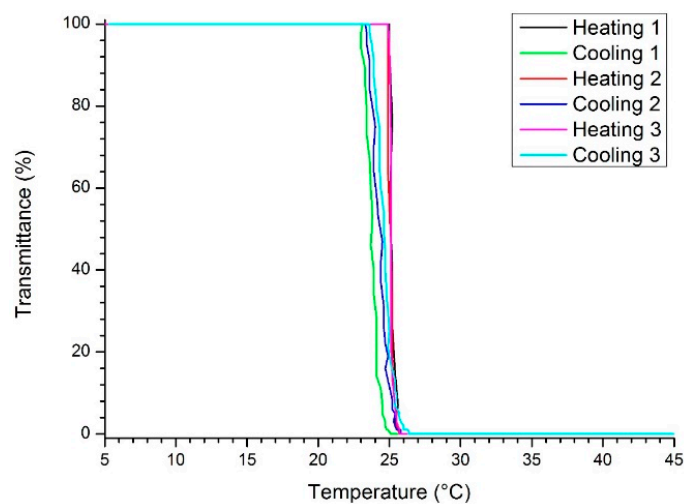


**Figure S10.** Turbidity curves during heating and cooling of P(EtOx-C3MestOx, 50:50) aqueous solutions (5 mg/mL) with a heating/cooling rate of  $1\text{ }^{\circ}\text{C min}^{-1}$ .

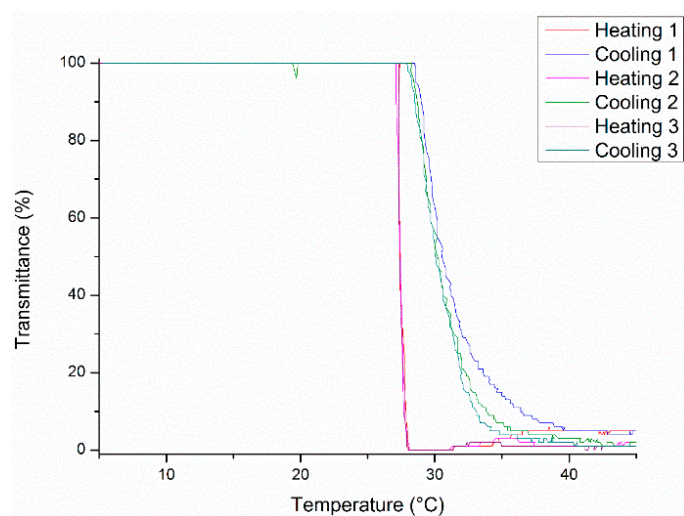




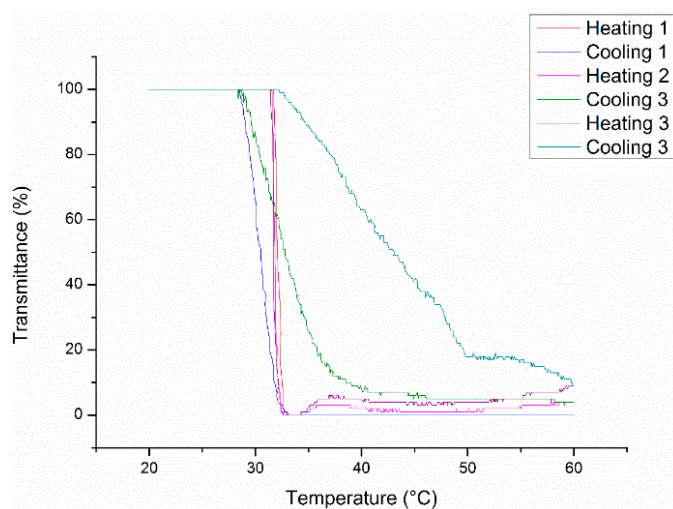
**Figure S11.** Turbidity curves during heating and cooling of P(EtOx-C3MestOx, 30:70) aqueous solutions (5 mg/mL) with a heating/cooling rate of 1 °C min<sup>-1</sup>.



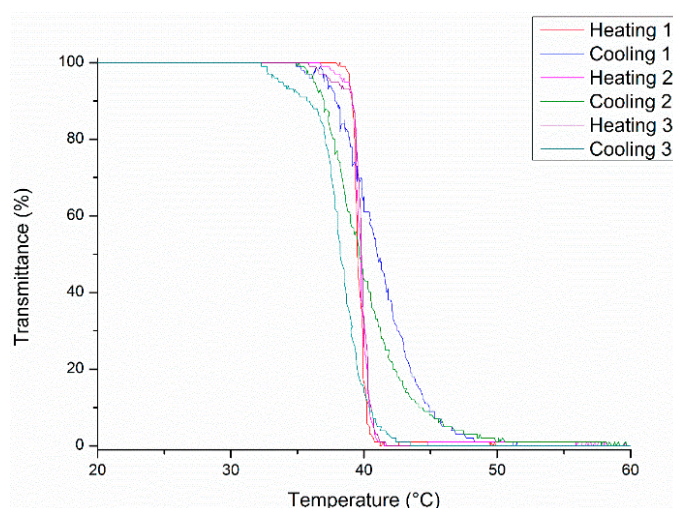
**Figure S12.** Turbidity curves during heating and cooling of P(nPropOx-MestOx, 90:10) aqueous solutions (5 mg/mL) with a heating/cooling rate of 1 °C min<sup>-1</sup>.



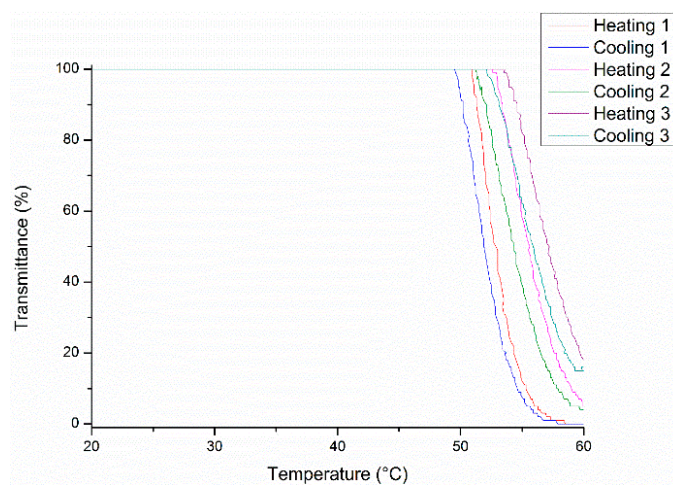
**Figure S13.** Turbidity curves during heating and cooling of P(nPropOx-MestOx, 80:20) aqueous solutions (5 mg/mL) with a heating/cooling rate of 1 °C min<sup>-1</sup>.



**Figure S14.** Turbidity curves during heating and cooling of P(nPropOx-MestOx, 70:30) aqueous solutions (5 mg/mL) with a heating/cooling rate of  $1\text{ }^{\circ}\text{C min}^{-1}$ .

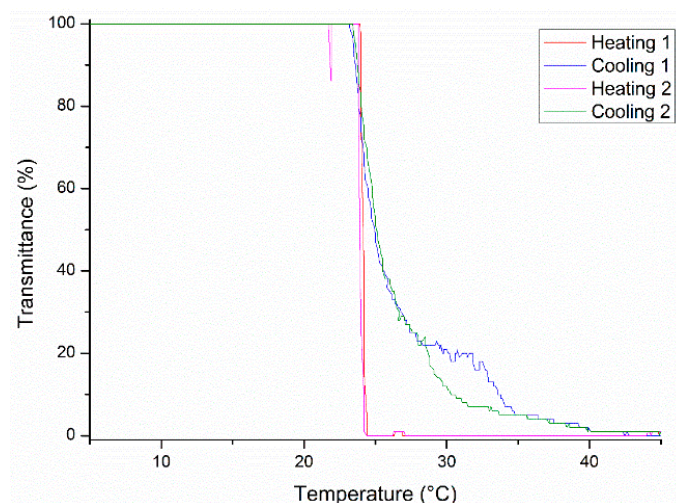


**Figure S15.** Turbidity curves during heating and cooling of P(nPropOx-MestOx, 50:50) aqueous solutions (5 mg/mL) with a heating/cooling rate of  $1\text{ }^{\circ}\text{C min}^{-1}$ .

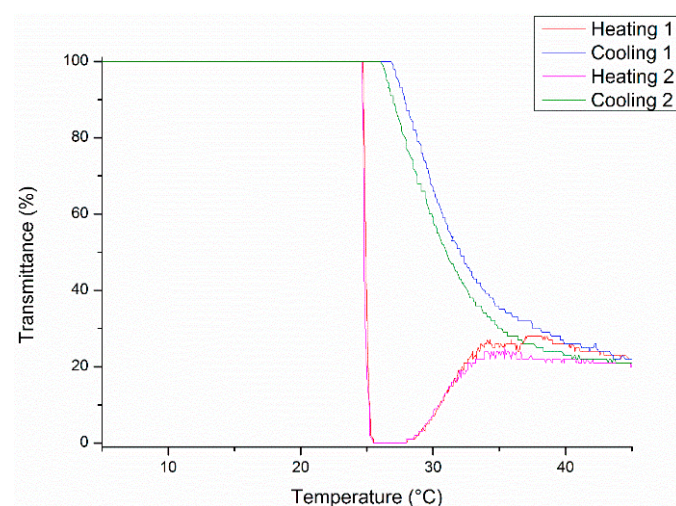


**Figure S16.** Turbidity curves during heating and cooling of P(nPropOx-MestOx, 30:70) aqueous solutions (5 mg/mL) with a heating/cooling rate of  $1\text{ }^{\circ}\text{C min}^{-1}$ .

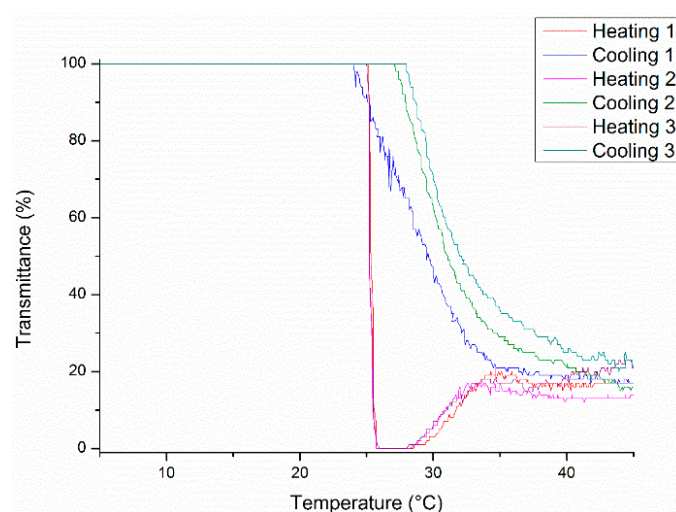




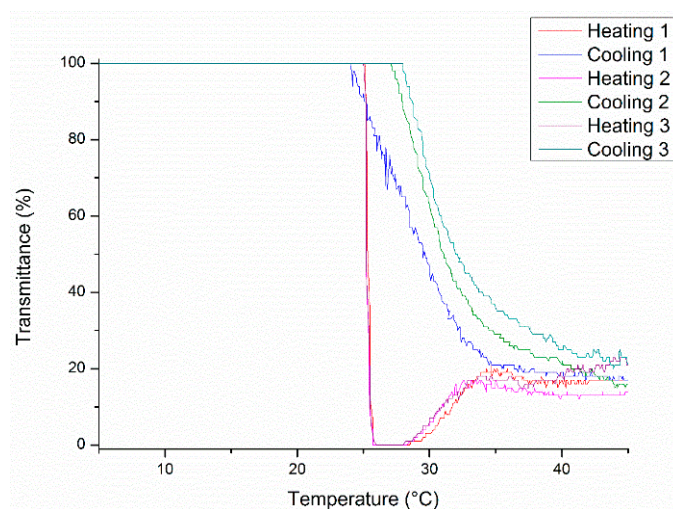
**Figure S17.** Turbidity curves during heating and cooling of P(nPropOx-C3MestOx, 90:10) aqueous solutions (5 mg/mL) with a heating/cooling rate of  $1\text{ }^{\circ}\text{C min}^{-1}$ .



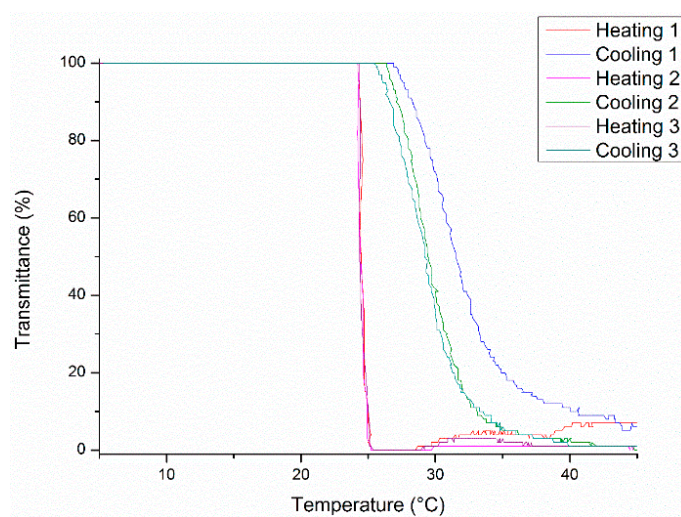
**Figure S18.** Turbidity curves during heating and cooling of P(nPropOx-C3MestOx, 80:20) aqueous solutions (5 mg/mL) with a heating/cooling rate of  $1\text{ }^{\circ}\text{C min}^{-1}$ .



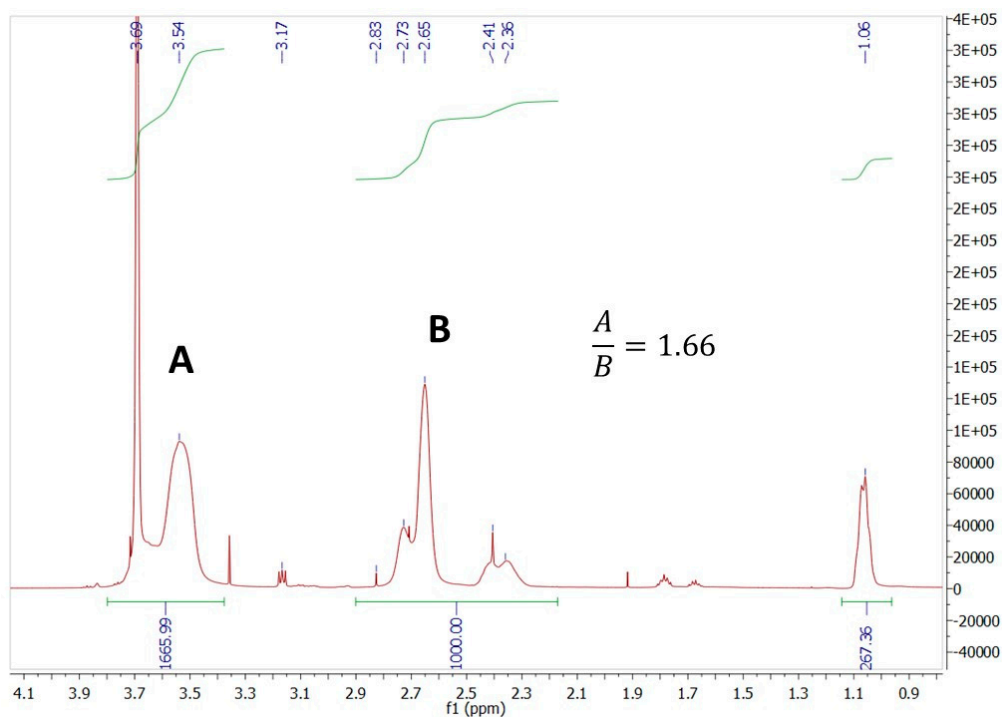
**Figure S19.** Turbidity curves during heating and cooling of P(nPropOx-C3MestOx, 70:30) aqueous solutions (5 mg/mL) with a heating/cooling rate of  $1\text{ }^{\circ}\text{C min}^{-1}$ .



**Figure S20.** Turbidity curves during heating and cooling of P(nPropOx-C3MestOx, 50:50) aqueous solutions (5 mg/mL) with a heating/cooling rate of 1 °C min<sup>-1</sup>.

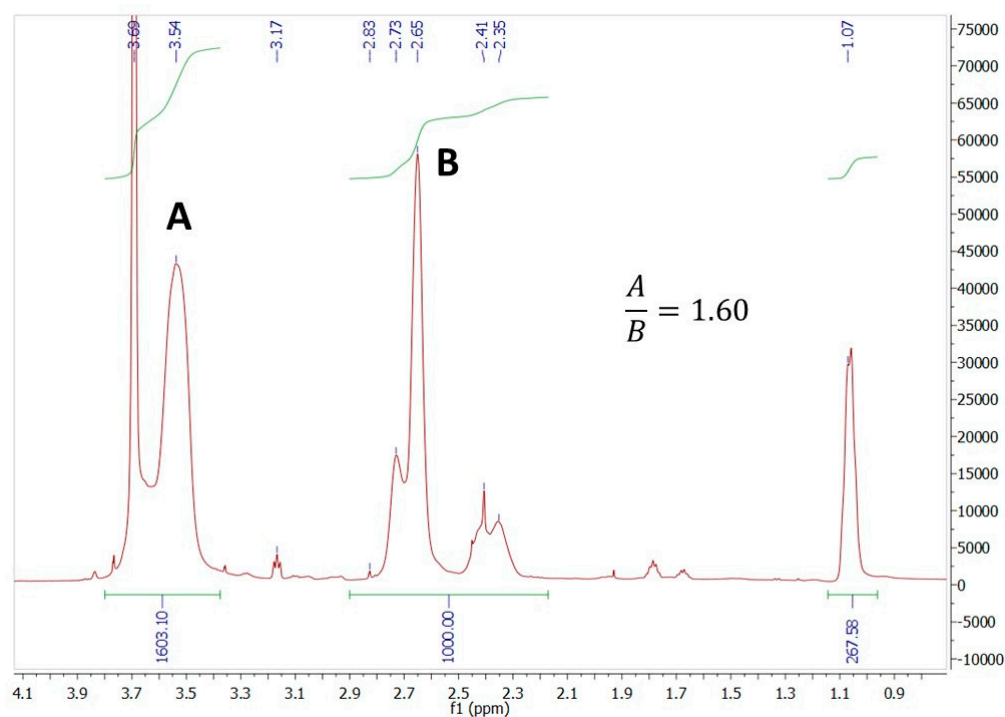


**Figure S21.** Turbidity curves during heating and cooling of P(nPropOx-C3MestOx, 30:70) aqueous solutions (5 mg/mL) with a heating/cooling rate of 1 °C min<sup>-1</sup>.



**Figure S22.**  $^1\text{H}$  NMR spectrum of P(EtOx-MestOx, 30:70) before TCP measurements in  $\text{CDCl}_3$ .

The decrease of the methyl ester is determined by the integration of all side  $\text{CH}_2$  protons of the sidechains (peaks of  $\text{CH}_2$  next to methyl ester and carboxylic acid are overlapping,  $\delta$  2.17–2.90 ppm) and compared those with the overlapping peaks of the backbone and the methyl ester ( $\delta$  3.37–3.80 ppm).



**Figure S23.**  $^1\text{H}$  NMR spectrum of P(EtOx-MestOx, 30:70) after TCP measurements.



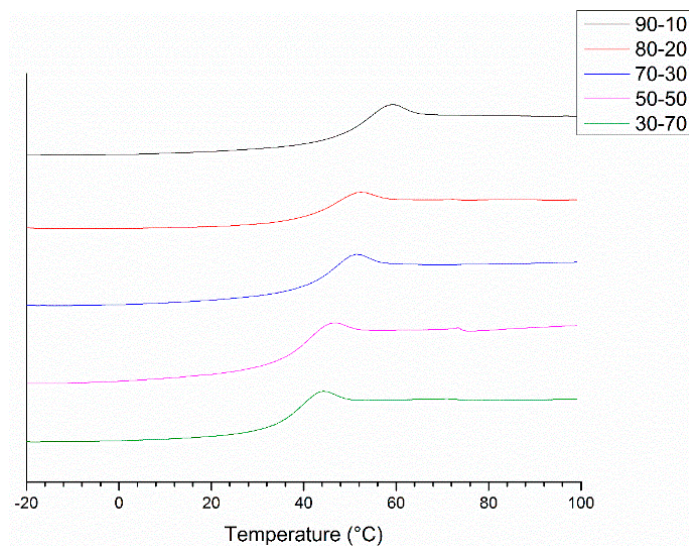


Figure S24. DSC traces of second heating run (10 K min<sup>-1</sup>) of P(EtOx-MestOx).

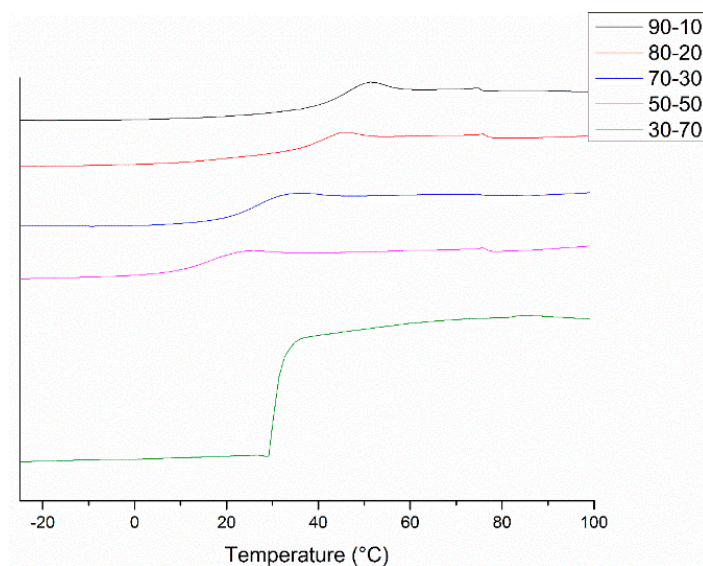


Figure S25. DSC traces of second heating run (10 K min<sup>-1</sup>) of P(EtOx-C3MestOx).

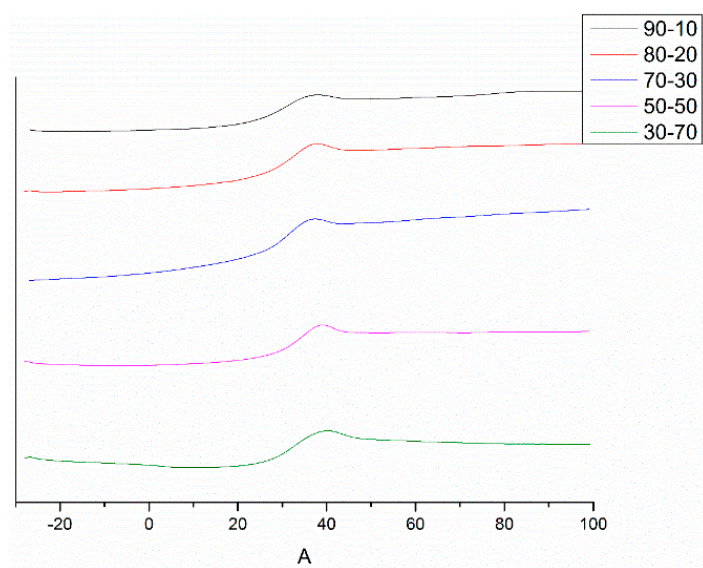
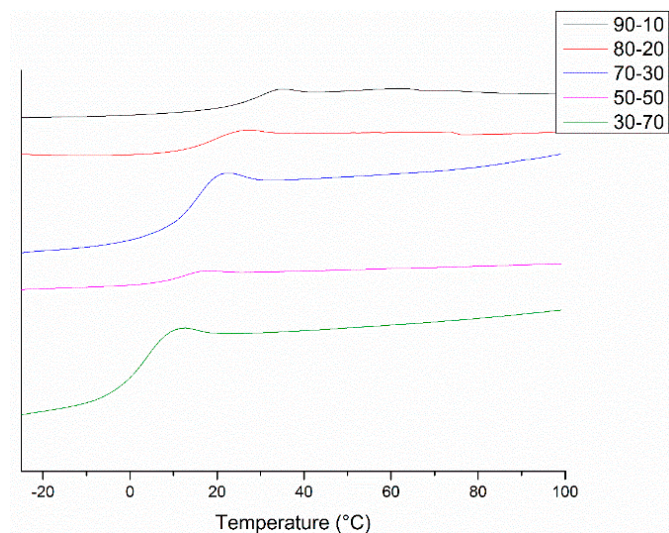
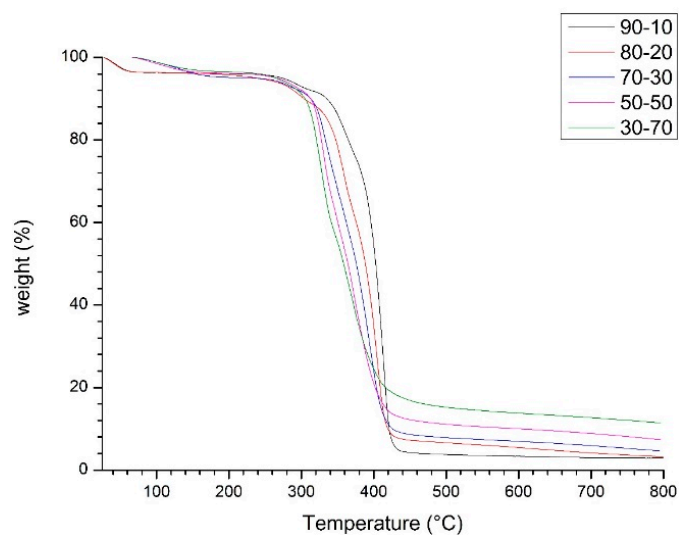


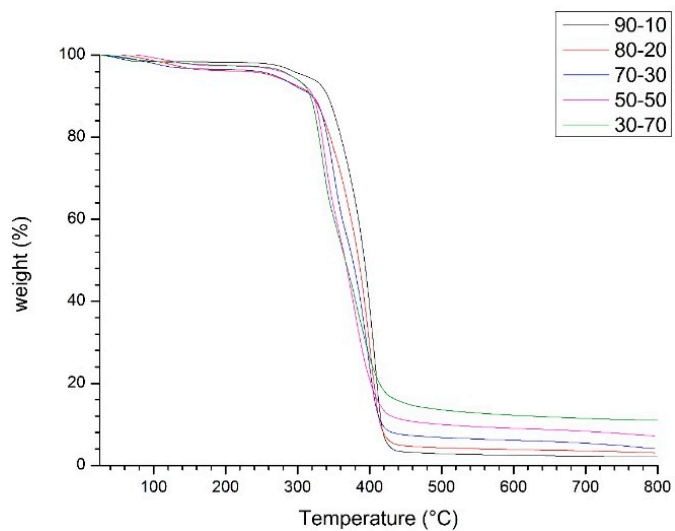
Figure S26. DSC traces of second heating run (10 K min<sup>-1</sup>) of P(nPropOx-MestOx).



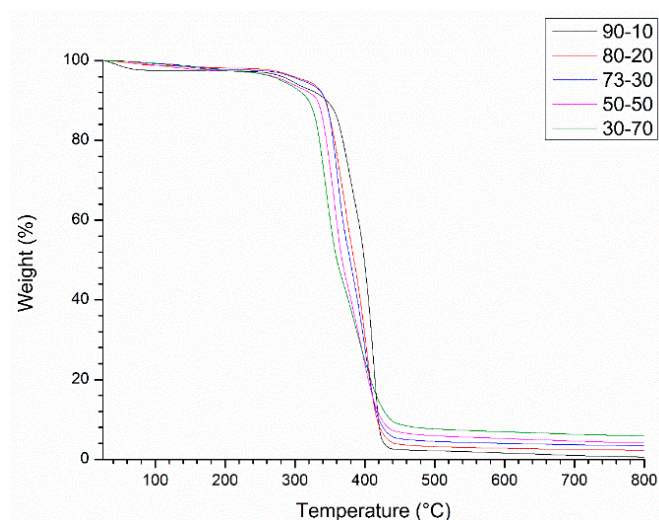
**Figure S27.** DSC traces of second heating run (10 K min<sup>-1</sup>) of P(nPropOx-C3MestOx).



**Figure S28.** Thermogravimetric analysis of P(EtOx-MestOx) copolymers under nitrogen atmosphere at a heating rate of 10 °C min<sup>-1</sup>.



**Figure S29.** Thermogravimetric analysis of P(nPropOx-MestOx) copolymers under nitrogen atmosphere at a heating rate of 10 °C min<sup>-1</sup>.



**Figure S30.** Thermogravimetric analysis of P(nPropOx-C3MestOx) copolymers under nitrogen atmosphere at a heating rate of 10 °C min<sup>-1</sup>.



© 2015 by the authors; licensee MDPI, Basel, Switzerland. This article is an open access article distributed under the terms and conditions of the Creative Commons by Attribution (CC-BY) license (<http://creativecommons.org/licenses/by/4.0/>).