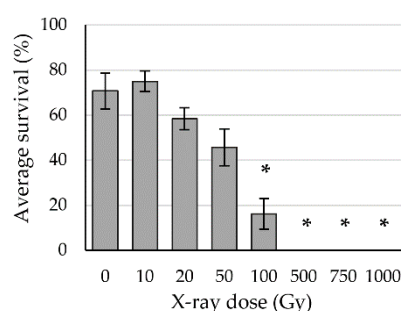



# Use of X-ray Mutagenesis to Increase Genetic Diversity of *Zantedeschia aethiopica* for Early Flowering, Improved Tolerance to Bacterial Soft Rot and Higher Yield

Noam Reznik <sup>1,\*</sup>, Bijaya Sharma Subedi <sup>1,2</sup>, Shoshana Weizman <sup>3</sup>, Gavriel Friesem <sup>1</sup>, Nir Carmi <sup>4</sup>, Iris Yedidia <sup>1,\*</sup> and Michal Sharon-Cohen <sup>5</sup>

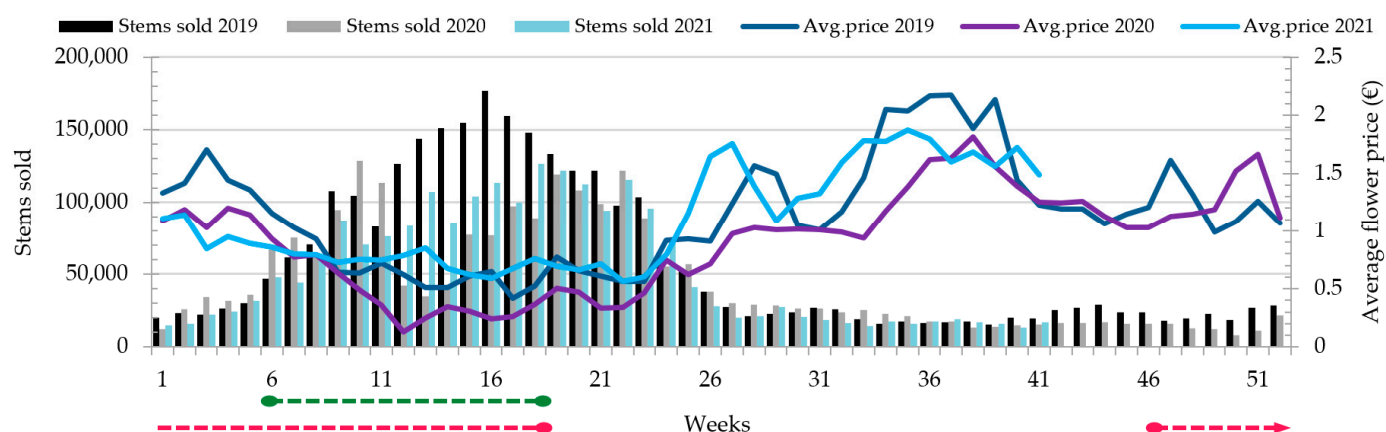
## Supplementary File



**Figure S1.** Calibration of the radiation dose for *Zantedeschia aethiopica* seeds. The bars represent average survival of the germinating seedlings, with standard errors. Significant doses are marked with an asterisk ( $p < 0.05$ ). Gy = Gray.



**Figure S2.** Flower diversity of mutated lines (CaX) during two growing seasons (2018-2020). The line labels are marked above the flowers. The vertical yellow dashed bar on the left of each image represents a length of 6 cm.



**Figure S3.** *Zantedeschia aethiopica* sales in Royal FloraHolland over time (weeks) during the 2019, 2020 and 2021 marketing seasons. The average marketing price is defined on the right-hand y-axis (€) and presented by the solid lines. The numbers of stems sold are presented as bars and defined on the left-hand y-axis. Based on raw data of *Zantedeschia* trade report, provided with permission from Royal FloraHolland. The dashed lines under the x-axis represent the flowering season when grown under outdoor conditions in Israel, green is for the ZAI variety, and red is for the mutated lines (CaX).