



# Supplementary Information

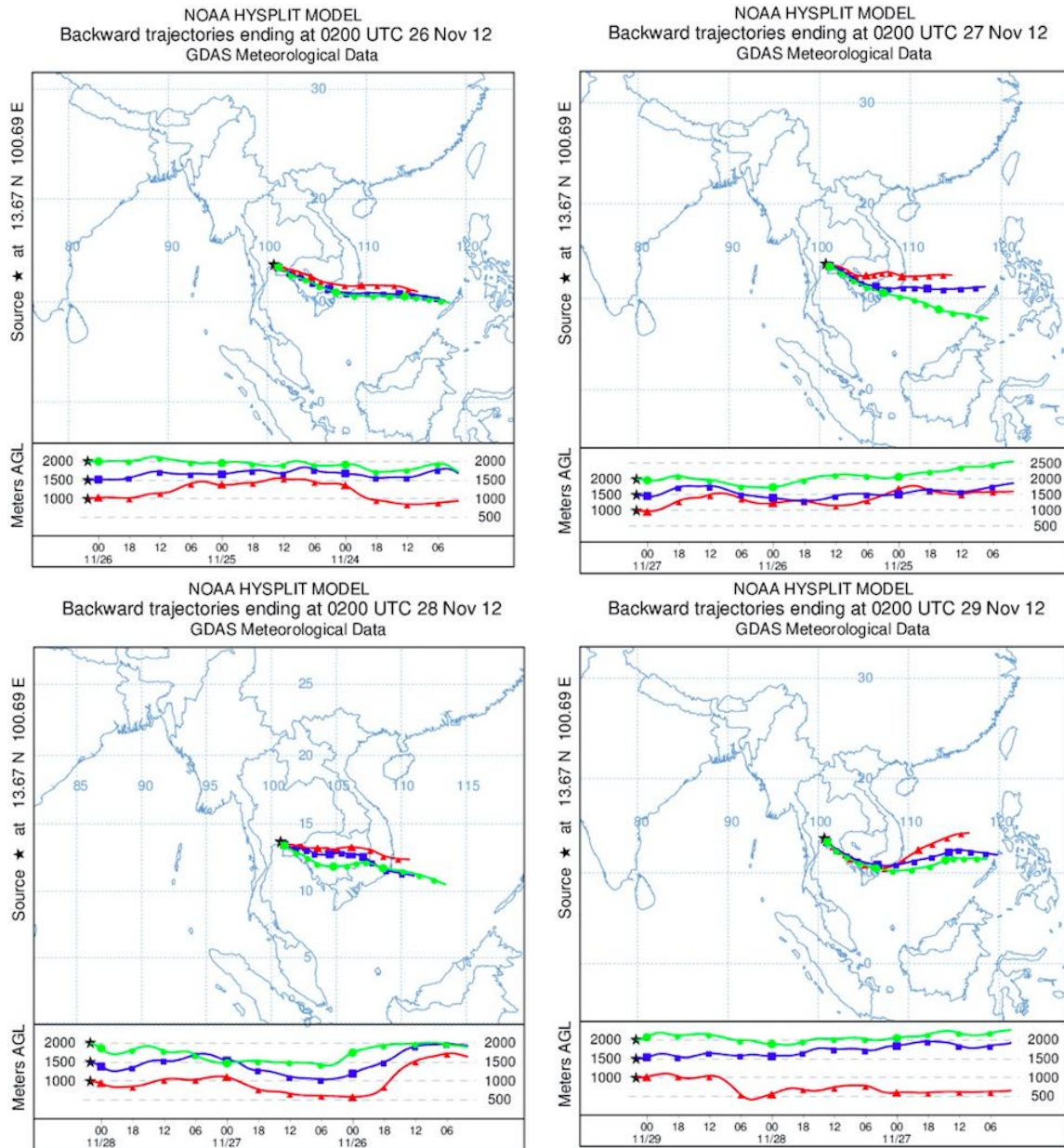


Figure. S1. Back-trajectory analysis from 26 November to 29 November 2012.

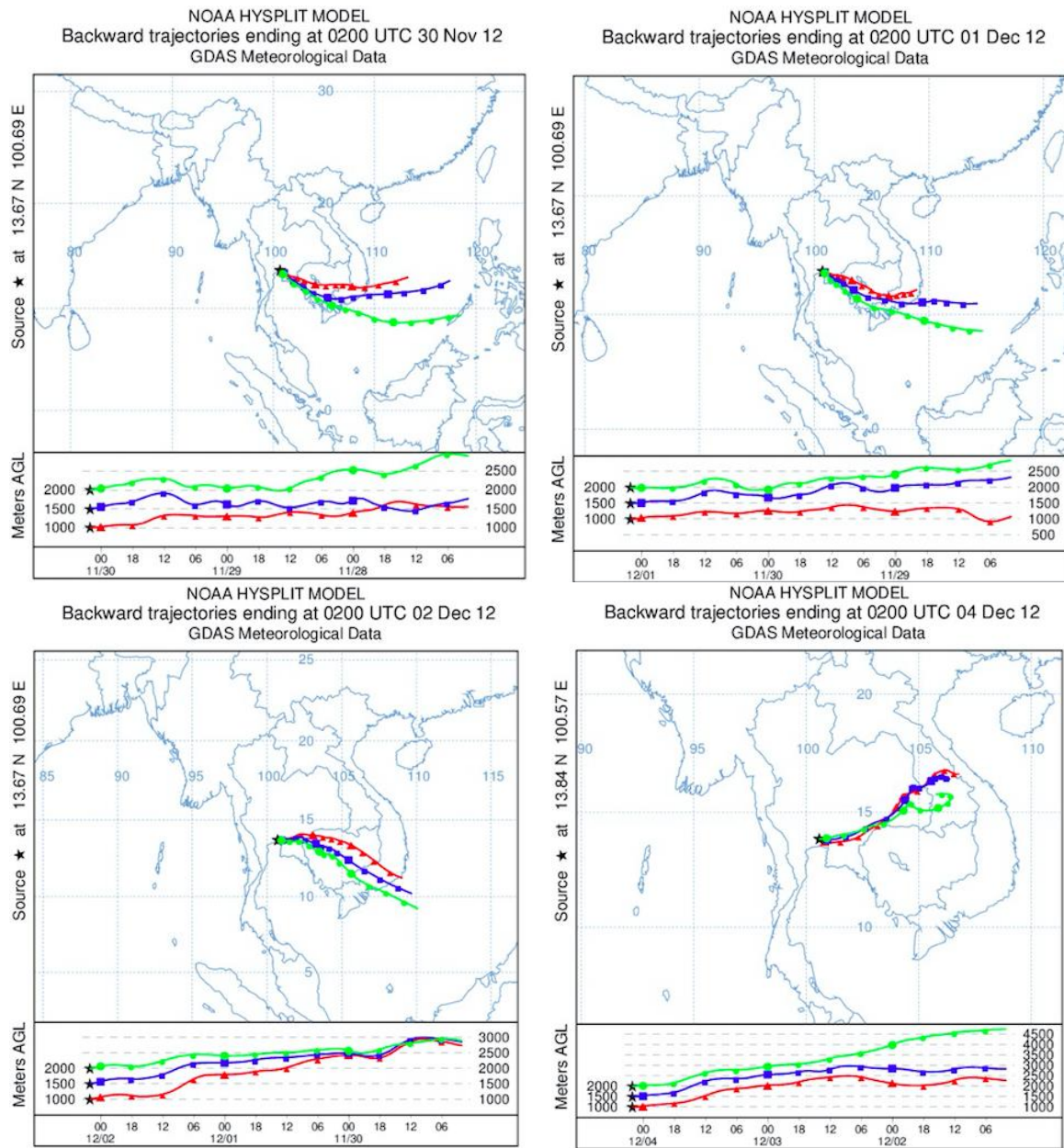


Figure S2. Back-trajectory analysis from 30 November to 4 December 2012.

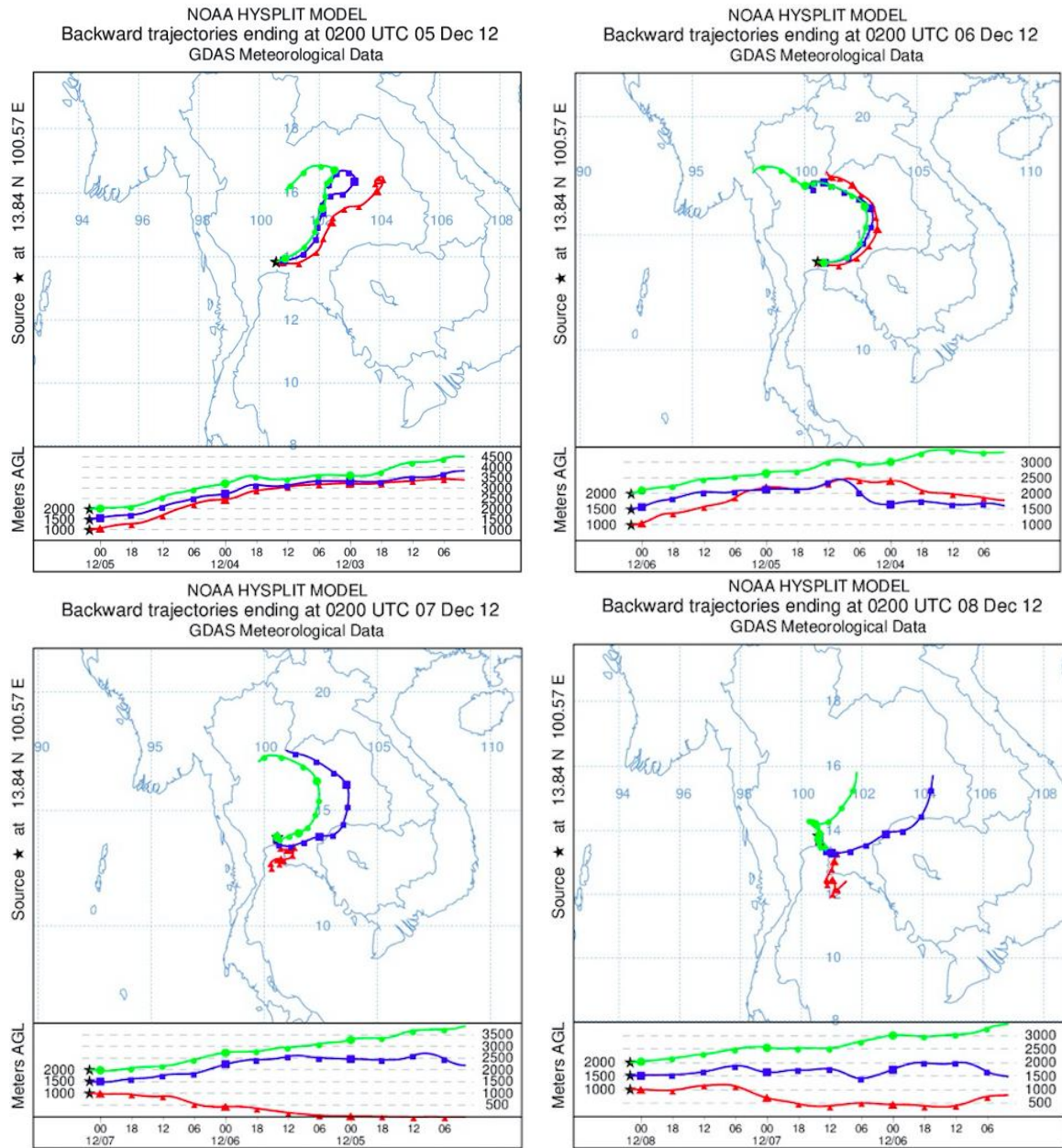


Figure S3. Back-trajectory analysis from 5 December 8 to December 2012.



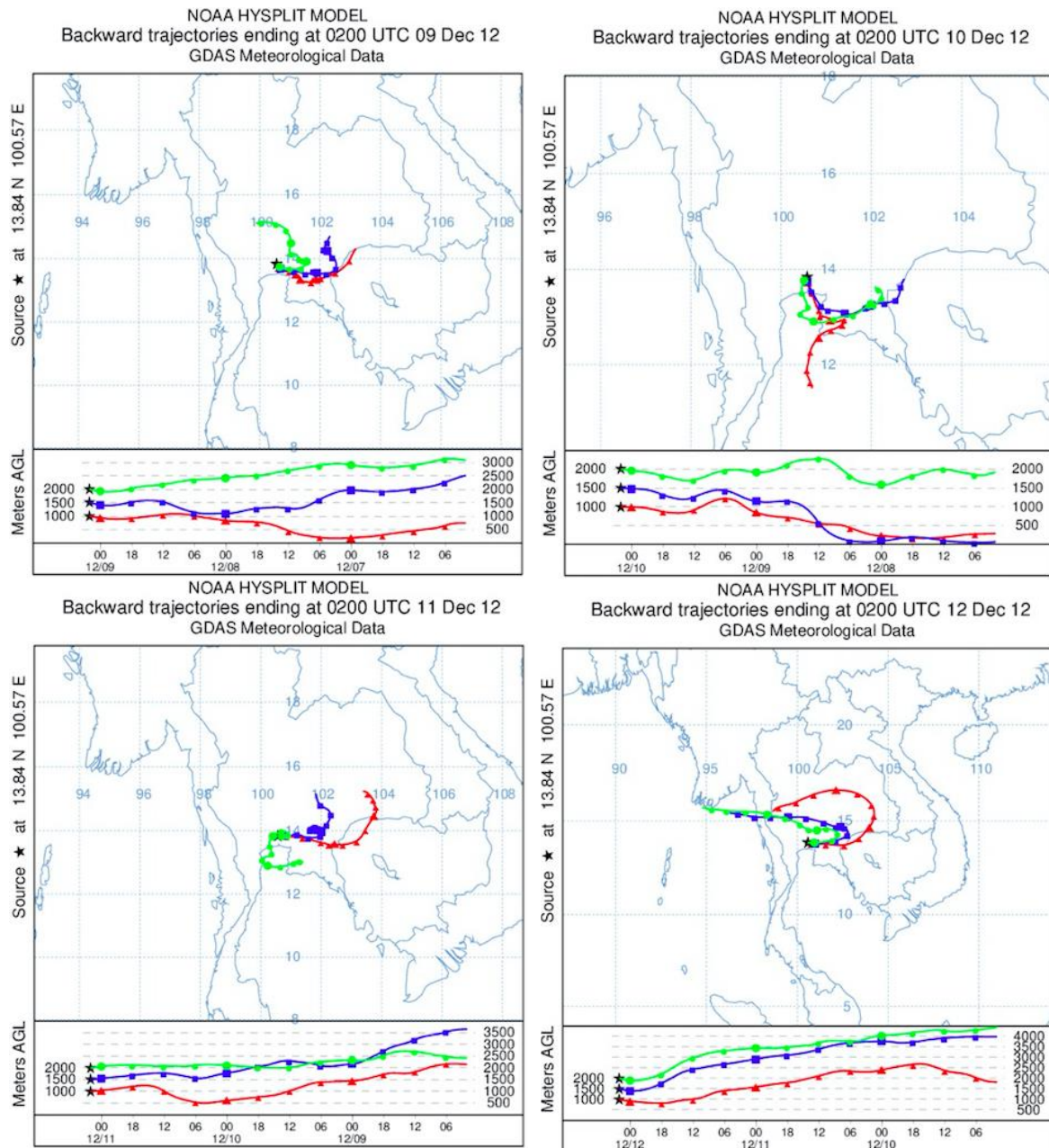


Figure S4. Back-trajectory analysis from 9 December to 12 December 2012.

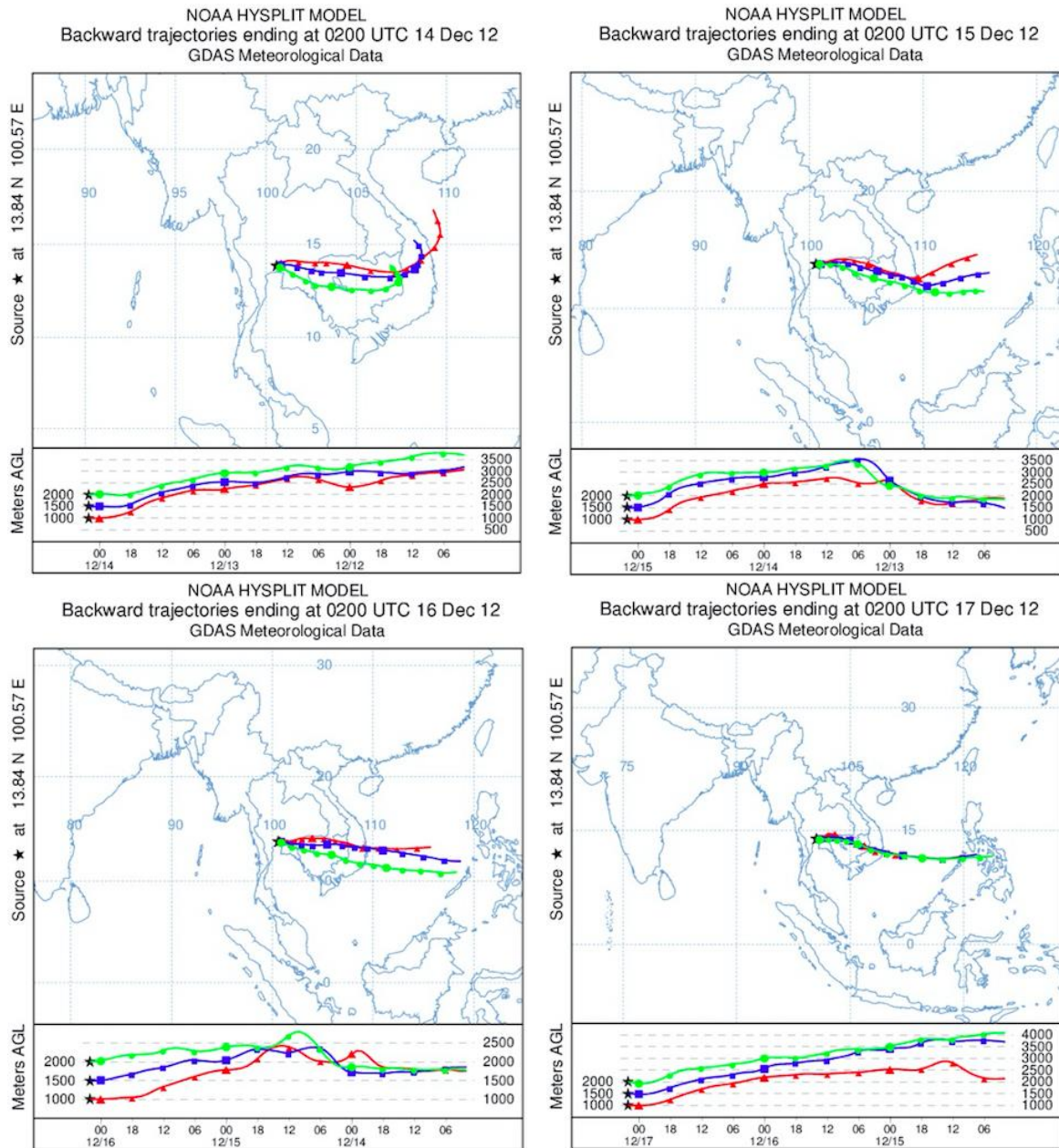


Figure S5. Back-trajectory analysis from 14 December to 17 December 2012.

**Table S1.** Analytical performance obtained by ICP-MS.

Element	Analytical Mode <sup>a</sup>	Mass/Charge	Detection Limit <sup>b</sup>	Unit	Standard Solution
Li	NG	7	4.72	ng L <sup>-1</sup>	XSTC-331
Be	NG	9	2.70	ng L <sup>-1</sup>	XSTC-331
Na	H2	23	1.30	µg L <sup>-1</sup>	XSTC-331
Mg	He	24	0.427	µg L <sup>-1</sup>	XSTC-331
Al	He	27	0.117	µg L <sup>-1</sup>	XSTC-331
K	H2	39	1.02	µg L <sup>-1</sup>	XSTC-331
Ca	H2	40	0.601	µg L <sup>-1</sup>	XSTC-331
Sc	He	45	1.35	ng L <sup>-1</sup>	XSTC-1
V	He	51	0.927	ng L <sup>-1</sup>	XSTC-331
Cr	He	53	5.28	ng L <sup>-1</sup>	XSTC-331
Mn	He	55	9.11	ng L <sup>-1</sup>	XSTC-331
Fe	He	56	73.9	ng L <sup>-1</sup>	XSTC-331
Co	He	59	0.937	ng L <sup>-1</sup>	XSTC-331
Ni	He	60	10.6	ng L <sup>-1</sup>	XSTC-331
Cu	He	63	15.0	ng L <sup>-1</sup>	XSTC-331
Zn	He	66	40.0	ng L <sup>-1</sup>	XSTC-331
As	He	75	2.66	ng L <sup>-1</sup>	XSTC-331
Se	H2	78	11.5	ng L <sup>-1</sup>	XSTC-331
Rb	He	85	4.13	ng L <sup>-1</sup>	XSTC-331
Sr	He	88	1.96	ng L <sup>-1</sup>	XSTC-331
Y	He	89	2.50	ng L <sup>-1</sup>	XSTC-1
Zr	He	90	0.171	ng L <sup>-1</sup>	XSTC-8
Mo	He	95	1.75	ng L <sup>-1</sup>	XSTC-8
Cd	He	111	2.25	ng L <sup>-1</sup>	XSTC-331
Sn	He	118	1.53	ng L <sup>-1</sup>	XSTC-7
Sb	He	121	0.494	ng L <sup>-1</sup>	XSTC-7
Cs	He	133	0.922	ng L <sup>-1</sup>	XSTC-331
Ba	He	137	2.13	ng L <sup>-1</sup>	XSTC-331
Tl	He	205	0.657	ng L <sup>-1</sup>	XSTC-331
Pb	He	208	1.44	ng L <sup>-1</sup>	XSTC-331
Bi	He	209	10.5	ng L <sup>-1</sup>	XSTC-331

<sup>a</sup> Determination was performed under three different analytical modes. NG = non-gas mode, which was performed without collision/reaction cell system.

<sup>b</sup> Values were defined as three times the standard deviation of ten calibration blank analyses. H<sub>2</sub> = reaction mode using hydrogen gas. He = collision mode using helium gas.