

Article

Feasibility of Remediation Lead, Nickel, Zinc, Copper, and Cadmium-Contaminated Groundwater by Calcium Sulfide

Chin-Yuan Huang ¹, Pei-Cheng Cheng ^{2,*}, Jih-Hsing Chang ³ , Yu-Chih Wan ³, Xiang-Min Hong ³
and Shu-Fen Cheng ^{3,*}

¹ Department of Applied Chemistry, Chaoyang University of Technology, Taichung 413310, Taiwan; sanada.r88686@msa.hinet.net

² Institute of Environmental Engineering, National Sun Yat-Sen University, Kaohsiung 80424, Taiwan

³ Department of Environmental Engineering and Management, Chaoyang University of Technology, Taichung 413310, Taiwan; changjh@cyut.edu.tw (J.-H.C.); steven651015@gmail.com (Y.-C.W.); bluejaemi@gmail.com (X.-M.H.)

* Correspondence: eric62795@gmail.com (P.-C.C.); shufen@cyut.edu.tw (S.-F.C.); Tel.: +886-988762188 (P.-C.C.); +886-4-23323000-4237 (S.-F.C.)

Abstract: Metal contamination in groundwater often occurs in various industrial processes. Studies have confirmed that polysulfide could reduce hexavalent chromium to trivalent chromium, achieving the effect of in situ stabilization. For other metal contamination in groundwater, whether polysulfide also had a stabilizing ability to achieve in situ remediation. This research focused on metals in addition to chromium that often contaminated groundwater, including lead, nickel, zinc, copper, and cadmium, to explore the feasibility of using calcium polysulfide (CaS_x) as an in situ stabilization technology for these metals' contamination of groundwater. Results showed that CaS_x had a great removal efficiency for metals lead, nickel, zinc, copper, and cadmium. However, for nickel, zinc, copper, and cadmium, when CaS_x was added excessively, complexes would be formed, causing the result of re-dissolution, in turn reducing the removal efficiency. As it is difficult to accurately control the dosage of agents for in situ groundwater remediation, the concentration of re-dissolved nickel, zinc, copper, and cadmium may not be able to meet the groundwater control standards. CaS_x had high lead removal efficiency and for a concentration of 100 mg/L, the dose of calcium polysulfide was more than the amount of 1/1200 (volume ratio of CaS_x to groundwater). In addition, the removal rate was almost 100% and it would not cause re-dissolution due to excessive CaS_x dosing. CaS_x can be used as an in situ stabilization technique for lead-contaminated groundwater.

Keywords: metal; polysulfide; groundwater; stabilization; lead



Citation: Huang, C.-Y.; Cheng, P.-C.; Chang, J.-H.; Wan, Y.-C.; Hong, X.-M.; Cheng, S.-F. Feasibility of Remediation Lead, Nickel, Zinc, Copper, and Cadmium-Contaminated Groundwater by Calcium Sulfide. *Water* **2021**, *13*, 2266. <https://doi.org/10.3390/w13162266>

Academic Editors: Jenn Kai Tsai, Charles Tijus and Wei-Ling Hsu

Received: 22 July 2021

Accepted: 16 August 2021

Published: 19 August 2021

Publisher's Note: MDPI stays neutral with regard to jurisdictional claims in published maps and institutional affiliations.



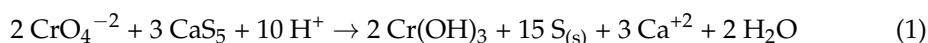
Copyright: © 2021 by the authors. Licensee MDPI, Basel, Switzerland. This article is an open access article distributed under the terms and conditions of the Creative Commons Attribution (CC BY) license (<https://creativecommons.org/licenses/by/4.0/>).

1. Introduction

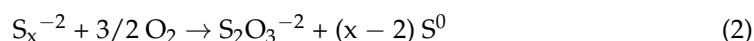
Due to the operation of high-concentration metal solutions, many industrial processes such as metal surface treatment, battery manufacturing, recycling, dyes manufacturing and so on often cause groundwater and soil contamination by metals when tanks and pipelines were damaged. Copper, zinc, chromium, and nickel groundwater contamination often occurs in metal electroplating and surface treatment processes; lead contamination occurs in battery manufacturing and recycling processes; and chromium and cadmium contamination occurs in dyeing and colorant production processes. As metals have the characteristic of being undegradable, the technology that could be applied to the remediation of metal contamination sites is quite limited. For sites with a clear contamination scope and high contamination concentration, the pumping and treating method has the advantages of easy operation and speeding up the efficiency [1]. However, for sites with a wide range of groundwater contamination and low contamination concentration, it was relatively economical and efficient to use in situ stabilization. Chemical precipitation was the most commonly-applied method for in situ stabilization [1].

Chemical precipitation methods included the hydroxide precipitation and sulfide precipitation method [2]. The hydroxide precipitation method had the advantages of simplicity, low cost, and easy pH control [3]. The sulfide precipitation method had the advantages of rapid reaction rate, lower solubility, and good sedimentation, and it could operate in a wide pH range [2,4–6]. Sulfides included solid FeS and CaS; aqueous solutions of Na₂S, NaHS, (NH₄)₂S, or gaseous hydrogen sulfide (H₂S) were used in industrial wastewater treatment [5]. There was also the possibility of using the degeneration reaction of sodium thiosulphate (Na₂S₂O₃) as a source of a sulphide for metal precipitation [5,6].

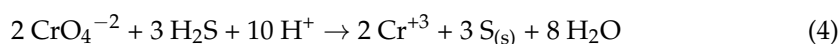
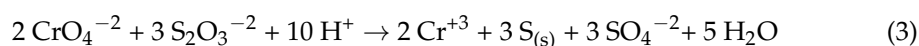
Polysulfide is a compound that contains polysulfide ions, generally expressed as MS_x, and the value of x is between 2 and 7 [7]. The most commonly-used polysulfide was calcium polysulfide (CaS_x) [8–12]. Sulfides contained in calcium polysulfide include: S₅^{−2}, S₄^{−2}, hydrosulfide (HS[−]), thiosulfate (S₂O₃^{−2}), dithionate (S₂O₆^{−2}), and H₂S [7,13,14]. When the pH value was less than 8.0, S₅^{−2}, S₄^{−2} and H₂S were the main species [14]. Calcium polysulfide is a strong reducing agent for metals and is an alkali agent. The pH value of its aqueous solution was about 11–12 [7]. The literature confirmed that for soil and groundwater contaminated by hexavalent chromium, calcium polysulfide could reduce hexavalent chromium to trivalent chromium, forming Cr(OH)₃ precipitates and reducing the toxicity and mobility of chromium. Calcium polysulfide had the effect of reducing and stabilizing for hexavalent chromium contamination sites. The reaction of calcium polysulfide to hexavalent chromium was shown in the following reaction [8–12,15]:



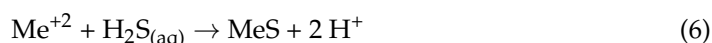
This reaction was reported to be theoretically reversible. However, under natural groundwater conditions, the equilibrium condition was dominated by the right side of the reaction [8]. Chrysochoou and Ting (2011) [11] pointed out that the reduction of hexavalent chromium by calcium polysulfide was affected by aqueous pH and dissolved oxygen (DO). In the presence of oxygen, an oxidation reaction of polysulfide would take place and thiosulfate (S₂O₃^{−2}) formed; the reaction was as follows [16]:



Research indicated that S₂O₃^{−2} and H₂S also had the ability to reduce hexavalent chromium to trivalent chromium [8,11,13,14]. The reaction is shown in the following reactions:



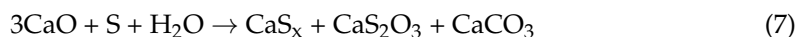
Soya et al. (2010) [4] removed heavy metals such as Cu, Zn, and Ni in industrial wastewater with Na₂S, H₂S, and CaS. Under acidic conditions, sulfides could react with heavy metal ions such as copper to form metal sulfides, which could achieve heavy metal removal by precipitation, and the reaction was as follows:



Maletic et al. (2015) [17] added calcium polysulfide to soil contaminated by copper, lead, and nickel. The results showed that metals can be stabilized by calcium polysulfide. It could also reduce the concentration of metals in the soil solution and reduce the bioavailable fraction of metals.

CaS_x is volatile and of an unstable nature especially in aqueous solutions or exposed to air [7,11,18]. Long-chained polysulfides were stable in high pH, tended to breakdown into shorter-chained species when the pH was lower than the pK_a value. At pH values

less than 8.0, S_5^{-2} , S_4^{-2} , and H_2S became the dominant species [7,11,19]. The calcium polysulfide solution was only stable in the concentrated form because a precipitate of finely dispersed sulfur was formed in 10 days in a dilution solution (<2g/L of sulfide ions) [18]. Calcium polysulfide, also called lime sulfur, was used in the form of liquid-lime sulfur (LLS), which was commonly used for insecticides in agricultural industries. This was prepared for by the combination of CaO, elemental sulphur with water heating at 100°C by the reaction [7,18]:



This study explored the feasibility of using calcium polysulfide to remediate groundwater contaminated by metals such as lead, nickel, zinc, copper, and cadmium, while it was compared with hexavalent chromium. In order to maintain the stability and reactivity of calcium polysulfide, this study referred to the above-mentioned agricultural methods to synthesize calcium polysulfide in the laboratory before the test.

2. Experimental Methods

In this research, liquid-lime sulfur mixture was synthesized as referred to the method used in agricultural [18] and industrial-grade quicklime, sulphur powder, and distilled water were mixed in a weight ratio of 1:2:10 and a little surfactant was added and heated up to 100 °C for 1 h to synthesize calcium polysulfide. Chromium, lead, nickel, zinc, copper, and cadmium aqueous samples with concentrations of 5 mg/L and 100 mg/L were prepared by diluting various metal standard solutions (metal in 5% HNO_3 , Merck) with groundwater for testing. Groundwater was collected by a pump from the campus (Chaoyang University of Technology) groundwater well. In total, 500 mL of aqueous samples were taken each time to test. For samples with a concentration of 5 mg/L, the test dosage of calcium polysulfide was at the amount of 20,000~1000, in the volume ratio of the groundwater sample to calcium polysulfide; and for the sample concentration of 100 mg/L, the test dosage of calcium polysulfide was about 2000~100, in the volume ratio of the groundwater sample to calcium polysulfide. After the dosage of calcium polysulfide in different proportions, it was stirred evenly and let to stand for 1 h to measure its pH (HOTEC, HTC-201U), oxidation–reduction potential (HOTEC, HTC-200), dissolved oxygen (HOTEC, HTC-208U), and conductivity (HOTEC, HTC-202U) by using electrode. The upper solution was taken to analyze the residual metal concentration with an inductively coupled plasma atomic emission spectrometer (IRIS Intrepid II XSP, Thermo Electron, Burladingen, Germany). The average was calculated after three repeated tests were carried out for each concentration and dosage.

3. Results and Discussion

3.1. The Effect of Calcium Polysulfide Application on the Aqueous Properties of Various Metal Aqueous Solutions

Figure 1 shows the changes of dissolved oxygen (DO) in aqueous solutions of chromium, lead, copper, zinc, nickel, and cadmium when different dosages of calcium polysulfide were added. Figure 1a shows the change of dissolved oxygen in low-concentration (5 mg/L) samples. The dosage of calcium polysulfide is shown as the ratio of groundwater to calcium polysulfide volume (GW/CaS_x). The experiment range was the (GW/CaS_x) ratio of volume from 20,000 to 1000. The initial DO of various metal samples were about 6 mg/L. When the volume ratio of (GW/CaS_x) was about 20,000–8000, the DO of sample decreased slowly. When the ratio of the (GW/CaS_x) volume dropped to 8000–1000, the dissolved oxygen of the sample decreased rapidly. When the volume of the groundwater sample was 1000 times more than the calcium polysulfide, the dissolved oxygen of various samples could be reduced to less than 1 mg/L. Figure 1b shows the changes of DO in samples with concentrations of 100 mg/L. The adding ratio of calcium polysulfide in high-concentration samples were in the range of 2000 and 100. In terms of the volume ratio of the groundwater to calcium polysulfide, when the adding ratio of calcium polysulfide

(CaS_x/GW), it was higher than $1/600$ and the DO of various samples could quickly drop below 1 mg/L . When the adding ratio (CaS_x/GW) reached $1/100$, the dissolved oxygen was quite close to 0.

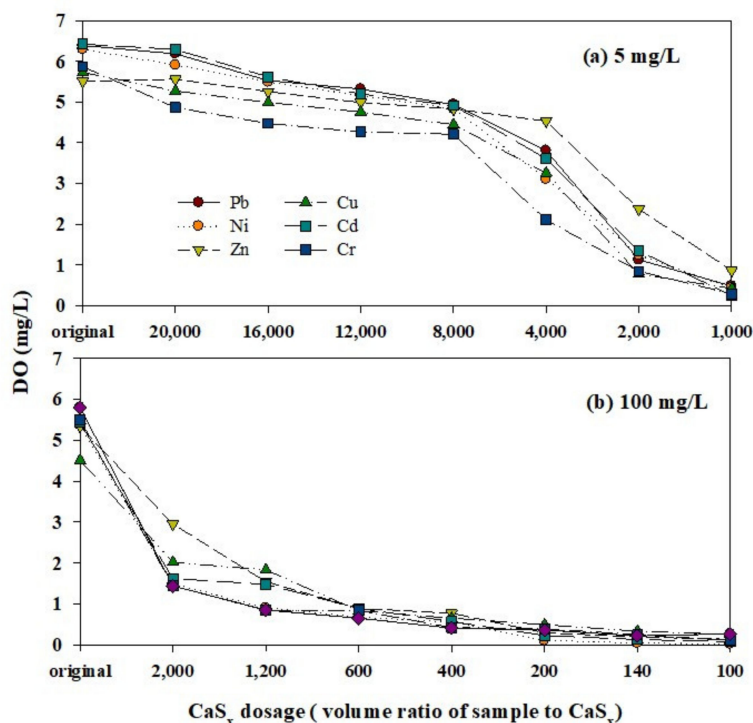


Figure 1. The changes of DO of various aqueous metals when different dosages of calcium polysulfide were added, (a) for concentration of 5 mg/L, (b) for concentration of 100 mg/L.

Figure 2 shows the changes in the oxidation–reduction potential of various metal samples when different doses of calcium polysulfide were added. The initial ORP of the sample was approximately 200–400 mV. As the dosage of calcium polysulfide increased, the ORP of various metal samples showed a gradual decline. When the calcium polysulfide dosage (volume ratio of GW to CaS_x) was at the amount of 4000, the ORP of the metal samples could show negative values. When the dosage rate of calcium polysulfide reached 1000, the ORP could reach below -300 mV . For high concentrations of 100 mg/L metal samples, when the calcium polysulfide dosage rate reached 200 (volume ratio of GW/ CaS_x), the ORP was almost reduced to below -400 mV . When the adding rate reached 100 (volume ratio of GW/ CaS_x), the ORP could drop to nearly -470 mV .

Figure 3 shows the changes in the pH value of various aqueous metal solutions when different dosages of calcium polysulfide were added. Figure 3a is the pH value for 5 mg/L. The initial pH of various metal water samples were about 5–6. When the dosage of calcium polysulfide (volume ratio of GW to CaS_x) was around 20,000–8000, the pH of the chromium sample could gradually rise up to about 8.9; the pH value of the lead, nickel, zinc, and cadmium samples maintained at about 6 without a significant increase. However, the pH value of the copper sample initially decreased with the increase of the calcium polysulfide dose. When the dose was at the amount of $1/8000$ (volume ratio of CaS_x/GW), the pH value was only 4.99, which was the lowest. Then, the pH value rebounded. When the application rate of calcium polysulfide was greater than $1/4000$, the pH of all the metal samples gradually increased as the dosage increased.

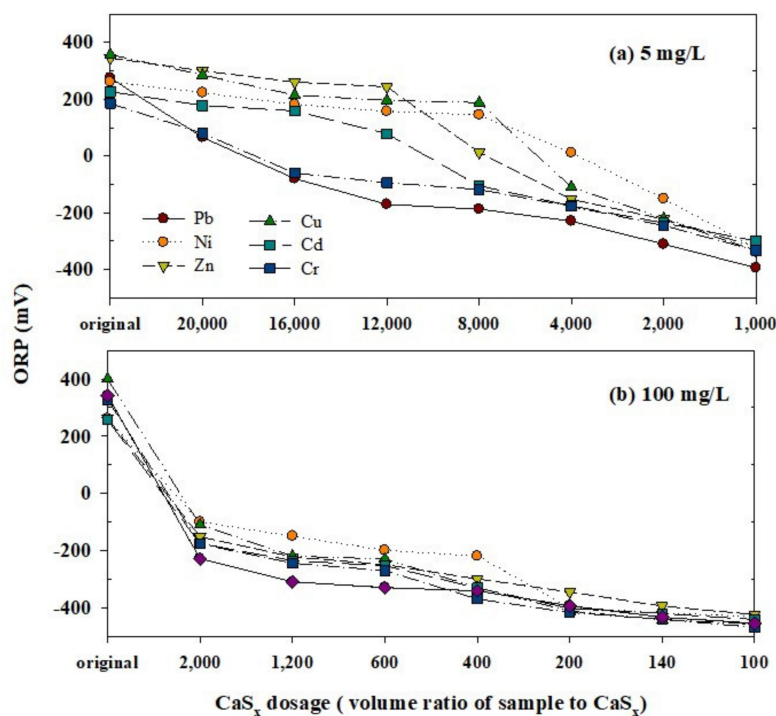


Figure 2. The changes in the ORP of various metal aqueous solutions when different dosages of calcium polysulfide were added, (a) for concentration of 5 mg/L, (b) for concentration of 100 mg/L.

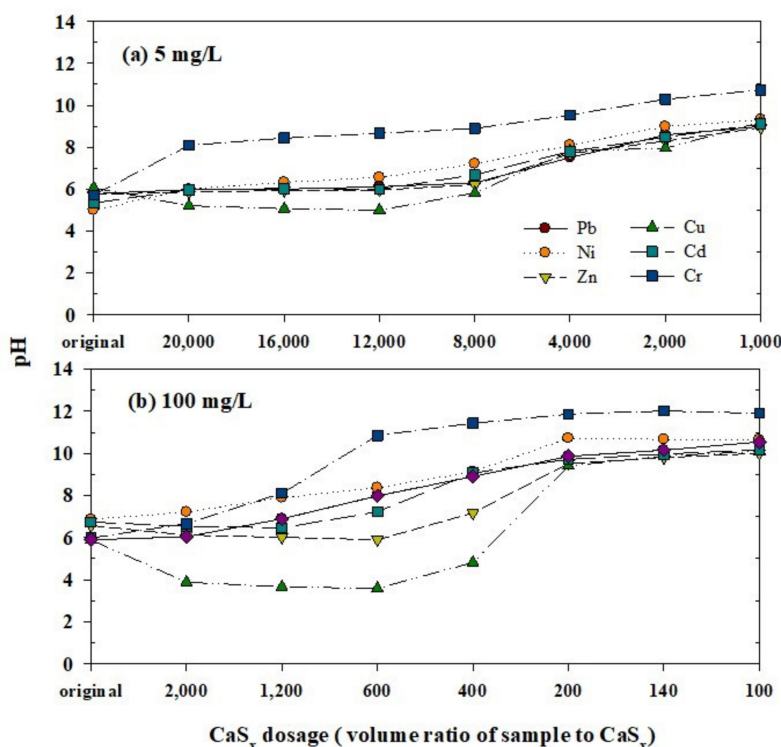


Figure 3. The changes in the pH value of various metal aqueous solutions when different dosages of calcium polysulfide were added, (a) for concentration of 5 mg/L, (b) for concentration of 100 mg/L.

Figure 3b shows the change of the pH values of various metal aqueous samples with a concentration of 100 mg/L. The pH of the chromium sample gradually rose with the increase of the calcium polysulfide addition rate. When the calcium polysulfide dosage ratio (volume ratio of CaS_x /GW) reached 1/600, the pH value could be nearly 11; the

dosage ratio was above 1/200 and the pH value was maintained at nearly 12. When the dosage ratio of calcium polysulfide was less than 1/600 (volume ratio of CaS_x/GW), the pH of copper, zinc, and cadmium samples all appeared to decrease with the increase of the calcium polysulfide addition rate. The case of the copper sample was the most significant among these metals. When the dosage of calcium polysulfide reached 1/600, the pH value of the copper sample could drop to 3.58. When the dosage of calcium polysulfide reached 1/400 or more, the pH value rebounded and rose. Calcium polysulfide is an alkaline agent. When it was added to copper, cadmium, and zinc aqueous samples, the pH value decreased. This indicates that the reaction mechanism of calcium polysulfide to these metals was different from chromium. In reference to Reaction Formula (1) of calcium polysulfide and chromium, the reaction would consume H^+ and the pH value would increase. The reaction between calcium polysulfide and other metals was inferred as Formula (6), forming metal sulfide MS, which released H^+ . Therefore, when the dosage of calcium polysulfide was low, all calcium polysulfide reacted with metal ions and released H^+ , leading to a drop in the pH value. When the dosage of calcium polysulfide was greater than the dosage required for the reaction with metal ions, the remaining calcium polysulfide showed the characteristics of an alkali agent, causing the pH of the aqueous sample to rebound and rise.

The most frequently concerned issue of groundwater remediation with in situ chemical technology concerned whether the application of chemical agents will cause an unrecoverable impact on groundwater properties. Conductivity was one of the indicators that was often paid attention to among them. Figure 4 is the variation in conductivity of various metal aqueous samples with concentrations of 5 mg/L and 100 mg/L when different doses of calcium polysulfide were added. Results showed that there were little differences in conductivity regardless of what metals they were. Only the chromium sample of high concentration had a slightly higher conductivity increase than the other metals. The conductivity of various metal samples with a concentration of 5 mg/L was about 200–250 $\mu\text{S}/\text{cm}$. When the calcium polysulfide dosage was at the amount of 1/8000 (volume ratio of CaS_x/GW), the conductivity of various metal samples were 240–270 $\mu\text{S}/\text{cm}$, while when the dose was at the amount of 1/2000, the conductivity was 335–415 $\mu\text{S}/\text{cm}$. When the dose reached 1/1000, the conductivity was 440–545 $\mu\text{S}/\text{cm}$. This still met the irrigation water conductivity standard, which was 750 $\mu\text{S}/\text{cm}$. It was an acceptable range. For various metal samples with a concentration of 100 mg/L, the initial conductivity was about 350–630 $\mu\text{S}/\text{cm}$. When the calcium polysulfide dose was at the amount of 1/600 (volume ratio of CaS_x/GW), the conductivity rose to about 550–900 $\mu\text{S}/\text{cm}$; when the dose was at the amount of 1/200, the conductivity of chromium samples was about 1650 $\mu\text{S}/\text{cm}$ and the other metal samples were about 1150–1250 $\mu\text{S}/\text{cm}$; when the dose reached 1/100, the conductivity of chromium samples were at the amount of 2380 $\mu\text{S}/\text{cm}$ and the other metal samples were at about 1700–1900 $\mu\text{S}/\text{cm}$. Calcium polysulfide has the characteristic of high water solubility. The conductivity of groundwater rose up to about 2000 $\mu\text{S}/\text{cm}$ and it was expected that the groundwater could return to the background groundwater quality within a few months.

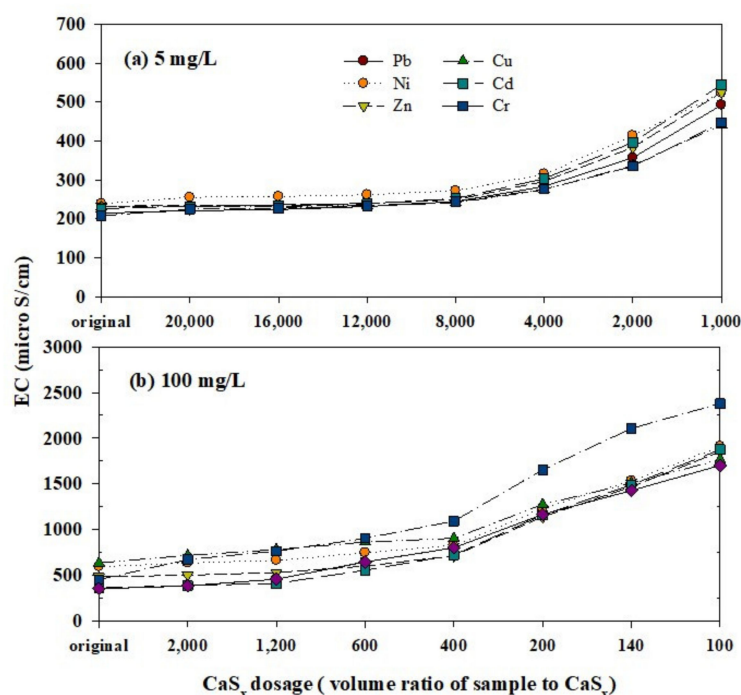


Figure 4. The variation in EC of various metal aqueous solutions when different dosages of calcium polysulfide were added, (a) for concentration of 5 mg/L, (b) for concentration of 100 mg/L.

3.2. The Removal Efficiency of Metals Lead, Nickel, Zinc, Copper, Cadmium, and Chromium in Groundwater by Calcium Polysulfide

Figure 5 shows the removal efficiency of various metal solutions with a concentration of 5 mg/L under different dosages of calcium polysulfide. The initial concentration of lead in the aqueous sample was about 5.0 mg/L. The calcium polysulfide dosage was at the range of 1/20,000–1/8000 (volume ratio of CaS_x to GW), while the removal efficiency of lead was not significant. When the calcium polysulfide dosage was about 1/4000, the lead concentration was 3.68 mg/L and the removal rate was at about 26.5%. When the dosage of calcium polysulfide increased to 1/2000, the concentration of lead was below the detection limit (0.0005 mg/L) and it was almost completely removed. The initial concentration of nickel in the groundwater sample was at about 4.8 mg/L and when the volume ratio of the groundwater sample to calcium polysulfide was at the range of 20,000–8000, the residual nickel concentration decreased significantly with the increase of the calcium polysulfide addition rate. When the CaS_x dosage was at the amount of 1/8000 (volume ratio of CaS_x to GW), the residual concentration of nickel was 1.38 mg/L and the removal rate was at about 71.4%. In addition, when the CaS_x dosage was at the amount of 1/4000 (volume ratio of CaS_x/GW), the residual concentration of nickel was lower than the detection limit (0.0009). The removal rate reached 100%, indicating that calcium polysulfide has good removal efficiency for nickel. However, when the dose of calcium polysulfide increased again, the volume ratio of calcium polysulfide to groundwater reached 1/1000. This made the concentration of nickel rise again, reaching a concentration of 3.7 mg/L. The removal efficiency of calcium polysulfide on zinc, copper, and cadmium was similar to that of nickel. As for zinc, when the dosage of calcium polysulfide was around 1/20,000 and 1/8000 (volume ratio of CaS_x/GW), the removal efficiency of zinc increased rapidly with the increase of the calcium polysulfide adding rate. When the dosage of calcium polysulfide was 1/8000, the residual zinc concentration was 0.057 mg/L and the removal rate was at about 98.8%. However, when the dose of calcium polysulfide continuously increased, more than 90% of the zinc concentration returned to the aqueous solution. The removal efficiency of copper with a concentration of 5 mg/L by calcium polysulfide was generally not good. The highest removal efficiency occurred when the dosage was at the amount of 1/8000

(volume ratio of CaS_x/GW). The residual concentration of copper was at about 2.8 mg/L. We could find that the removal efficiency was only about 45.3%. For cadmium, when the dosage of calcium polysulfide was relatively low, the removal efficiency of cadmium was great. When the dosage of calcium polysulfide was at the amount of 1/20,000 (volume ratio of CaS_x/GW), the removal rate of cadmium was 66.7%. Meanwhile, when the dosages was at the amount of 1/12,000, the removal rate could rise up to 91.1%. However, when the dosage of calcium polysulfide reached 1/8000, the concentration of cadmium was almost completely dissolved again. The removal efficiency of chromium increased regularly with the increase of the calcium polysulfide dosage. When the calcium polysulfide dosage reached the amount of 1/12,000 (volume ratio of CaS_x/GW), the chromium removal rate could reach more than 50%. When the dosage reached the amount of 1/4000, the chromium removal rate was nearly 100%. The removal of chromium was different from nickel, zinc, copper, and cadmium. The adding of excessive calcium polysulfide did not cause the aqueous chromium concentration to rebound.

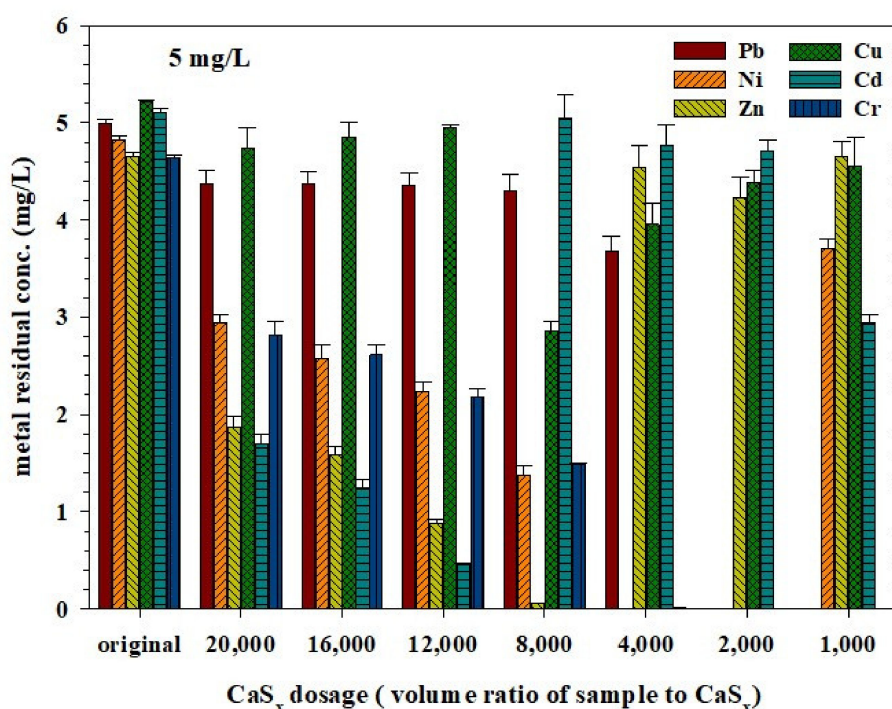


Figure 5. The removal efficiency of calcium polysulfide on various metals at low concentrations (5 mg/L).

Figure 6 shows the removal efficiency of calcium polysulfide on various metals at high concentrations (100 mg/L). As for lead, when the dose of calcium polysulfide was at the amount of 1/2000 (volume ratio of CaS_x to GW), the removal rate could reach 87.5%. When the dose was more than the amount of 1/1200, the residual concentration of lead was less than 0.01 mg/L, which means that the removal rate was almost 100%. As the dose of calcium polysulfide continuously increased, the lead concentration in the aqueous did not rebound. The removal efficiency of chromium increased steadily with the increase of the calcium polysulfide dosage. When the dose of calcium polysulfide was at the amount of 1/400 (volume ratio of CaS_x to GW), the chromium removal rate was at about 60%; when the dose was 1/200, the chromium removal rate was at about 87%; when the dose was at the amount of 1/140, the chromium removal rate was nearly 98%; and when the dose reached 1/100, the chromium removal rate could reach 100%.

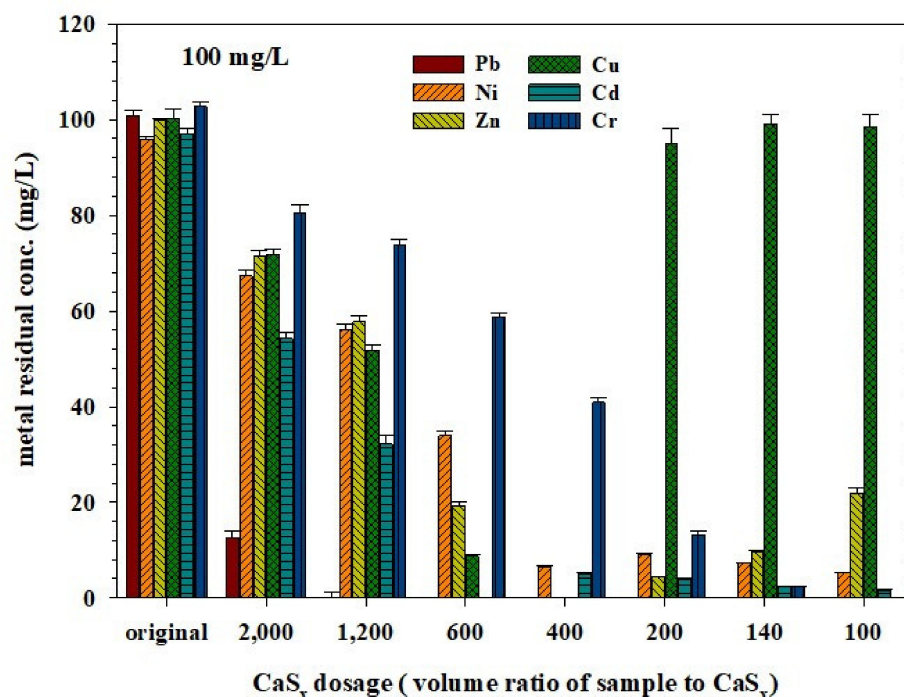


Figure 6. The removal efficiency of calcium polysulfide on various metals at high concentrations (100 mg/L).

When the dosage of calcium polysulfide was less than 1/400 (volume ratio of CaS_x to GW), the removal efficiency of nickel, zinc, copper, and cadmium was higher than that of chromium. When the dose of calcium polysulfide was at the amount of 1/400 (volume ratio of CaS_x/GW), the residual concentration of nickel in the aqueous was about 6.5 mg/L and the removal rate was at about 93.3%. However, as the dose of calcium polysulfide increased continuously, the residual concentration of nickel rose slightly, reaching a maximum concentration of 9.1 mg/L. Although the nickel concentration had rebounded, the removal rate could still reach more than 90%. Zinc also had a minimum residual concentration of 0.03 mg/L when the dosage of calcium polysulfide was at the amount of 1/400 (volume ratio of CaS_x/GW) and the removal rate was almost 100%. However, the zinc concentration continued to increase with the increase of the calcium polysulfide dose. When the calcium polysulfide dose was at the amount of 1/200, the zinc concentration was 4.35 mg/L; when the dose was at the amount of 1/100, the zinc concentration was 21.87 mg/L and the re-dissolution rate reached 21.9%. The situation of copper and zinc was similar. When calcium polysulfide was applied at a dosage of 1/400 (volume ratio of CaS_x/GW), the residual copper concentration in the solution was 0.223 mg/L, which was the lowest. That is, the removal rate was nearly 100%. However, the copper concentration rebounded quickly. When the calcium polysulfide dosage was increased to 1/200, about 95% of the copper was re-dissolved into the aqueous solution. The removal efficiency of calcium polysulfide to cadmium was higher than that of nickel, zinc, and copper. When the dosage of calcium polysulfide was at the amount of 1/600 (volume ratio of CaS_x/GW), the removal rate of cadmium was nearly 100%. Similarly, with the increase of the calcium polysulfide dosage, the concentration of cadmium in the aqueous solution also appeared to be re-dissolved and the rebounded concentration was about 1.65–5.025 mg/L.

Calcium polysulfide had a high removal efficiency for nickel, zinc, copper, and cadmium within an appropriate dosage range and its removal rate was higher than that of chromium. However, when the dosage exceeded the appropriate range, the four metals, which were nickel, zinc, copper, and cadmium, would be re-dissolved in aqueous solution. Lewis et al. [5,20] pointed out that the metal sulfide (MS) formed by the reaction of calcium polysulfide and metal may be with HS⁻ derived from calcium polysulfide in the solution,

which formed complexes such as $MS(HS)_n^{-n}$. Copper was taken as an example, the complexes that could be formed including $CuS(HS)_2^{-2}$, $CuS(HS)_3^{-3}$, $CuS(S_5)_2^{-3}$, $Cu(S_4)(S_5)^{-3}$, $CuS(S_5)^{-2}$, etc.

Here are the control standards for the four metals in groundwater in Taiwan. It is 1.0 mg/L for nickel; 0.05 mg/L for cadmium; 10 mg/L for copper; 50 mg/L for zinc; 0.5 mg/L for chromium; and 0.1 mg/L for lead. Although calcium polysulfide had a great removal efficiency for nickel, zinc, copper, and cadmium when an appropriate dosage range was applied, for soil and groundwater remediation, due to the heterogeneous characteristics of geology, it was very difficult to accurately deliver the appropriate dosage to the remediation location. It was usually necessary to add excessive amounts of chemicals to ensure that the required dosage was evenly reached. Therefore, in the application of calcium polysulfide in the in situ remediation of groundwater contaminated by nickel, zinc, copper, and cadmium, the re-dissolution concentration may exceed the groundwater control standards and fail to meet the groundwater remediation goals. After long-term monitoring of the precipitate formed by the reaction of calcium polysulfide with chromium and lead, the re-dissolution concentration was very low, notably much lower than the allowable concentration of groundwater. In this study, the precipitates were collected and analyzed by XRD. The chromium precipitate was mainly composed of chromium hydroxide and the lead precipitate was mainly composed of lead sulfide. It was inferred that the chemical reaction formulas of the two metals are Reaction Formula (1) and Reaction Formula (6), respectively.

4. Conclusions

Calcium polysulfide had a good stability and removal efficiency for lead-contaminated groundwater. For a concentration of 100 mg/L, the dose of calcium polysulfide was at the amount of 1/1200 (volume ratio of CaS_x to groundwater) and the removal rate of lead was almost 100%. The results showed that the stability of lead deposits was high and the potential for re-dissolution was low. It could be used as an in situ stabilization technology for lead-contaminated groundwater. Calcium polysulfide had a very good removal efficiency for nickel, zinc, copper, and cadmium in an appropriate dosage range. However, the range of appropriate doses was not wide. As for the in situ remediation of groundwater, it was quite difficult to accurately control the dosage of calcium polysulfide within this appropriate range. When the dosage of calcium polysulfide is insufficient or excessive, the residual concentration of metals may not meet the groundwater control standards. Since calcium polysulfide had a good removal efficiency for nickel, zinc, copper, and cadmium at an appropriate dose. This study recommends that calcium polysulfide could be combined with a pump-and-treat method applied to groundwater remediation.

Author Contributions: Conceptualization, C.-Y.H. and P.-C.C.; investigation, Y.-C.W. and X.-M.H.; writing-original draft, C.-Y.H. and P.-C.C.; writing-review and editing S.-F.C. and J.-H.C. All authors have read and agreed to the published version of the manuscript.

Funding: The funding for this study was subsidized by the Soil and Groundwater Pollution Remediation Fund of the Environmental Protection Agency of Taiwan's Executive Yuan. The title of the project is "Technique of apply polysulfide to remediate heavy metals-contaminated groundwater: applicable heavy metals, groundwater properties, operating parameters and immobility of derived species".

Institutional Review Board Statement: Not applicable.

Informed Consent Statement: Not applicable.

Data Availability Statement: The data presented in this study are available on request from the corresponding author. The data are not publicly available due to privacy.

Conflicts of Interest: The authors declare that they have no conflict of interest.

References

1. Evanko, C.R.; Dzombak, D.A. Remediation of metals-contaminated soils and groundwater. Ground-water Remediation Technologies Analysis Center, Technology Evaluation Report, 1997, TE-97-01. Available online: <https://clu-in.org/download/toolkit/metals.pdf> (accessed on 22 July 2021).
2. Fu, F.; Wang, Q. Removal of heavy metal ions from wastewaters: A review. *J. Environ. Manag.* **2011**, *92*, 407–418. [[CrossRef](#)] [[PubMed](#)]
3. Huisman, J.L.; Schouten, G.; Schultz, C. Biologically produced sulphide for purification of process streams, effluent treatment and recovery of metals in the metal and mining industry. *Hydrometallurgy* **2006**, *83*, 106–113. [[CrossRef](#)]
4. Soya, K.; Mihara, N.; Kuchar, D.; Khbota, M.; Matsuda, H.; Fukuta, T. Selective sulfidation of copper, zinc and nickel in plating wastewater using calcium sulfide. *Int. Sch. Sci. Res. Innov.* **2008**, *2*, 170–174.
5. Lewis, A.E. Review of metal sulphide precipitation. *Hydrometallurgy* **2010**, *104*, 222–234. [[CrossRef](#)]
6. Pohl, A. Removal of Heavy Metal Ions from Water and Wastewaters by Sulfur-Containing Precipitation Agents. *Water Air Soil Pollut.* **2020**, *231*, 1–17. [[CrossRef](#)]
7. Dahlawi, S.M.; Siddiqui, S. Calcium polysulphide, its applications and emerging risk of environmental pollution—A review article. *Environ. Sci. Pollut. Res.* **2017**, *24*, 92–102. [[CrossRef](#)] [[PubMed](#)]
8. Wazne, M.; Jagupilla, S.C.; Moon, D.H.; Christodoulatos, C.; Kim, M.-G. Assessment of calcium polysulfide for the remediation of hexavalent chromium in chromite ore processing residue (COPR). *J. Hazard. Mater.* **2007**, *143*, 620–628. [[CrossRef](#)] [[PubMed](#)]
9. Moon, D.H.; Wazne, M.; Jagupilla, S.C.; Christodoulatos, C.; Kim, M.-G.; Koutsospyros, A. Particle size and pH effects on remediation of chromite ore processing residue using calcium polysulfide (CaS₅). *Sci. Total Environ.* **2008**, *399*, 2–10. [[CrossRef](#)] [[PubMed](#)]
10. Chrysochoou, M.; Ferreira, D.R.; Johnston, C.P. Calcium polysulfide treatment of Cr(VI)-contaminated soil. *J. Hazard Mater.* **2010**, *179*, 650–657. [[CrossRef](#)] [[PubMed](#)]
11. Chrysochoou, M.; Ting, A. A kinetic study of Cr(VI) reduction by calcium polysulfide. *Sci. Total Environ.* **2011**, *409*, 4072–4077. [[CrossRef](#)] [[PubMed](#)]
12. Chrysochoou, M.; Johnston, C.P.; Dahal, G. A comparative evaluation of hexavalent chromium treatment in contaminated soil by calcium polysulfide and green-tea nanoscale zero-valent iron. *J. Hazard Mater.* **2012**, *201–202*, 33–42. [[CrossRef](#)] [[PubMed](#)]
13. Yahikozawa, K.; Aratani, T.; Ito, R.; Sudo, T.; Yano, T. Kinetic studies on the lime sulfureted solution (calcium polysulphide) process for the removal of heavy metals from wastewater. *Bull. Chem. Soc. Jap.* **1978**, *51*, 613–617. [[CrossRef](#)]
14. Pakzadeh, B.; Batista, J.R. Chromium removal from ion-exchange waste brines with calcium polysulfide. *Water Res.* **2011**, *45*, 3055–3064. [[CrossRef](#)] [[PubMed](#)]
15. Graham, M.C.; Farmer, J.G.; Anderson, P.; Paterson, E.; Hillier, S.; Lumsdon, D.G.; Bewley, R.J. Calcium polysulfide remediation of hexavalent chromium contamination from chromite ore processing residue. *Sci. Total Environ.* **2006**, *364*, 32–44. [[CrossRef](#)]
16. Chrysochoou, M.; Johnston, C.P. Polysulfide speciation and reactivity in chromate-contaminated soil. *J. Hazard Mater.* **2015**, *281*, 87–94. [[CrossRef](#)]
17. Maletić, S.P.; Watson, M.A.; Dahlawi, S.; Diplock, E.E.; Mardlin, D.; Paton, G.I. Deployment of Microbial Biosensors to Assess the Performance of Ameliorants in Metal-Contaminated Soils. *Water Air Soil Pollut.* **2015**, *226*, 1–13. [[CrossRef](#)]
18. Levchenko, L.M.; Galitskii, A.A.; Kosenko, V.V.; Sagidullin, A.K. Development of semi-industrial synthesis of calcium polysulfide solution and determination of the content of sulfide ions in solution. *Russ. J. Appl. Chem.* **2015**, *88*, 1403–1408. [[CrossRef](#)]
19. Gun, J.; Modestov, A.D.; Kamyshny, A.; Ryzkov, D.; Gitis, V.; Goifman, A.; Lev, O.; Hultsch, V.; Grischek, T.; Worch, E.; et al. Electrospray Ionization Mass Spectrometric Analysis of Aqueous Polysulfide Solutions. *Microchim. Acta* **2004**, *146*, 229–237. [[CrossRef](#)]
20. Lewis, A.; Hille, R.V. An exploration into the sulphide precipitation method and its effect on metal sulphide removal. *Hydrometallurgy* **2006**, *81*, 197–204. [[CrossRef](#)]