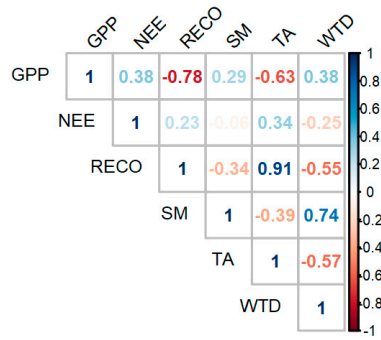
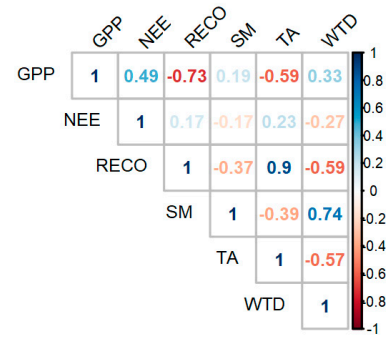


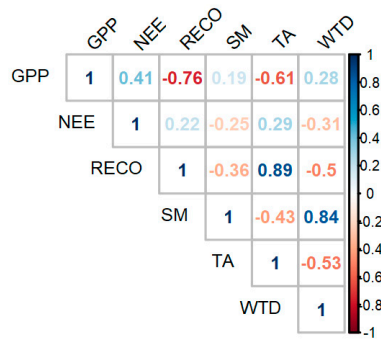
Supplementary Materials



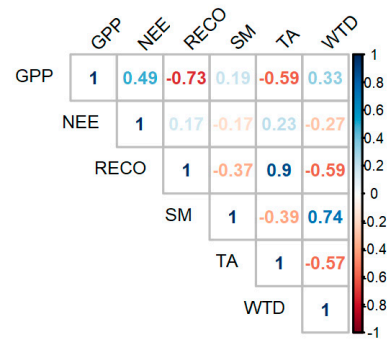
(a)



(b)

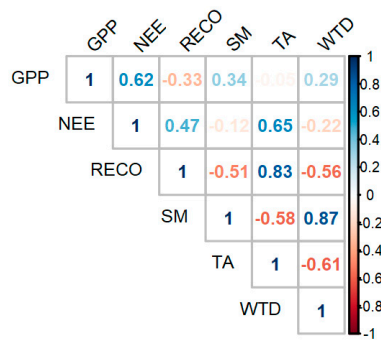


(c)

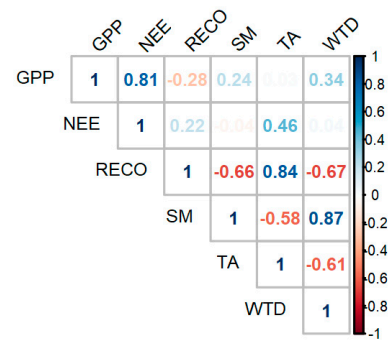


(d)

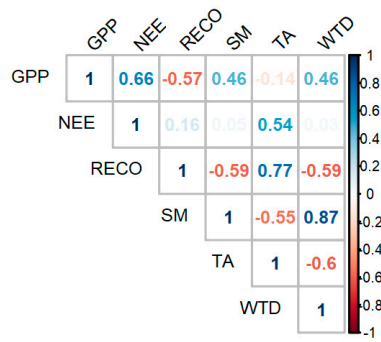
Figure S1. Spearman correlation matrix for daily values of GPP, Reco, NEE, soil moisture (SM), air temperature (TA) and water table depth (WTD) in 2021 for individual measurement plots: (a) HWL; (b) HWL_Si; (c) LWL; (d) LWL_Si.



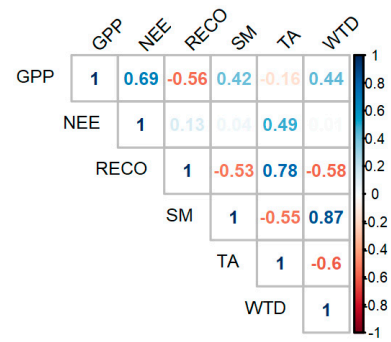
(a)



(b)



(c)



(d)

Figure S2. Spearman correlation matrix for daily values for daily values of GPP, Reco, NEE, soil moisture (SM), air temperature (TA) and water table depth (WTD) in 2022 for individual measurement plots: (a) HWL; (b) HWL_Si; (c) LWL; (d) LWL_Si.