

Supplementary Material

for

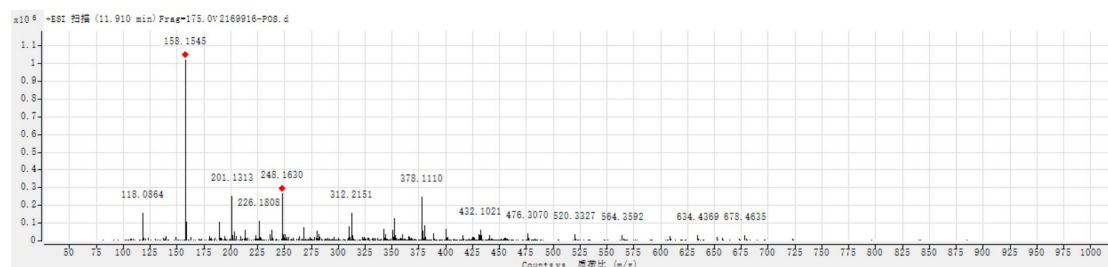
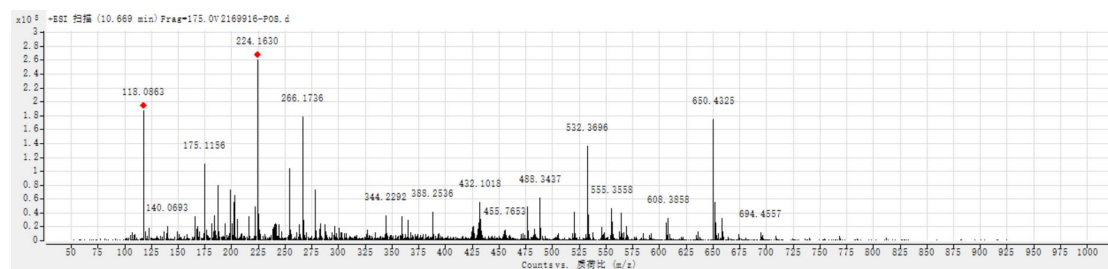
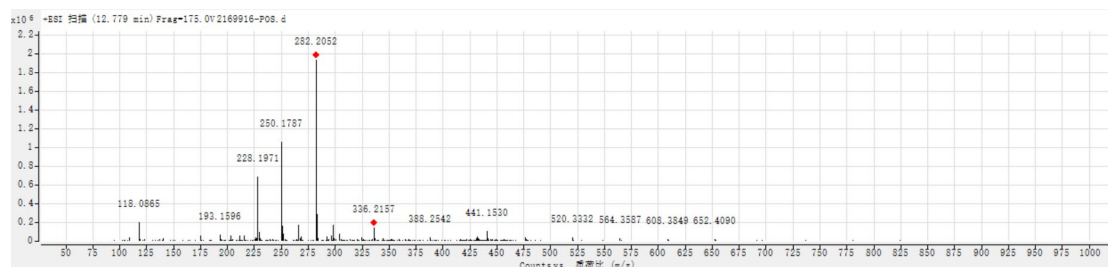
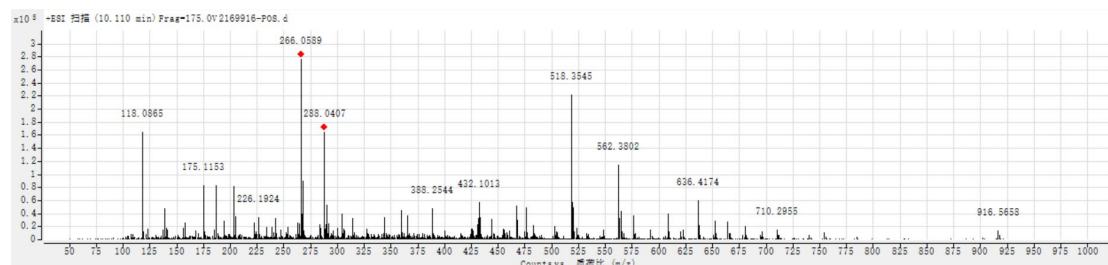
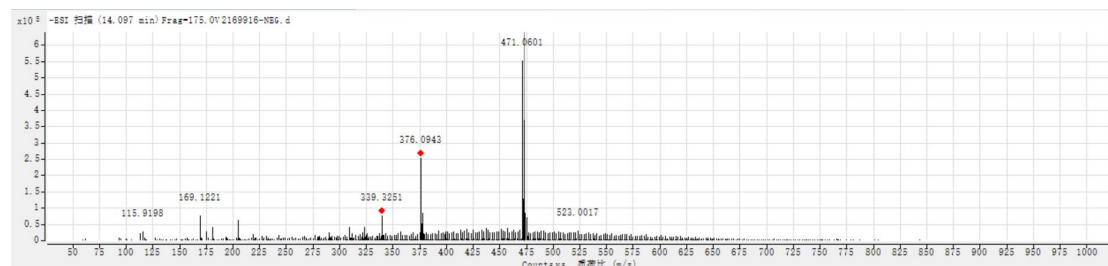
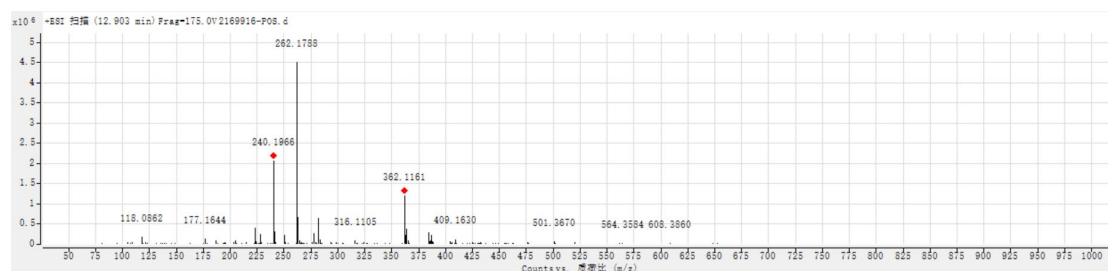
Electro-Assisted Fe³⁺/Persulfate System for the Degradation of Bezafibrate in Water: Kinetics, Degradation Mechanism, and Toxicity

Yu-qiong Gao *, Ke-xuan Li, Xiang-mei Zhong, Han Ning

School of Environment and Architecture, University of Shanghai for Science and
Technology, Shanghai 200093, China

*Corresponding author.

Email address: gaoyq@usst.edu.cn (Y.Q. Gao).



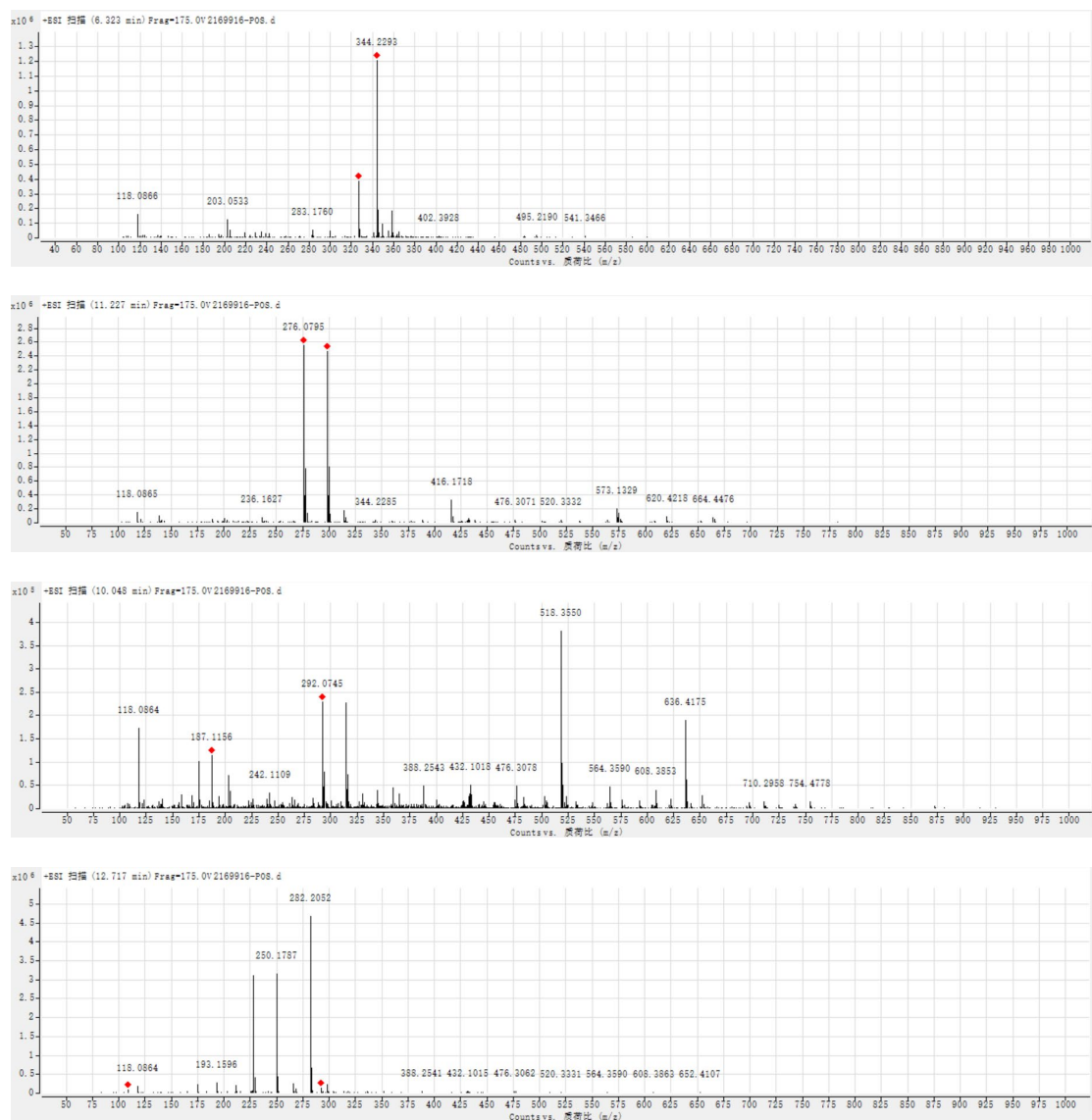


Figure S1. The MS² spectrum of BZF and its DPs.

Table S1. Acute and chronic toxicity of BZF and its degradation products.

Compounds	Acute Toxicity (mg/L)			Chronic Toxicity (ChV) (mg/L)		
	Fish (LC ₅₀)	Daphnid (LC ₅₀)	Green Algae (EC ₅₀)	Fish	Daphnid	Green Algae
BZF	17.6	12.2	4.87	0.618	4.62	8.40
DP1	79.3	53.0	77.7	9.4	8.16	29.3
DP2	290	163	115	28.0	15.3	29.3
DP3	1830	1050	815	181	105	219
DP4	108000	8430	16100	23000	458	3940
DP5	440	262	238	45.5	29.2	69.3
DP6	273	172	197	30.2	22.4	65.2
DP7	8.86	5.82	7.88	1.03	0.848	2.85
DP8	25.3	15.9	17.9	2.79	2.05	5.87
DP9	25.3	15.9	17.9	2.79	2.05	5.87