

## **SD questionnaire for Visual Perception of Campus Pedestrian Space**

### **Fundamental questions**

1. Gender [Single choice] \*

☐Male ☐Female

2. Your age [Single choice] \*

☐Under 18 years old ☐19-35 years old ☐36-59 years old ☐60 years old or older

### **Restorative State Scale**

\*Please answer the following questions based on your current walking space or the walking space you visit most often.

3. My mind is not invaded by stressful thoughts [Single choice] \*

Do not feel at all ☐1 ☐2 ☐3 ☐4 ☐5 Feel very strongly

4. I can take time out from a busy life [Single choice] \*

Do not feel at all ☐1 ☐2 ☐3 ☐4 ☐5 Feel very strongly

5. I can lose all sense of time [Single choice] \*

Do not feel at all ☐1 ☐2 ☐3 ☐4 ☐5 Feel very strongly

6. I am thinking about everything and nothing at the same time [Single choice] \*

Do not feel at all ☐1 ☐2 ☐3 ☐4 ☐5 Feel very strongly

7. I can make space to think about my problems [Single choice] \*

Do not feel at all ☐1 ☐2 ☐3 ☐4 ☐5 Feel very strongly

8. I can leave all my problems behind me [Single choice] \*

Do not feel at all ☐1 ☐2 ☐3 ☐4 ☐5 Feel very strongly

9. My mind just wanders in infinity [Single choice] \*

Do not feel at all ☐1 ☐2 ☐3 ☐4 ☐5 Feel very strongly

10. I can imagine myself as part of the larger cyclical process of living [Single choice] \*

Do not feel at all ☐1 ☐2 ☐3 ☐4 ☐5 Feel very strongly

11. I feel connected to the natural world [Single choice] \*

Do not feel at all ☐1 ☐2 ☐3 ☐4 ☐5 Feel very strongly

### **Spatial perception questions**

\*Please answer the following questions based on your current walking space or the walking space you visit most often.

12. What do you think of the height of the buildings around the space? [Single choice] \*

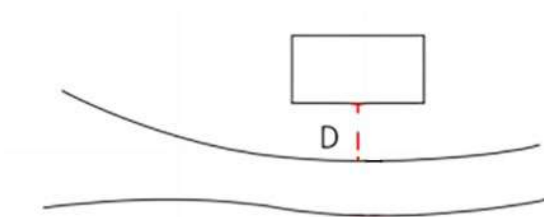
Very short ☐1 ☐2 ☐3 ☐4 ☐5 Very tall

13. What do you think of the difference in roof height of the buildings around the space? [single choice] \*



Very small ☐1 ☐2 ☐3 ☐4 ☐5 Very large

14. How do you think the distance between the buildings around the space and the road? [single choice] \*



Very near ☐1 ☐2 ☐3 ☐4 ☐5 Very far

15. How do you think the Angle between the surrounding buildings and the axis of the space? [single choice] \*



Very small ☐1 ☐2 ☐3 ☐4 ☐5 Very large

16. What color do you think of the buildings around the space? [single choice] \*

Very cold ☐1 ☐2 ☐3 ☐4 ☐5 Very warm

17. What do you think the color contrast of the space? [single choice] \*

Very low ☐1 ☐2 ☐3 ☐4 ☐5 Very high


18. What height (tall/short) do you think of the trees in the space? [single choice] \*

Very short ☐1 ☐2 ☐3 ☐4 ☐5 Very tall

19. How much area do you think of shrubs and lawns in your current vision? [Single choice] \*

Very little ☐1 ☐2 ☐3 ☐4 ☐5 Very much

20. What do you think the ground texture of the space? [Single choice] \*




Very sparse ☐1 ☐2 ☐3 ☐4 ☐5 Very dense

21. What do you think of the ground color of the space? [Single choice] \*

Very cold ☐1 ☐2 ☐3 ☐4 ☐5 Very warm

22. What do you think the sky openness in this space? [single choice] \*



Very small ☐1 ☐2 ☐3 ☐4 ☐5 Very large

23. What do you think of the material of the sculpture in this space (natural materials such as wood, stone/artificial materials such as steel, plastic, cement) [single choice] \*

Natural materials predominated ☐1 ☐2 ☐3 ☐4 ☐5 Artificial materials predominated