

Supplementary Materials

A Novel Tetravalent Bispecific Immune Cell Engager Activates Natural Killer Cells to Kill Cancer Cells Without Mediating Fratricide

+Ge Yang¹, +Shahryar Khoshtinat Nikkhoi¹, Hajar Owji¹, Geng Li¹, Mohammad Massumi¹, Jessica Cervelli², Venu Gopal Vandavasi³, and *Arash Hatefi^{1,4}

¹Department of Pharmaceutics, Rutgers University, Piscataway, NJ 08854, USA

²Environmental and Occupational Health Science Institute, Flow Cytometry Core Facility, Rutgers University, Piscataway NJ 08854, USA

³Department of Chemistry, Biophysics Core Facility, Princeton University, Princeton, NJ, 08544, USA

⁴Cancer Pharmacology Program, Cancer Institute of New Jersey, New Brunswick, NJ 08901, USA

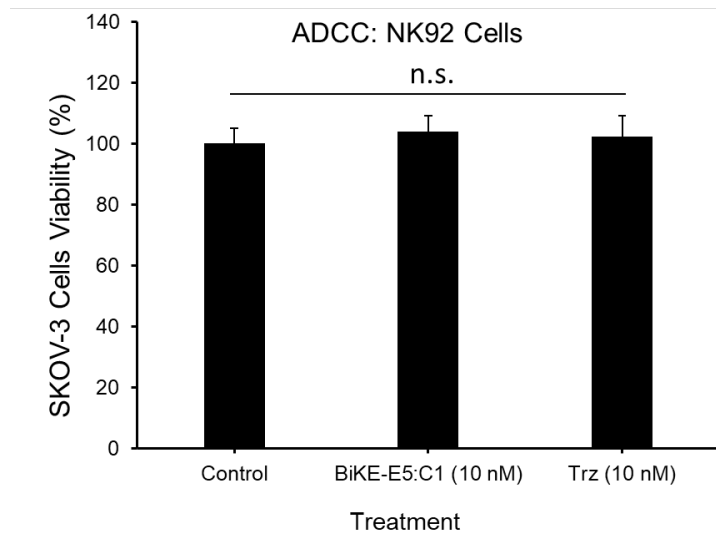


Figure S1: ADCC assay using NK92 as effector cells and SKOV-3 as target cells at E:T ratio of 4. BiKE-E5:C1 and trastuzumab (Trz) were used at 10 nM concentration. n.s.: not significant, t-test, $p>0.05$.

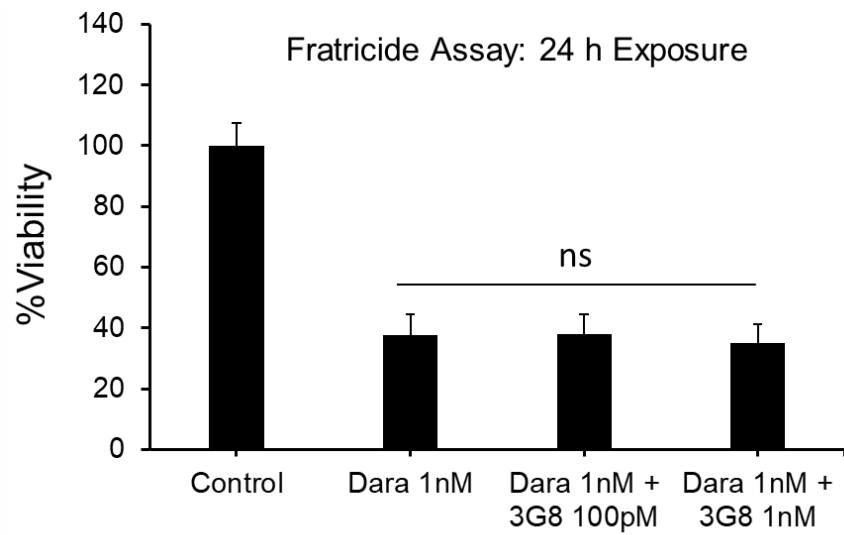


Figure S2: Fratricide assay using daratumumab alone or in combination with 3G8 or Fc blocker at different concentrations (24 h incubation time).

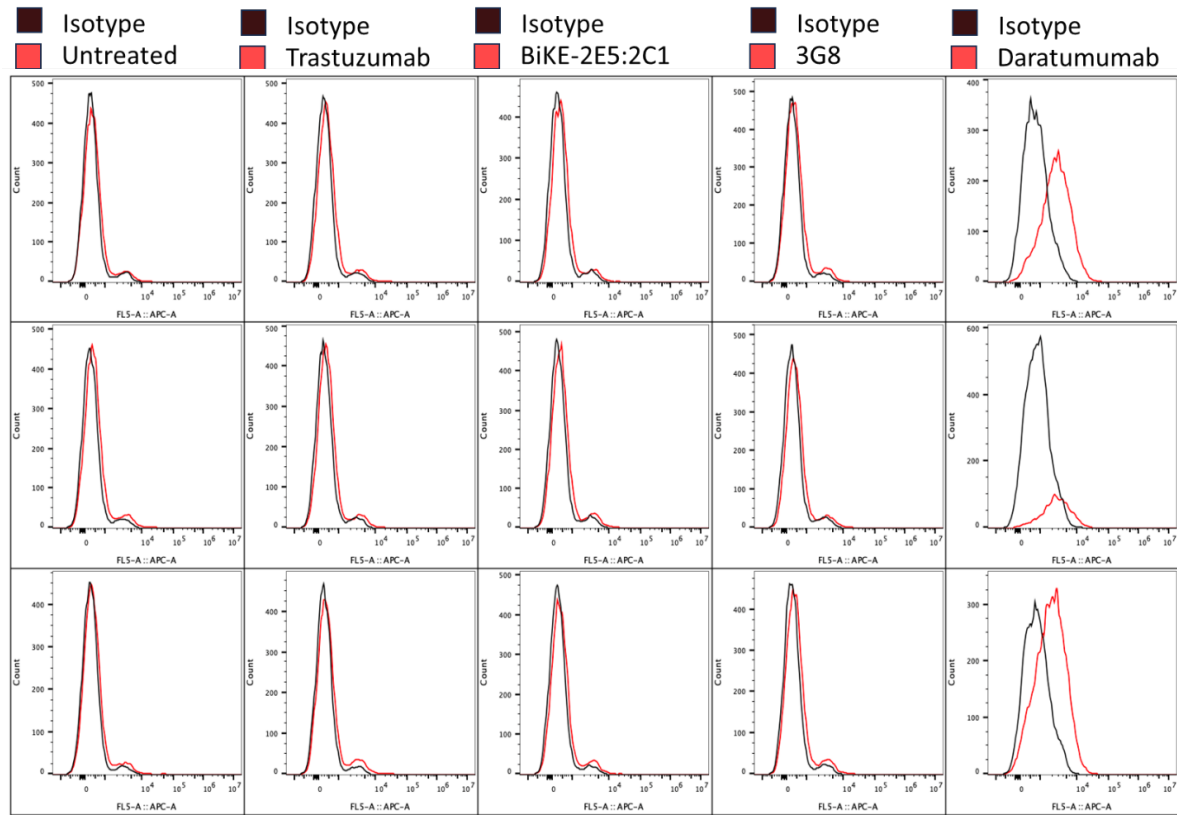


Figure S3: Flow cytometry data for degranulation of laNK92 cells after incubation with antibodies.