

Article

Similarities in Multiparticle Production Processes in pp Collisions as Imprints of Nonextensive Statistics

Maciej Rybczyński *  and Zbigniew Włodarczyk 

Institute of Physics, Jan Kochanowski University, 25-406 Kielce, Poland; zbigniew.wlodarczyk@ujk.edu.pl

* Correspondence: maciej.rybczynski@ujk.edu.pl

Received: 15 July 2020; Accepted: 5 August 2020; Published: 10 August 2020



Abstract: The transverse momentum p_T spectra of both hadrons and jets produced in pp collisions at beam energies from hundreds GeV to a few TeV exhibit power-law behavior of $1/p_T^n$ at high p_T , with similar power indices n . The respective nonextensivity parameters for transverse momenta distributions and the global nonextensivity parameter obtained from multiplicities are compared. In particular, data on kaon to pion (charged particles) multiplicity ratio are analyzed, assuming that the reaction occurs in some nonextensive environment. The values of the corresponding nonextensivity parameters were found to be similar, strongly indicating the existence of a common mechanism behind all these observables.

Keywords: pp collisions; multiparticle production; nonextensive statistics

For some time now it is known that transverse momentum spectra of different kinds measured in multiparticle production processes can be described by a quasi power-law formula (Throughout the whole article a natural units (Boltzmann constant and speed of light) are used by setting its values to unity. Because data, which we discuss, are presented at midrapidity (i.e., for $\eta \sim 0$) and for large transverse momenta, $p_T \gg m$, the energy E , transverse energy E_T and transverse mass $m_T = \sqrt{m^2 + p_T^2}$ is roughly equal to its transverse momentum p_T , which we shall use in what follows.)

$$h(p_T) = C \left(1 + \frac{p_T}{nT}\right)^{-n}. \quad (1)$$

For large values of transverse momenta, $p_T \gg nT$, Equation (1) becomes scale free (independent of T) power distribution, $1/p_T^n$. This was first proposed in [1,2] as the simplest formula extrapolating exponential behavior observed for low p_T to power behavior at large p_T . At present it is known as the QCD-inspired Hagedorn formula [3,4]. This distribution is usually interpreted in terms of the statistical model of particle production, employing the Tsallis non-extensive statistics [5–7], with $n = 1/(q - 1)$. In this case q is known as a parameter of nonextensivity.

Distribution (1) and its numerous modifications, nowadays, have been successfully used for a description of multiparticle production processes in a wide range of incident energy (from a few GeV up to a few of TeV) and in broad range of transverse momenta (see, for example, reviews [8–10]). The most recent applications of this approach come from the STAR and PHENIX Collaborations at RHIC [11,12] and from CMS [13,14], ALICE [15,16] and ATLAS [17] Collaborations at LHC (see also a recent compilations [18,19]). In particular, it turned out that it successfully describes a transverse momenta of charged particles measured by the LHC experiments, the flux of which changes by over 14 orders of magnitude [20–23].

It is now empirically well-documented that transverse spectra of both hadrons and jets exhibit a power-law behavior of $1/p_T^n$ at high p_T . This observation (usually interpreted in terms of non-extensive Tsallis statistics) meets difficulty. Whereas in [21,22] it has been advocated that the power indices n for hadrons are systematically greater than those for jets, in [24,25] the values of

corresponding power indices were found to be similar, strongly indicating the existence of a common mechanism behind all of these processes.

The experimental distributions of transverse momenta

$$f(p_T) = \frac{d^2\sigma}{p_T dp_T d\eta} \quad (2)$$

for hadrons are usually fitted directly by Tsallis distribution (1). For jets we observe deviation from the power-law at tail of distribution which is caused by kinematical constrains [25].

Recently, QCD-based formula was proposed in the form [20–23]

$$h''(p_T) = C'' \left(1 + \frac{p_T^2}{p_{T0}^2}\right)^{-n/2} \alpha_S^2(p_T) g''(p_T), \quad (3)$$

where a running coupling constant

$$\alpha_S(p_T) = \frac{12\pi}{27 \ln[10 + (p_T/0.25)^2]} \quad (4)$$

and a dumping factor

$$g''(p_T) = \frac{(1 - 2p_T/\sqrt{s})^{13}}{(1 - p_T/\sqrt{s})^{1/2}} \quad (5)$$

which nicely accommodate data on the tail of distribution. Experimental data interpreted in terms of QCD-based formula (3) leads to conclusion that the power indices for jets ($n \simeq 4-5$) are systematically smaller than those for hadrons ($n \simeq 6-10$). It should be noticed that the parameter n appearing in equation (5) is not exactly the slope parameter of transverse spectra. In fact, the differences in power indices (if really exist) are much smaller. For example, at center of mass energy of two colliding protons, $\sqrt{s} = 7$ TeV we have $\Delta n = n_{hadron} - n_{jet} = 6.6 - 5.4 = 1.2$. A part of this difference ($\Delta n \simeq 0.5$) comes from the factor $\alpha_S^2(p_T)$. The other part of differences comes from the fitting procedure using quasi-power distribution with damping factor $g''(p_T)$. Such inkling comes from the fact that whereas for hadrons n decrease with energy, the one for jets is constant or even increase with energy (for lower energies we are closer to kinematical limit and fluxes of jets for $p_T/\sqrt{s} = const$ are higher).

In Ref. [25], jets observed at midrapidity and in a narrow jet cone defined by $R = \sqrt{\Delta\eta^2 + \Delta\phi^2}$ (where $\Delta\phi$ and $\Delta\eta$ are, respectively, the azimuthal angle and the pseudorapidity of hadrons relative to that of the jet) have been examined (where data on $p + \bar{p}$ and $p + p$ interactions, covering a wide energy range from 0.54 TeV up to 7 TeV, obtained by CMS [26], CDF II [27], D0 [28] and UA2 [29] experiments was used for the analysis).

Transverse momentum spectra of jets, spanning over 12 orders of magnitude in the observed cross sections, can be successfully described by the conditional Tsallis distribution

$$h'(p_T) = h(p_T|U) = C' \left(1 + \frac{p_T}{nT}\right)^{-n} g'(p_T), \quad (6)$$

where

$$g'(p_T) = \left(\frac{U - p_T}{U}\right)^{\nu-1} \left(1 - \frac{p_T}{nT + U}\right)^{2-\nu-n} \quad (7)$$

and U denotes the available energy for particle production with ν degrees of freedom. For large energy ($U \gg p_T$) and large number of degrees of freedom ($\nu \gg 1$), the conditional probability distribution (6) reduces to the single particle distribution given by Equation (1).

Spectra exhibit a power-law behavior of $1/p_T^n$ for which $n \approx 7-8$ ($n \approx 8$ at $\sqrt{s} = 8.00$ GeV and decrease with energy, $n = 8(\sqrt{s}/800)^{-0.064}$). Of course many other parameterizations are possible in the limited interval of energy (0.5 TeV–7 TeV). For example $n = 4 + 10(\sqrt{s})^{-0.137}$ for jets and

$n = 4 + 15.6(\sqrt{s})^{-0.2}$ for charged particles. However, all parameterizations lead to a conclusion that $n_{jet} \simeq n_{hadron}$ at TeV energies (1.2 TeV–1.4 TeV).

Comparison of power indices n for jets with those for charged particles produced in minimum bias collisions is shown in Figure 1. The values of the corresponding power indices are similar, indicating the existence of a common mechanism behind these processes [24]. The suggestion that power indices for jets are almost 2 times smaller than those for hadrons [21,22] comes mainly from a different parameterization of hadrons and jets spectra (not a simple Tsallis distribution) and corresponding distributions are very similar at the high p_T limit, see Figure 2.

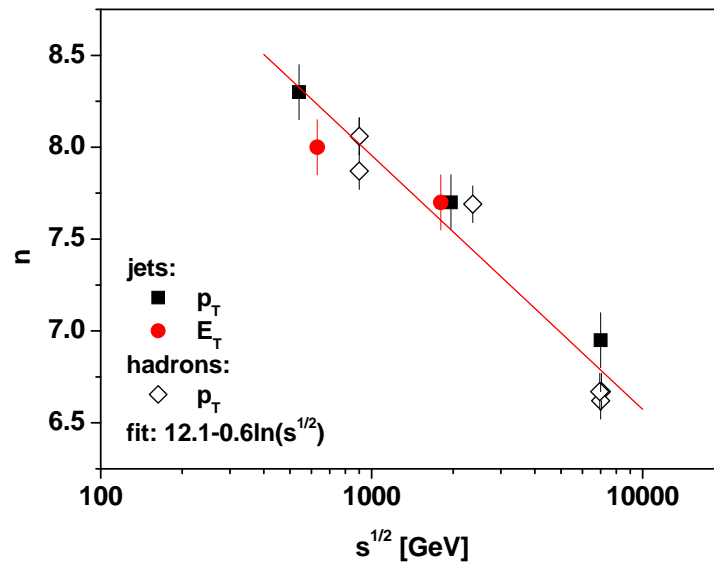


Figure 1. The slope parameters n extracted from the fits by Equation (1) to the transverse spectra of jets [24] (full symbols) in comparison with the slope parameters for distributions of charged particles [22] (open symbols).

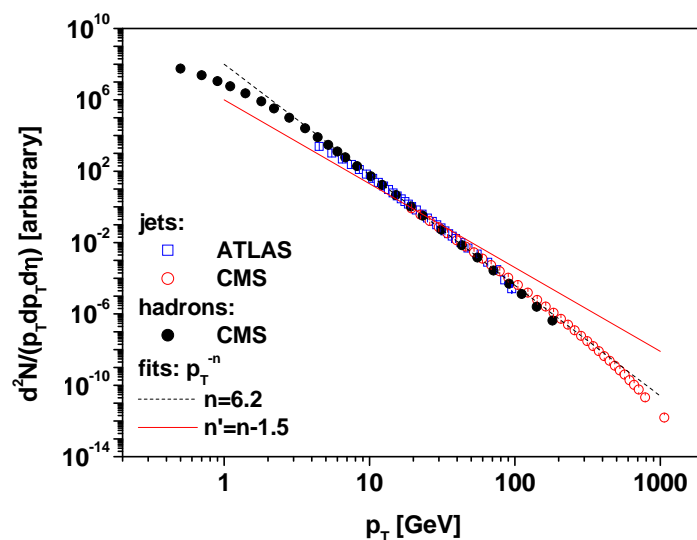


Figure 2. Transverse spectra for jets [17,26] (full symbol) in comparison with spectra for hadrons [13,14] (open symbols) stemming from proton-proton collisions at $\sqrt{s} = 7$ TeV (with arbitrary normalization at $p_T = 20$ GeV). Full and dashed line show power dependencies with slope parameters n to be different by $\Delta n = 1.5$.

Experimental studies of kaon to pion multiplicity ratio in pp collisions have been reported by different measurements [30]. The experimental data on the K/π ratio available for rather broad energy range show that it increases with \sqrt{s} [30,31]. It seems natural to present it in a pure statistical phenomenological approach as a ratio of two Boltzmann–Gibbs (B-G) exponential factors

$$\left(\frac{K}{\pi}\right)_{B-G} = \frac{\exp\left(-\frac{m_K}{T}\right)}{\exp\left(-\frac{m_\pi}{T}\right)}, \quad (8)$$

where m_K and m_π are masses of charged kaon and charged pion, respectively. Observed energy dependence of K/π ratio indicates that dynamical input is needed [30]. The non-extensive Tsallis statistics offers very economical way to account for the energy dependence of the experimentally observed $(K/\pi)_{exp}$ ratio (We assumed that K/π energy dependence comes from $q(s)$ dependence). Nonextensivity parameter roughly increase with energy as $q - 1 = 0.02 \ln(\sqrt{s}/10)$ and nicely correspond with numerically evaluated energy dependence of $K/\pi = 0.075 + 0.009 \ln(\sqrt{s}/10) = 0.075 + 0.45(q - 1)$. On the other hand temperature parameter T (hardly estimated experimentally) is a function of the chemical potential μ at fixed value of q [32] (we assumed $\mu = 0$ and $T = m_\pi$). In such approach we have

$$\left(\frac{K}{\pi}\right)_q = \frac{[1 + (q - 1) \frac{m_K}{T}]^{\frac{1}{1-q}}}{[1 + (q - 1) \frac{m_\pi}{T}]^{\frac{1}{1-q}}}. \quad (9)$$

Due to the fact that the values of q deduced from data remain close to unity, for quick estimations one can always use some approximate formulas obtained by expanding in $q - 1$ and keeping only linear terms. In our case Equation (9) is approximated by

$$\left(\frac{K}{\pi}\right)_q \simeq \left(\frac{K}{\pi}\right)_{B-G} \left[1 + \frac{1}{2} (q - 1) \left(\frac{m_K^2 - m_\pi^2}{T^2}\right)\right]. \quad (10)$$

Identifying $(K/\pi)_q = (K/\pi)_{exp}$ we get, approximately,

$$q \simeq 1 + \frac{\left(\frac{K}{\pi}\right)_{exp} - \left(\frac{K}{\pi}\right)_{B-G}}{\left(\frac{K}{\pi}\right)_{B-G} \left(\frac{m_K^2 - m_\pi^2}{T^2}\right)}. \quad (11)$$

In Figure 3 we show values of $q - 1$ deduced from $(K/\pi)_{exp}$ and compared to those obtained from the p_T distributions and compiled in [33] and to those obtained from the multiplicity N distributions $P(N)$ [34,35]. In this case we use the fact that measured $P(N)$ are of the Negative Binomial (NBD) form (The single NBD is usually the first choice of $P(N)$ in fitting experimental data. With growing energy and number of produced particles, the NBD deviates from data and is usually replaced by combinations of two, three or multicomponent NBDs [36,37].) for which parameter k depends on the moments $\langle N \rangle$ and $Var(N)$,

$$\frac{1}{k} = \frac{Var(N)}{\langle N \rangle^2} - \frac{1}{\langle N \rangle}. \quad (12)$$

On the other hand, as shown in [38] the fact that $P(N)$ is of the NBD type can be related to that the nonextensivity of the production process characterized by nonextensivity parameter $q - 1 = 1/k$.

Actually, assuming that fluctuations of energy U of the system are entirely given by its thermal part [39], i.e., $\omega_U = \omega_T$, where $\omega_X^2 = Var(X)/\langle X \rangle^2$ one gets in this case

$$q - 1 = \frac{1}{3k}. \quad (13)$$

The values of q obtained from Equation (13) are plotted in Figure 3.

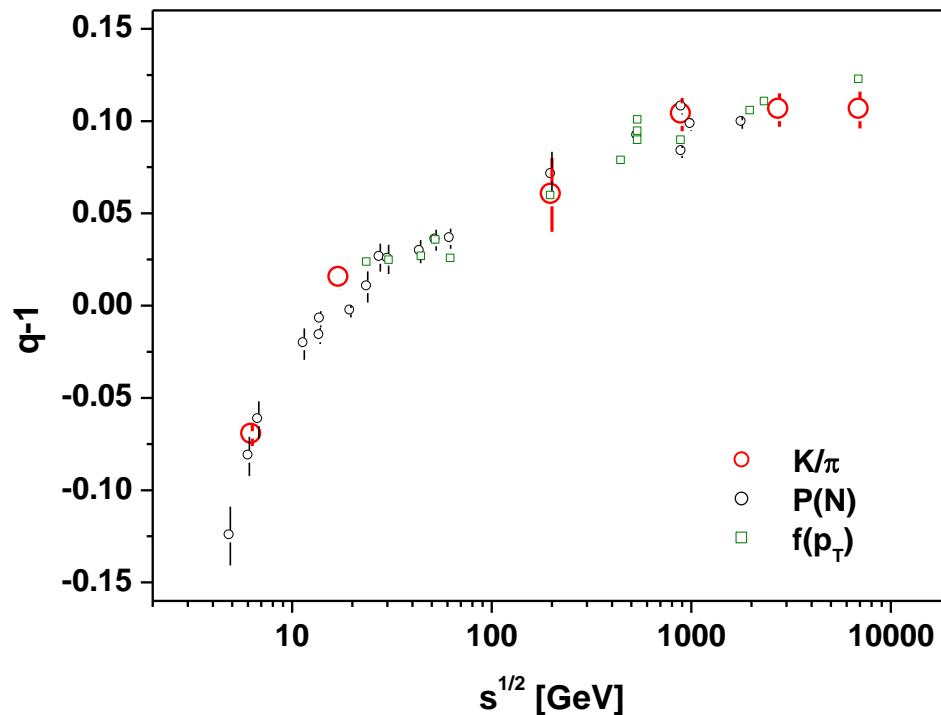


Figure 3. Energy dependence of $q - 1$ deduced from data on $(K/\pi)_{exp}$ ratio (charged particles) compared with values obtained from transverse momenta distributions, $f(p_T)$ [33] and from the non-diffractive samples of the multiplicity distributions $P(N)$ [34,35] of the negative binomial form.

The results presented here can be summarized in the following way:

- (i) A Tsallis distribution successfully describes inclusive p_T distributions of particles as well as jets produced in pp interactions. The nonextensivity parameter in the case of jets, $q = 1.14$, is comparable to $q = 1.15$ describing inclusive distributions of transverse momenta of particles at the same energy 7 TeV.
- (ii) The values of q obtained in this case are roughly the same as those obtained from an analyzes of multiplicity distributions. In particular correspond to q values evaluated from K/π ratio as shown in Figure 3.
- (iii) One observes a similarity of the corresponding nonextensivity parameters of multiplicity distributions $P(N)$ and transverse momentum distributions $f(p_T)$ in multiparticle production processes. Being confirmed, this strengthens the nonextensive Tsallis approach.

Author Contributions: Conceptualization, M.R. and Z.W.; methodology, M.R. and Z.W.; software, M.R. and Z.W. All authors have read and agreed to the published version of the manuscript.

Funding: M.R. was supported by the Polish National Science Centre (NCN) grant 2016/23/B/ST2/00692.

Conflicts of Interest: The authors declare no conflict of interest.

References

1. Michael, C.; Vanryckeghem, L. Consequences of Momentum Conservation for Particle Production at Large Transverse Momentum. *J. Phys. G* **1977**, *3*, L151. [[CrossRef](#)]
2. Michael, C. Large Transverse Momentum and Large Mass Production in Hadronic Interactions. *Prog. Part Nucl. Phys.* **1979**, *2*, 1. [[CrossRef](#)]
3. Arnison, G.; Astbury, A.; Aubert, B.; Bacci, C.; Bernabei, R.; Bezaguet, A.; Bock, R.; Bowcock, T. J.V.; Calvetti, M.; Carroll, T.; et al. Transverse momentum spectra for charged particles at the CERN proton-antiproton collider. *Phys. Lett. B* **1982**, *118*, 167. [[CrossRef](#)]
4. Hagedorn, R. Multiplicities, p_T Distributions and the Expected Hadron \rightarrow Quark - Gluon Phase Transition. *Riv. Nuovo Cimento.* **1983**, *6*, 1. [[CrossRef](#)]

5. Tsallis, C. Possible Generalization of Boltzmann-Gibbs Statistics. *Stat. Phys.* **1988**, *52*, 479. [[CrossRef](#)]
6. Tsallis, C. Nonadditive entropy: The Concept and its use. *Eur. Phys. J. A* **2009**, *40*, 257. [[CrossRef](#)]
7. Tsallis, C. *Introduction to Nonextensive Statistical Mechanics*; Springer: Berlin/Heidelberg, Germany 2009.
8. Wilk, G.; Włodarczyk, Z. Power laws in elementary and heavy-ion collisions: A Story of fluctuations and nonextensivity? *Eur. Phys. J. A* **2009**, *40*, 299. [[CrossRef](#)]
9. Wilk, G.; Włodarczyk, Z. The Imprints of superstatistics in multiparticle production processes. *Cent. Eur. J. Phys.* **2012**, *10*, 568. [[CrossRef](#)]
10. Wilk, G.; Włodarczyk, Z. Consequences of temperature fluctuations in observables measured in high energy collisions. *Eur. Phys. J. A* **2012**, *48*, 161. [[CrossRef](#)]
11. Adams, J.; Aggarwal, M.M.; Ahammed, Z.; Amonett, J.; Anderson, B.D.; Arkhipkin, D.; Averichev, G.S.; Badyal, S.K.; Bai, Y.; Balewski, J.; et al. Strange particle production in $p + p$ collisions at root $s = 200$ GeV. *Phys. Rev. C* **2007**, *75*, 064901.
12. Adare, A.; Afanasiev, S.; Aidala, C.; Ajitanand, N.N.; Akiba, Y.; Al-Bataineh, H.; Alexander, J.; Aoki, K.; Aphecetche, L.; Armendariz, R.; et al. Measurement of neutral mesons in $p + p$ collisions at $\sqrt{s} = 200$ GeV and scaling properties of hadron production. *Phys. Rev. D* **2011**, *83*, 052004. [[CrossRef](#)]
13. Khachatryan, V.; Sirunyan, A.M.; Tumasyan, A.; Adam, W.; Bergauer, T.; Dragicevic, M.; Ero, J.; Friedl, M.; Fruhwirth, R.; Ghete, V.M.; et al. Observation of long-range, near-side angular correlations in proton-proton collisions at the LHC. *JHEP* **2010**, *2*, 41. [[CrossRef](#)]
14. Khachatryan, V.; Sirunyan, A. M.; Tumasyan, A.; Adam, W.; Bergauer, T.; Dragicevic, M.; Ero, J.; Fabjan, C.; Friedl, M.; Fruhwirth, R.; et al. Transverse-Momentum and Pseudorapidity Distributions of Charged Hadrons in pp Collisions at $s = 7$ TeV. *Phys. Rev. Lett.* **2010**, *105*, 022002. [[CrossRef](#)]
15. Aamodt, K.; Abel, N.; Abeysekara, U.; Abrahantes Quintana, A.; Abramyan, A.; Adamova, D.; Aggarwal, M.M.; Aglieri Rinella, G.; Agocs, A.G.; Aguilar Salazar, S.; et al. Transverse momentum spectra of charged particles in proton-proton collisions at $s\sqrt{=} = 900$ GeV with ALICE at the LHC. *Phys. Lett. B* **2010**, *693*, 53. [[CrossRef](#)]
16. Aamodt, K.; Abrahantes Quintana, A.; Adamova, D.; Adare, A.M.; Aggarwal, M.M.; Aglieri Rinella, G.; Agocs, A.G.; Aguilar Salazar, S.; Ahammed, Z.; Ahmad, N.; et al. Strange particle production in proton-proton collisions at $s\sqrt{=} = 0.9$ TeV with ALICE at the LHC. *Eur. Phys. J. C* **2011**, *71*, 1594–1655. [[CrossRef](#)]
17. Aad, G.; Abat, E.; Abdallah, J.; Abdelalim, A.A.; Abdesselam, A.; Abdinov, O.; Abi, B.A.; Abolins, M.; Abramowicz, H.; Acerbi, E.; et al. Charged-particle multiplicities in pp interactions measured with the ATLAS detector at the LHC. *New J. Phys.* **2011**, *13*, 053033. [[CrossRef](#)]
18. Shao, M.; Yi, L.; Tang, Z.; Chen, H.; Li, G.; Xu, Z. Examine the species and beam-energy dependence of particle spectra using Tsallis Statistics. *J. Phys. G* **2010**, *37*, 085104. [[CrossRef](#)]
19. Cleymans, J.; Worku, D. The Tsallis Distribution in Proton-Proton Collisions at $\text{sqrt}(s)= 0.9$ TeV at the LHC. *J. Phys. G* **2012**, *39*, 025006. [[CrossRef](#)]
20. Wong, C.Y.; Wilk, G. Tsallis Fits to p_t Spectra for pp Collisions at LHC. *Acta Phys. Pol. B* **2012**, *43*, 2047. [[CrossRef](#)]
21. Wong, C.Y.; Wilk, G. Tsallis fits to p_T spectra and multiple hard scattering in pp collisions at the LHC. *Phys. Rev. D* **2013**, *87*, 114007. [[CrossRef](#)]
22. Wong, C.-Y.; Wilk, G.; Cirto, L.J.L.; Tsallis, C. From QCD-based hard-scattering to nonextensive statistical mechanical descriptions of transverse momentum spectra in high-energy p p and p antip collisions. *Phys. Rev. D* **2015**, *91*, 114027. [[CrossRef](#)]
23. Cirto, L.J.L.; Tsallis, C.; Wong, C.-Y.; Wilk, G. Possible Implication of a Single Nonextensive p_T Distribution for Hadron Production in High-Energy pp Collisions. *Eur. Phys. J. Web Conf.* **2015**, *90*, 04002.
24. Wilk, G.; Włodarczyk, Z. Self-similarity in jet events following from pp collisions at LHC. *Phys. Lett. B* **2013**, *727*, 163. [[CrossRef](#)]
25. Rybczyński, M.; Włodarczyk, Z. Imprints of energy limitation in transverse momentum distributions of jets. *Eur. Phys. J. A* **2015**, *51*, 80. [[CrossRef](#)]
26. Chatrchyan, S.; Khachatryan, V.; Sirunyan, A.M.; Tumasyan, A.; Adam, W.; Bergauer, T.; Dragicevic, M.; Ero, J.; Fabjan, C.; Friedl, M.; et al. Measurement of the Inclusive Jet Cross Section in pp Collisions at $\sqrt{s} = 7$ TeV. *Phys. Rev. Lett.* **2011**, *107*, 132001. [[CrossRef](#)]

27. Aaltonen, T.; Adelman, J.; Akimoto, T.; Albrow, M.G.; Alvarez Gonzalez, B.; Amerio, S.; Amidei, D.; Anastassov, A.; Annovi, A.; Antos, J.; et al. Measurement of the Inclusive Jet Cross Section at the Fermilab Tevatron p anti-p Collider Using a Cone-Based Jet Algorithm. *Phys. Rev. D* **2008**, *78*, 052006. [[CrossRef](#)]
28. Abbott, B.; Abdesselam, A.; Abolins, M.; Abramov, V.; Acharya, B.S.; Adams, D.L.; Adams, M.; Alves, G.A.; Amos, N.; Anderson, E.W.; et al. Quasi-model-independent search for new physics at large transverse momentum. *Phys. Rev. D* **2001**, *64*, 032003. [[CrossRef](#)]
29. Bagnaia, P.; Banner, M.; Battiston, R.; Bloch, P.; Borer, K.; Borghini, M.; Burger, J.; Chollet, J.-C.; Clark, A.G.; Conta, C.; et al. Measurement of Very Large Transverse Momentum Jet Production at the CERN anti-p p Collider. *Phys. Lett. B* **1984**, *138*, 430. [[CrossRef](#)]
30. Bhattacharyya, S.; Haiduc, M.; Neagu, A.T.; Firu, E. A Comparative Study of K^\pm/π^\pm Ratio in Proton-Proton Collisions at Different Energies: Experimental Results versus Model Simulation. *Adv. High Energy Phys.* **2018**, *2018*, 6307205. [[CrossRef](#)]
31. Adam, J.; Adamova, D.; Aggarwal, M.M.; Aglieri Rinella, G.; Agnello, M.; Agrawal, N.; Ahammed, Z.; Ahmed, I.; Ahn, S.U.; Aimo, I.; et al. Measurement of pion, kaon and proton production in proton-proton collisions at $\sqrt{s} = 7$ TeV. *Eur. Phys. J. C* **2015**, *75*, 226. doi:10.1140/epjc/s10052-015-3422-9. [[CrossRef](#)]
32. Cleymans, J.; Lykasov, G.I.; Parvan, A.S.; Sorin, A.S.; Teryaev, O.V.; Worku, D. Systematic properties of the Tsallis Distribution: Energy Dependence of Parameters in High-Energy p-p Collisions. *Phys. Lett. B* **2013**, *723*, 351–354. [[CrossRef](#)]
33. Wibig, T. Non-extensivity Parameter of Thermodynamical Model of Hadronic Interactions at LHC energies. *J. Phys. G* **2010**, *37*, 115009. [[CrossRef](#)]
34. Szwed, R.; Wrochna, G.; Wroblewski, A.K. Mystery of the Negative Binomial Distribution. *Acta Phys. Polon. B* **1988**, *19*, 763.
35. Alexopoulos, T.; Anderson, E.W.; Biswas, N.N.; Bujak, A.; Carmony, D.D.; Erwin, A.R.; Gutay, L.J.; Hirsch, A.S.; Hojvat, C.; Kenney, V.P.; et al. The role of double parton collisions in soft hadron interactions. *Phys. Lett. B* **1998**, *435*, 453–457. [[CrossRef](#)]
36. Kittel, W.; Wolf, E.A.D. *Soft Multihadron Dynamics*; World Scientific: Singapore, 2005.
37. Fiete Grosse-Oetringhaus, J.F.; Reygers, K. Charged-Particle Multiplicity in Proton-Proton Collisions. *J. Phys. G* **2010**, *37*, 083001. [[CrossRef](#)]
38. Wilk, G.; Włodarczyk, Z. Fluctuations, correlations and the nonextensivity. *Physics A* **2007**, *376*, 279–288. [[CrossRef](#)]
39. Wilk, G.; Włodarczyk, Z. Generalized thermodynamic uncertainty relations. *Physics A* **2011**, *390*, 3566–3572. [[CrossRef](#)]



© 2020 by the authors. Licensee MDPI, Basel, Switzerland. This article is an open access article distributed under the terms and conditions of the Creative Commons Attribution (CC BY) license (<http://creativecommons.org/licenses/by/4.0/>).