

Article

Toroidal Spectral Drawing

Ming-Hsuan Kang * and Jing-Wen Gu

Department of Applied Mathematics, National Yang Ming Chiao Tung University, Hsinchu City 30010, Taiwan; judy515345@gmail.com

* Correspondence: mhkang@nycu.edu.tw

Abstract: We give a deterministic drawing algorithm to draw a graph onto a torus, which is based on the usual spectral drawing algorithm. For most of the well-known toroidal vertex-transitive graphs, the result drawings give an embedding of the graphs onto the torus.

Keywords: toroidal drawing; torus; Cayley graph; spectral drawing

MSC: 05C50; 68R10

1. Introduction

Graph drawing is a representation of graphs on Euclidean space such that vertices of the graph are points in Euclidean space and edges are lines or curves between vertices. According to the way of getting the coordinates of vertices, graph drawing algorithms can be divided into two categories: dynamic drawings and deterministic drawings. For dynamic drawings, the coordinates of vertices are usually given by the process of optimizing some potential energy function. For deterministic drawings, the coordinates of the vertices are given by an explicit formula directly.

The spectral drawing algorithm [1,2] is one of most well-known deterministic drawings based on the spectra of graphs. It is also the optimizing drawing respect to the certain potential energy function. Roughly speaking, the spectral drawing is the shortest length drawing among all orthogonal projections drawing. (See Section 1 for details).

In general, the spectral drawing can draw the highly symmetric planar graph well. For example, Figure 1 shows spectral drawings of the underlying graph of the skeletons of the Platonic solids.

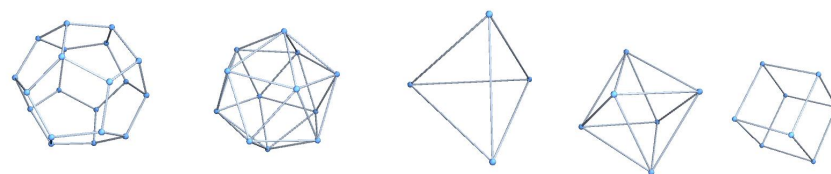


Figure 1. The spectral drawings of the skeletons of Platonic solids.

In these examples, the spectral drawing naturally induces an embedding of the graph into the unit sphere in three-dimensional Euclidean space as shown in Figure 2.



Figure 2. The embeddings of the skeletons of Platonic solids on the unit sphere.



Citation: Kang, M.-H.; Gu, J.-W. Toroidal Spectral Drawing. *Axioms* **2022**, *11*, 137. <https://doi.org/10.3390/axioms11030137>

Academic Editors: Luis Medina and Laszlo Zsido

Received: 3 January 2022

Accepted: 11 March 2022

Published: 16 March 2022

Publisher's Note: MDPI stays neutral with regard to jurisdictional claims in published maps and institutional affiliations.



Copyright: © 2022 by the authors. Licensee MDPI, Basel, Switzerland. This article is an open access article distributed under the terms and conditions of the Creative Commons Attribution (CC BY) license (<https://creativecommons.org/licenses/by/4.0/>).

However, the spectral drawing does not work well for highly symmetric non-planar graphs. For a non-planar graph, it can be embedded on a closed surface of some genus. When it can be embedded on a surface of genus one, namely a torus, it is called a toroidal graph. For example, the complete graphs K_5 , K_6 , and K_7 are toroidal graphs. In addition, the Heawood graph and the Peterson graph are also toroidal graphs. Furthermore, there are several infinite families of toroidal Cayley graphs [3]. For those well-known toroidal graphs, their embedding onto a torus can be found in many literature, e.g., [4]. However, there is no systemic way to obtain these embeddings.

There are several studies of drawing graphs on a torus [5–7]. However, these approaches do not give explicit drawings directly and they also require the extra structure of graphs, namely the choice of the set of “faces” (or so-called rotation systems).

The main contribution of the paper is to give a deterministic drawing algorithm for highly symmetric toroidal graphs without using any extra structure. The main idea is that for a highly symmetric toroidal graph, we expect that it admits a “shortest-length” drawing on a torus, which can be canonically induced from the usual spectral drawing. We will use vertex-transitive toroidal graphs as our examples, including K_5 , K_6 , K_7 , $K_{3,3}$, the Heawood graph, some generalized Petersen graphs, and toroidal fullerene graph. For these toroidal graphs, our algorithm gives each of them an embedding on a torus except for generalized Petersen graphs.

2. Spectral Drawing Revisited

In this section, we recall the spectral drawing algorithm and explain why it works well for highly symmetric planar graphs like the skeletons of the platonic solids. Let $\mathcal{X} = (\mathcal{V}, \mathcal{E})$ be a connected undirected graph with n vertices.

2.1. Symmetric Drawings

A straight-line drawing ρ of \mathcal{X} onto the inner product space $(W, \langle \cdot, \cdot \rangle)$ is a map from \mathcal{V} to W such that

1. the vertex v is represented by the point $\rho(v)$.
2. the edge (v, v') is represented by the straight line segment between $\rho(v)$ and $\rho(v')$.

We say ρ is a symmetric drawing if for any graph automorphism σ of \mathcal{X} , there exists a linear isometry $\tilde{\sigma}$ of W such that for all $v \in \mathcal{V}$,

$$\rho \circ \sigma(v) = \tilde{\sigma} \circ \rho(v).$$

In other words, a symmetric drawing preserves all symmetries of the graph.

2.2. Regular Drawings

Let $\mathbb{R}[\mathcal{V}]$ be a real inner product space with an orthonormal basis $\{\vec{e}_v | v \in \mathcal{V}\}$. The regular drawing ρ_{reg} of \mathcal{X} is a straight-line drawing onto $\mathbb{R}[\mathcal{V}]$ which maps v to \vec{e}_v . For an automorphism σ of \mathcal{X} , let ρ_σ be a linear transformation on $\mathbb{R}[\mathcal{V}]$ characterized by

$$\rho_\sigma(\vec{e}_v) = \vec{e}_{\sigma(v)} \quad \text{for all } v \in \mathcal{V}.$$

Since ρ_σ permutes the orthonormal basis, it is an isometry. In addition, we have

$$\rho_{reg} \circ \sigma(v) = \vec{e}_{\sigma(v)} = \rho_\sigma \circ \rho_{reg}(v).$$

We conclude that ρ_{reg} is a symmetric drawing.

2.3. Spectral Drawing Algorithm

The Laplacian operator L of \mathcal{X} is a linear transformation on $\mathbb{R}[\mathcal{V}]$ characterized by

$$L(\vec{e}_v) = \sum_{(v,v') \in \mathcal{E}} \vec{e}_v - \vec{e}_{v'}$$

The Laplacian operator is positive semi-definite with eigenvalues

$$0 = \lambda_1 < \lambda_2 \leq \lambda_3 \leq \dots \leq \lambda_n.$$

Let $\{\vec{u}_1, \dots, \vec{u}_n\}$ be the corresponding orthonormal eigenbasis such that $L(\vec{u}_i) = \lambda_i \vec{u}_i$ for all i . Let U_k be the k -dimensional subspace of $\mathbb{R}[\mathcal{V}]$ spanned by $\{\vec{u}_2, \dots, \vec{u}_{k+1}\}$. The k -dimensional spectral drawing Spd_k is a straight-line drawing given by

$$\text{Spd}_k(v) := \text{proj}_{U_k}(\vec{e}_v).$$

Here $\text{proj}_{U_k}(\vec{x})$ is the orthogonal projection onto U_k .

2.4. Potential Energy Function of Spectral Drawing Algorithm

Given a k -dimensional subspace W of $\mathbb{R}[\mathcal{V}]$, define the energy function of W as

$$E(W) := \sum_{(v,w) \in \mathcal{E}} \|\text{proj}_W(\vec{e}_v) - \text{proj}_W(\vec{e}_w)\|^2.$$

Suppose $\{\vec{\alpha}_1, \dots, \vec{\alpha}_k\}$ is an orthonormal basis of W . Then we have

$$\|\text{proj}_W(\vec{e}_v) - \text{proj}_W(\vec{e}_w)\|^2 = \sum_{i=1}^k (\langle \vec{e}_v, \vec{\alpha}_i \rangle - \langle \vec{e}_w, \vec{\alpha}_i \rangle)^2.$$

Hence, one can rewrite the energy function as

$$E(W) = \sum_{i=1}^k \sum_{(v,w) \in \mathcal{E}} (\langle \vec{e}_v, \vec{\alpha}_i \rangle - \langle \vec{e}_w, \vec{\alpha}_i \rangle)^2 = \sum_{i=1}^k \langle \vec{\alpha}_i, L(\vec{\alpha}_i) \rangle^2.$$

Therefore, subject to the condition $W \perp (1, \dots, 1)^t$, $E(W)$ is minimal if W is spanned by eigenvectors of L corresponding to $\lambda_2, \dots, \lambda_{k+1}$. In other words, the k -dimensional spectral drawing has the minimal energy among all drawings arising from the projections onto k -dimensional subspaces.

2.5. Spectral Drawings and Symmetric Drawings

The following theorem shows when the spectral drawing is a symmetric drawing.

Theorem 1. When U_k is a direct sum of eigenspaces $E(\lambda)$ of L , U_k is ρ_σ invariant for any automorphism σ of \mathcal{X} and Spd_k is a symmetric drawing.

Proof. Let σ be an automorphism of \mathcal{X} . First, let us show that the isometry ρ_σ and L commute. For any $v \in \mathcal{V}$,

$$\begin{aligned} \rho_\sigma(L(\vec{e}_v)) &= \rho_\sigma\left(\sum_{(v,v') \in \mathcal{E}} \vec{e}_v - \vec{e}_{v'}\right) \\ &= \sum_{(v,v') \in \mathcal{E}} \vec{e}_{\sigma(v)} - \vec{e}_{\sigma(v')} = \sum_{(\sigma(v), \sigma(v')) \in \mathcal{E}} \vec{e}_{\sigma(v)} - \vec{e}_{\sigma(v')} \\ &= \sum_{(\sigma(v), v'') \in \mathcal{E}} \vec{e}_{\sigma(v)} - \vec{e}_{v''} = L(\rho_\sigma(\vec{e}_v)). \end{aligned}$$

Next, we show that U_k is ρ_σ -invariant. Suppose \vec{u} is a λ -eigenvector of L in U_k . Then

$$L(\rho_\sigma(\vec{u})) = \rho_\sigma(L(\vec{u})) = \rho_\sigma(\lambda \vec{u}) = \lambda \rho_\sigma(\vec{u}).$$

Therefore, \vec{u} is also a λ -eigenvector and it is contained in U_k . We conclude that U_k is ρ_σ -invariant, or equivalently proj_{U_k} and ρ_σ commute. Finally, set $\tilde{\sigma} = \sigma|_{U_k}$. Then for all $v \in \mathcal{V}$,

$$\text{Spd}_k(\sigma(v)) = \text{proj}_{U_k}(\vec{e}_{\sigma(v)}) = \text{proj}_{U_k}(\rho_\sigma(\vec{e}_v)) = \rho_\sigma(\text{proj}_{U_k}(\vec{e}_v)) = \tilde{\sigma}(\text{Spd}_k(v)).$$

Therefore, Spd_k is a symmetric drawing. \square

Example 1. When \mathcal{X} is the underlying graph of the skeleton of a platonic solid, we always have $\lambda_2 = \lambda_3 = \lambda_4 < \lambda_5$. (This can be verified by direct computation.) Therefore, the 3-dimensional spectral drawing of \mathcal{X} is a symmetric drawing.

2.6. Partially Symmetric Drawing

Note that the subspace U_k is not unique when U_k is not a direct sum of eigenspace of L . For example, when $\lambda_2 = \lambda_3 = \lambda_4 = \lambda_5$, then U_3 can be any three dimensional subspace of $E(\lambda_2)$. In this case, we need an extra structure to obtain a good choice of U_3 .

To do so, fix an automorphism σ of \mathcal{X} and let ρ_σ be the isometry on $\mathbb{R}[\mathcal{V}]$ given in Section 2.2. Then the restriction of ρ_σ on $E(\lambda)$ is still an isometry. Recall the following theorem of linear isometries.

Theorem 2 ([8] Theorem 6.46). *Let T be a linear isometry on a nonzero-real finite dimensional real inner product space W . Then there exists a collection of pairwise orthogonal T -invariant subspaces $\{W_1, \dots, W_m\}$ of V such that*

- (a) $\dim(W_i) = 1$ or 2 for all i .
- (b) $W = W_1 \oplus \dots \oplus W_m$.
- (c) When $\dim(W_i) = 1$, $T|_{W_i} = 1$ or -1 .
- (d) When $\dim(W_i) = 2$, $T|_{W_i}$ is a rotation with non-real eigenvalues. In this case, W_i is called a rotational plane of T .

Applying the above theorem to all eigenspaces of L , we have the following result.

Theorem 3. *Given an isometry σ of \mathcal{X} , there exists a decomposition $\mathbb{R}[\mathcal{V}] = \oplus W_i$ such that for all i ,*

- 1. W_i is contained in some eigenspace of L .
- 2. W_i is ρ_σ -invariant.
- 3. W_i is either of one dimension or it is a rotational plane of ρ_σ .

Note that for a rotational plane W_i in the above theorem, the projection from $\mathbb{R}[\mathcal{V}]$ to W_i induces a planar drawing of the graph \mathcal{X} which preserves the symmetry σ . In this case, we say the resulted drawing is partially symmetric.

3. Toroidal Graph Drawing

In this section, we propose a deterministic algorithm to draw highly symmetric toroidal graphs on a torus. We shall use $(\mathbb{R}/2\pi\mathbb{Z})^2$ as the model of the torus.

3.1. The Drawing Algorithm

Let $\mathcal{X} = (\mathcal{V}, \mathcal{E})$ be an undirected connected graph with the set of vertices $\mathcal{V} = \{v_1, \dots, v_n\}$. Fix an automorphism σ of \mathcal{X} , which can be chosen to be of maximal order or any specific symmetry that we would like to preserve. Suppose that ρ_σ contains at least two rotational planes. The following is our proposed algorithm.

- 1. Find two mutually orthogonal rotational plane W_1 and W_2 of ρ_σ such that each W_i is contained in some eigenspace $E(\lambda_i)$ of L with the smallest possible λ_i .

2. Find an orthonormal basis $\{\vec{u}_1, \vec{u}_2\}$ of W_1 and an orthonormal basis $\{\vec{u}_3, \vec{u}_4\}$ of W_2 .
3. Write $\vec{u}_i = (u_{i1}, \dots, u_{in})^T$. Define a map $f : \mathcal{V} \mapsto (\mathbb{R}/2\pi\mathbb{Z})^2$ given by $f(v_i) = (\theta_i, \psi_i)$ which satisfies the following condition.

$$(\cos \theta_i, \sin \theta_i, \cos \psi_i, \sin \psi_i) = \left(\frac{u_{1i}}{\sqrt{u_{1i}^2 + u_{2i}^2}}, \frac{u_{2i}}{\sqrt{u_{1i}^2 + u_{2i}^2}}, \frac{u_{3i}}{\sqrt{u_{3i}^2 + u_{4i}^2}}, \frac{u_{4i}}{\sqrt{u_{3i}^2 + u_{4i}^2}} \right).$$

Remark 1. When $\sqrt{u_{1i}^2 + u_{2i}^2}$ or $\sqrt{u_{3i}^2 + u_{4i}^2}$ equals to zero, set θ_i or ψ_i to be zero respectively.

4. For each edge (v_i, v_j) , draw a shortest straight line segment between (θ_i, ψ_i) and (θ_j, ψ_j) in the space $\mathbb{R}/(2\pi\mathbb{Z})^2$. (If the shortest straight line segments are not unique, just choose one of them.) Then we obtain a drawing of \mathcal{X} on the torus $(\mathbb{R}/2\pi\mathbb{Z})^2$. In addition, combing with the standard parametric equation of the torus in \mathbb{R}^3 , one can also obtain a drawing on \mathbb{R}^3 .

3.2. Examples

In the following examples, we not only draw the graph on $(\mathbb{R}/2\pi\mathbb{Z})^2$ but also draw the graph on the torus in \mathbb{R}^3 using the parametrization

$$f(\theta, \psi) = ((R + r \cos \theta) \cos \psi, (R + r \cos \theta) \sin \psi, r \sin \psi)$$

with $(R, r) = (2.5, 1)$.

Example 2. For the graph K_n with $n = 5, 6,$ or 7 , the second smallest eigenvalue λ_2 of L equals n , which is of dimension $n - 1$. Label the vertices by 1 to n and let $\sigma = (123 \dots n)$ be an automorphism of K_n which is of order n . Choose W_1 and W_2 to be any two orthogonal rotational planes of ρ_σ in $E(\lambda_2)$ which will be used in the step 1 of the algorithm. The following figures show the drawing obtained by our algorithm, where the gray area is the fundamental domain of $(\mathbb{R}/2\pi\mathbb{Z})^2$ in \mathbb{R}^2 . In this case, the result drawing of K_n gives an embedding on a torus as shown in Figures 3–5.

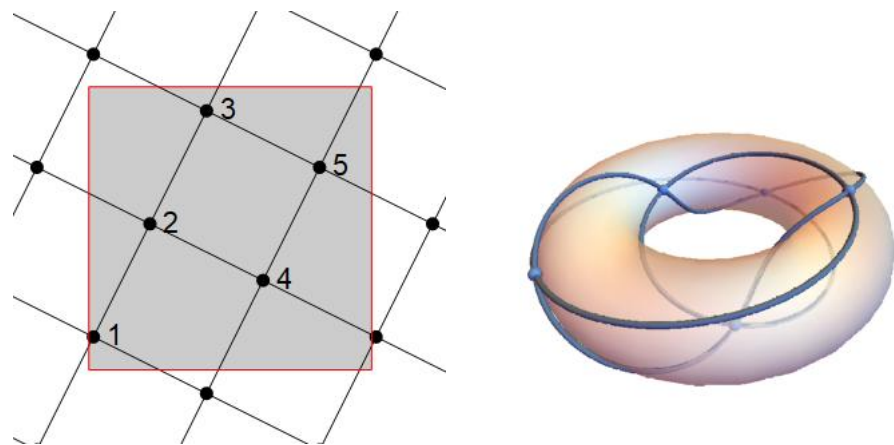


Figure 3. The drawings of K_5 on $(\mathbb{R}/2\pi\mathbb{Z})^2$ and \mathbb{R}^3 .

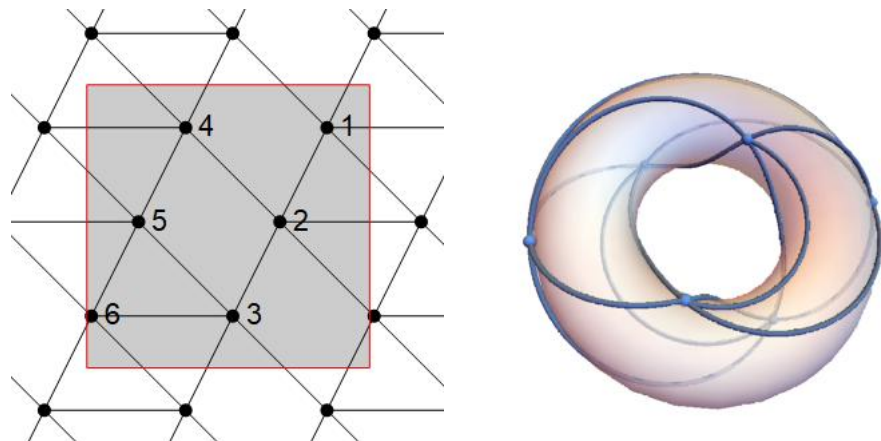


Figure 4. The drawings of K_6 on $(\mathbb{R}/2\pi\mathbb{Z})^2$ and \mathbb{R}^3 .

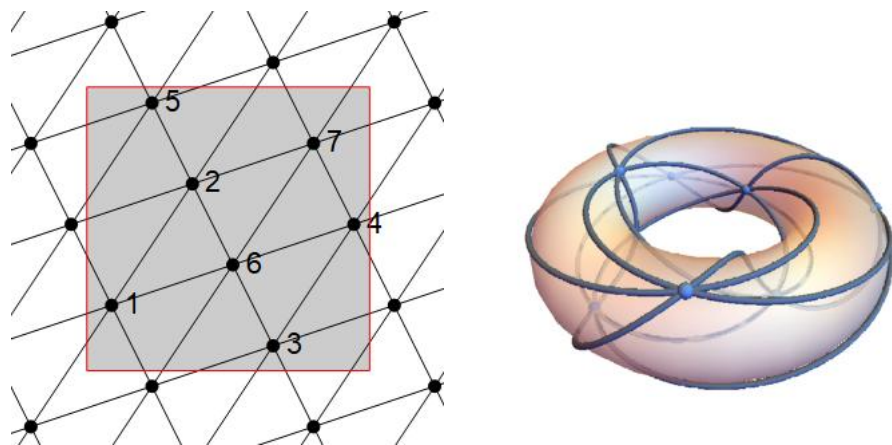


Figure 5. The drawings of K_7 on $(\mathbb{R}/2\pi\mathbb{Z})^2$ and \mathbb{R}^3 .

Example 3. For the bipartite graph $K_{3,3}$, the eigenvalues of the Laplacian are

$$0 < 3 = 3 = 3 = 3 < 6.$$

Label the vertices as shown in the following figure and let $\sigma = (152634)$ be an automorphism on $K_{3,3}$. Choose W_1 and W_2 to be two orthogonal rotational planes of ρ_σ in $E(3)$. In this case, the result drawing of $K_{3,3}$ gives an embedding on a torus as shown in Figure 6.

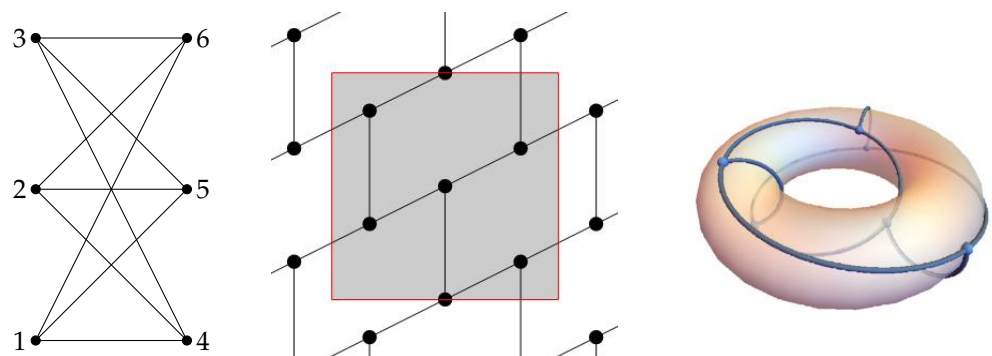


Figure 6. The drawings of $K_{3,3}$.

Example 4. Let \mathcal{X} be the Heawood graph which is a bipartite graph with the vertex set $\mathcal{V}_1 \cup \mathcal{V}_2$. Here

- \mathcal{V}_1 is the set of 1-dimensional subspaces in $(\mathbb{F}_2)^3$ which cardinality equals to 7;
- \mathcal{V}_2 is the set of 2-dimensional subspaces in $(\mathbb{F}_2)^3$ which cardinality equals to 7;
- for $v \in \mathcal{V}_1$ and $w \in \mathcal{V}_2$, v_1 and v_2 are adjacent if $v_1 \subset v_2$ as a subspace of $(\mathbb{F}_2)^3$.

Here, \mathbb{F}_2 is the finite field with 2 elements. The automorphism group of \mathcal{X} contains the group $PGL_2(\mathbb{F}_2)$ as an index two subgroup of order 168. The spectrum of the Laplacian of \mathcal{X} is

$$0 < \underbrace{(3 - \sqrt{2}) = \dots = (3 - \sqrt{2})}_{6\text{-times}} < \underbrace{(3 + \sqrt{2}) = \dots = (3 + \sqrt{2})}_{6\text{-times}} < 6.$$

Let $\sigma = \begin{pmatrix} 0 & 0 & 1 \\ 1 & 0 & 1 \\ 0 & 1 & 0 \end{pmatrix}$ which is an element of order 7 in $PGL_2(\mathbb{F}_2)$. Choose W_1 and W_2 to

be two orthogonal rotational planes of ρ_σ in the 6-dimensional subspace $E(3 - \sqrt{2})$. In this case, the result drawing of the Heawood graph \mathcal{X} gives an embedding on a torus as shown in Figure 7.

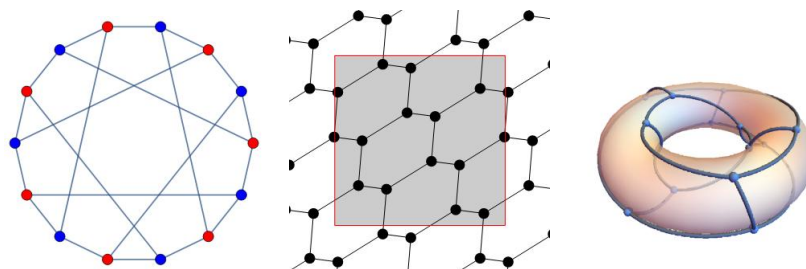


Figure 7. The drawings of the Heawood graph.

Example 5. Let $\mathcal{X} = G(n, k)$ be the generalized Petersen graph which vertex set is $\{u_1, \dots, u_n, v_1, \dots, v_n\}$ and the edge is $\cup_{i=1}^n \{(u_i, u_{i+1}), (u_i, v_i), (v_i, v_{i+k})\}$ were subscripts are to be read modulo n . Let σ be the automorphism on \mathcal{X} given by $\sigma(v_i) = v_{i+1}$ and $\sigma(u_i) = u_{i+1}$ for all i . There are three torodial edge-transitive petersen graphs, namely the Petersen graph $G(5, 2)$, the Möbius–Kantor graph $G(8, 3)$, and the Nauru graph $G(12, 5)$.

1. For the Petersen graph $G(5, 2)$, the second smallest eigenvalue λ_2 of the Laplacian equals 2, which is of dimension 5. Let W_1 and W_2 be two rotational planes of ρ_σ on $E(\lambda_2)$. However, in the resulted drawing as shown in Figure 8, 10 vertices are divided into 5 pairs and each pair maps to one point.

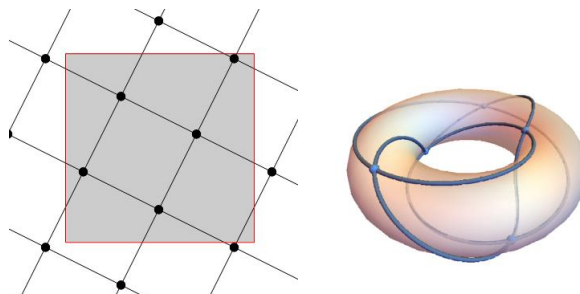


Figure 8. The (ramified) drawings of the Petersen graph $G(5, 2)$.

2. For the Möbius–Kantor graph $G(8, 3)$, the second smallest eigenvalue λ_2 of the Laplacian equals $3 - \sqrt{3}$, which is of dimension 4. Let W_1 and W_2 be two rotational planes of σ on $E(\lambda_2)$. However, in the resulted drawing as shown in Figure 9, 16 vertices are divided into 8 pairs and each pair maps to one point.

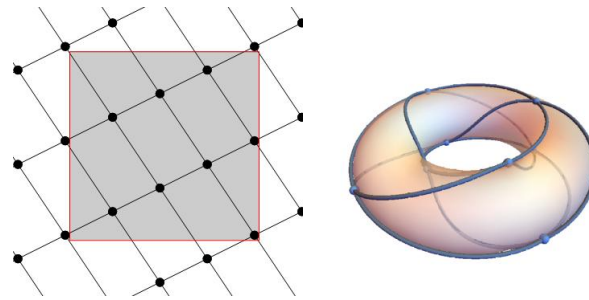


Figure 9. The (ramified) drawings of the Möbius–Kantor graph $G(8,3)$.

3. For the Nauru graph $G(12,5)$, the second smallest eigenvalue λ_2 of the Laplacian equals $3 - \sqrt{3}$, which is of dimension 4. Let W_1 and W_2 be two rotational planes of σ on $E(\lambda_2)$. However, in the resulted drawing as shown in Figure 10, 24 vertices are divided into 12 pairs and each pair maps to one point.

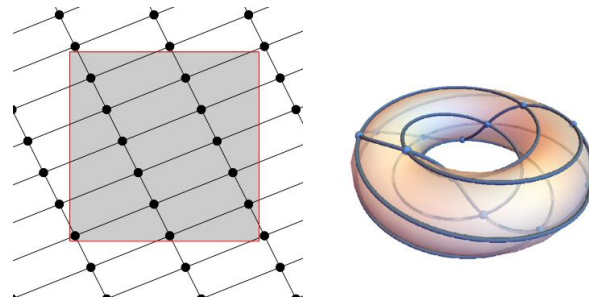


Figure 10. The (ramified) drawings of the Nauru graph $G(12,5)$.

For torodial generalized Petersen graphs and this particular σ , our algorithm does not give an embedding onto a torus. One may choose a different σ to obtain a different drawing. However, unlike other examples, none of σ induces an embedding onto a torus.

Example 6. Let $G = \mathbb{Z}/m\mathbb{Z} \times \mathbb{Z}/n\mathbb{Z}$ and $S = \{(\pm 1, \pm 1)\}$. The Cayley graph \mathcal{X} of (G, S) is a rectangular mesh on a torus. The spectrum of the Laplacian L is given by

$$\left\{ 4 - 2 \cos\left(\frac{2\pi j}{m}\right) - 2 \cos\left(\frac{2\pi k}{n}\right) \mid 1 \leq j \leq m, 1 \leq k \leq n \right\}.$$

When $n \neq m$, we have

$$0 = \lambda_1 < \lambda_2 = \lambda_3 < \lambda_4 = \lambda_5 < \lambda_6.$$

In this case, we can simply set $W_1 = E(\lambda_2)$ and $W_2 = E(\lambda_4)$ and the result drawing of the Cayley graph \mathcal{X} gives an embedding on a torus as shown in Figure 11.

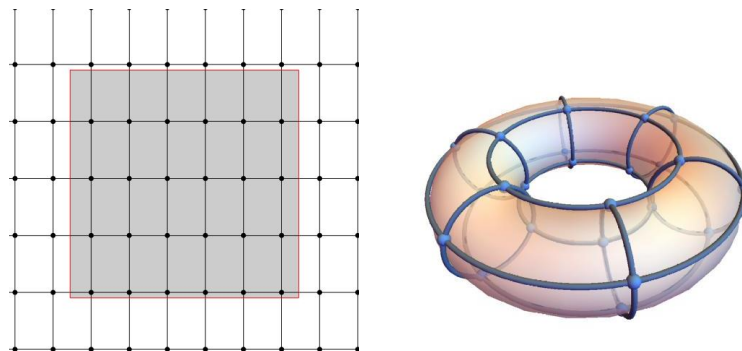


Figure 11. The drawing for $(m,n) = (6,4)$.

When $n = m$, we have

$$0 = \lambda_1 < \lambda_2 = \lambda_3 = \lambda_4 = \lambda_5 < \lambda_6.$$

Set $\sigma(x) = x + (1, 2)$. In this case, $E(\lambda_2)$ can be decomposed as a direct sum of two orthogonal rotational planes W_1 and W_2 of ρ_σ . In this case, the result drawing of the Cayley graph X gives an embedding on a torus as shown in Figure 12.

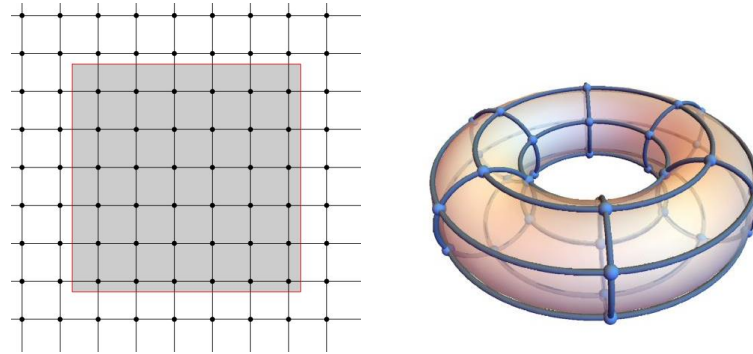


Figure 12. The drawing for $(m, n) = (6, 6)$.

Note that the symmetric drawing of the Cayley graph in this example has been studied in the 3-sphere in [9,10].

Example 7. Let G be a group of isometries on \mathbb{R}^2 generated by three isometries:

$$s_1(\vec{x}) = -\vec{x} + (1, 0), \quad s_2(\vec{x}) = -\vec{x} + (0, 1), \quad \text{and } s_3(\vec{x}) = -\vec{x} + (1, 1).$$

Let N be a translation subgroup spanned by $t_1(\vec{x}) := \vec{x} + \vec{u}_1$ and $t_2(\vec{x}) := \vec{x} + \vec{u}_2$ for some $\vec{u}_1, \vec{u}_2 \in \mathbb{Z}^2$. In this case N is a normal subgroup of G and the Cayley graph \mathcal{X} of $(G/N, \{s_1, s_2, s_3\})$ is a so-called toroidal fullerene. The spectrum of the Laplacian can be found in [11] Especially, when $\vec{u}_1 = (m, 0)$ and $\vec{u}_2 = (0, n)$, the spectrum of the Laplacian is given by

$$\{3 \pm \sqrt{3 + 2 \cos(2\pi j/m) + 2 \cos(2\pi k/n) + 2 \cos(2\pi(j/m + k/n))} \mid 1 \leq j \leq m, 1 \leq k \leq n\}.$$

When $n = m$, we have

$$0 = \lambda_1 < \lambda_2 = \lambda_3 = \lambda_4 = \lambda_5 = \lambda_6 = \lambda_7 < \lambda_8.$$

Set $\sigma(x) = x + \overline{(1, 2)}$. In this case, the six dimensional subspace $E(\lambda_2)$ can be decomposed as a direct sum of three rotational planes of ρ_σ . We choose W_1 and W_2 as any two of them. In this case, the result drawing of the Cayley graph X gives an embedding on a torus as shown in Figure 13.

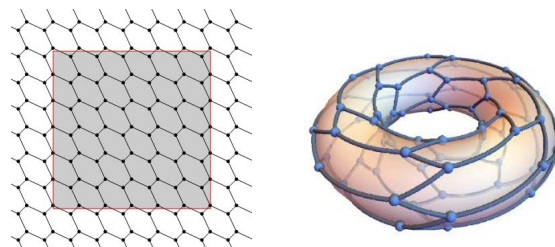


Figure 13. The drawing for $(m, n) = (6, 6)$.

When $n \neq m$, we have

$$0 = \lambda_1 < \lambda_2 = \lambda_3 < \lambda_4 = \lambda_5 < \lambda_6.$$

In this case, we can simply set $W_1 = E(\lambda_2)$ and $W_2 = E(\lambda_4)$ and the result drawing of the Cayley graph X gives an embedding on a torus as shown in Figure 14.

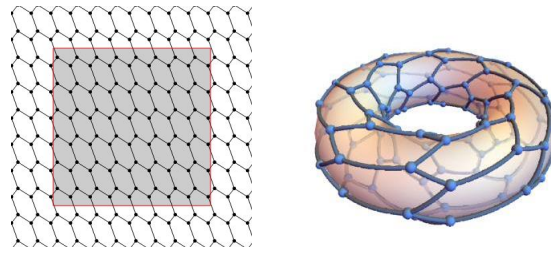


Figure 14. The drawing for $(m, n) = (8, 6)$.

4. Further Works

In this paper, we provide a simple algorithm to draw torodial graphs on three-dimensional Euclidean space. The main idea is to express the torus as a product of two 1-spheres $S^1 \times S^1$, which can be regarded a subset of S^3 .

However, our method can not apply to graphs of high genus since there is no simple way to describe closed surfaces of high genus in three-dimensional Euclidean space.

In the future, we would like to study graphs of genus two as the starting point. Such graphs shall be drawn on the so-called double torus. Unlike the usual torus, the double torus is a quotient of the hyperbolic plane. Therefore, the a new method must be developed.

Author Contributions: Conceptualization, M.-H.K.; methodology, M.-H.K.; validation, J.-W.G.; formal analysis, J.-W.G.; investigation, J.-W.G.; writing—original draft preparation, J.-W.G.; writing—review and editing, M.-H.K.; visualization, J.-W.G.; supervision, M.-H.K. All authors have read and agreed to the published version of the manuscript.

Funding: This research was funded by Ministry of Science and Technology(Taiwan) of grant number 108-2115-M-009-007-MY2.

Institutional Review Board Statement: Not applicable.

Informed Consent Statement: Not applicable.

Data Availability Statement: Not applicable.

Conflicts of Interest: The authors declare no conflict of interest.

References

1. Gross, J.L.; Insel, T.; Thomas, W. An r -Dimensional Quadratic Placement Algorithm. *Manag. Sci.* **1970**, *17*, 219–229.
2. Koren, Y. On spectral graph drawing. In *International Computing and Combinatorics Conference*; Lecture Notes in Computer Science; Springer: Berlin, Germany, 2003; Volume 2697, pp. 496–508.
3. Gross, J.L.; Tucker, T.W. *Topological Graph Theory*, Wiley-Interscience Series in Discrete Mathematics and Optimization; John Wiley & Sons, Inc.: New York, NY, USA, 1987.
4. Holton, D.A.; Sheehan, J. *The Petersen Graph*, Australian Mathematical Society Lecture Series; Cambridge University Press: Cambridge, UK, 1993; Volume 7.
5. Aleardi, L.C.; Devillers, O.; Fusy, E. Canonical ordering for graphs on the cylinder, with applications to periodic straight-line drawings on the flat cylinder and torus. *J. Comput. Geom.* **2018**, *9*, 391–429.
6. Kocay, W.; Neilson, D.; Szymowski, R. Drawing graphs on the torus. *Ars Combin.* **2001**, *59*, 259–277.
7. Kocay, W.; Neilson, D.; Szymowski, R. Embeddings of Small Graphs on the Torus. *Cubo Mater. Educ.* **2003**, *5*, 351–371.
8. Friedberg, S.H.; Insel, A.J.; Spence, L.E. *Linear Algebra*; Prentice Hall, Inc.: Upper Saddle River, NJ, USA, 2018.
9. Lawrencenko, S. Geometric realization of toroidal quadrangulations without hidden symmetries. *Ceombinatorics* **2014**, *1*, 11–20.
10. Lawrencenko, S.; Shchikanov, A.Y. Euclidean realization of the product of cycles without hidden symmetries. *Sib. Èlektron. Mater. Izv.* **2015**, *12*, 777–783. (In Russian)
11. Kang, M.-H. Toroidal fullerenes with the Cayley graph structures. *Discrete Math.* **2011**, *311*, 2384–2395. [[CrossRef](#)]