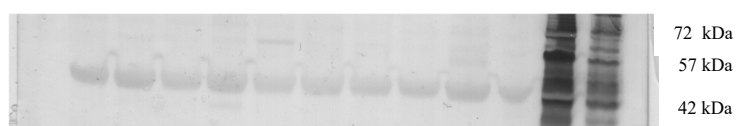


Figure S1. Full gel photos of adipokines Western blot measurements.

KissR



Actin

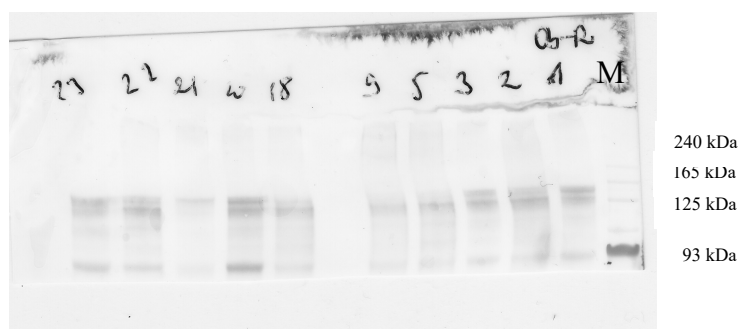


Lanes 1, 2, 3, 5, 9: the numbers of standard diet rats

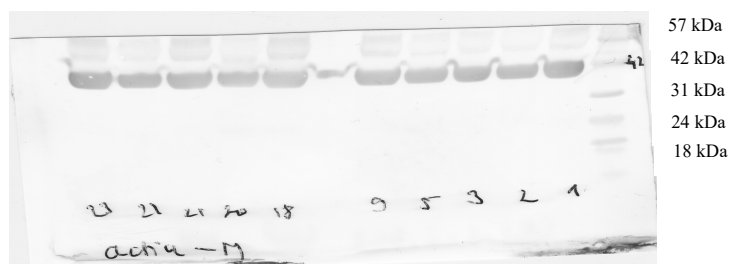
Lanes 18, 20, 21, 22, 23: the numbers of standard diet rats

M: molecular weight markers

Ob-R/Leptin receptor:



Actin

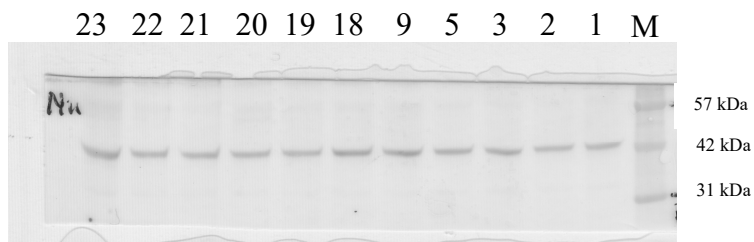


Lanes 1, 2, 3, 5, 9: numbers of standard diet rats

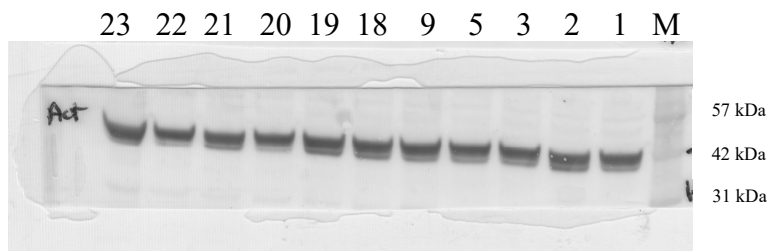
Lanes 18, 20, 21, 22, 23: numbers of standard diet rats

M: molecular weight markers

Adiponectin 1 receptor



Actin

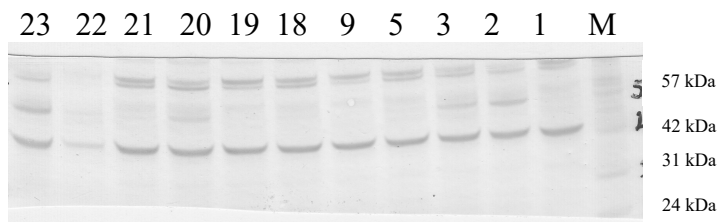


Lanes 1, 2, 3, 5, 9: the number of standard diet rats

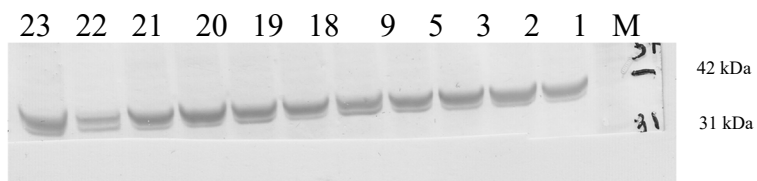
Lanes 18, 19, 20, 21, 22, 23: the number of standard diet rats

M: molecular weight markers

Adiponectin 2 receptor



Actin



Lane 1, 2, 3, 5, 9: the number of standard diet rats

Lane 18, 19, 20, 21, 22, 23: the number of standard diet rats

M: molecular weight markers