


Article

The Enhancement of Overall Performance of Lubricating Grease by Adding Layered Double Hydroxides

Yong Li ^{1,2}, Weidong Zhou ³, Wanan Xue ⁴, Yongwang Huang ², Qiang Zhang ¹ and Jingbin Han ^{1,*} 

¹ State Key Laboratory of Chemical Resource Engineering, Beijing University of Chemical Technology, Beijing 100029, China

² Grease Branch, Sinopec Lubricant, Co., Ltd., Binhai New Area, Tianjin 300480, China

³ State Key Laboratory of Engines, Tianjin University, Tianjin 300350, China

⁴ Guoneng Beidian Shengli Energy Co., Ltd., Xilinhot 026000, China

* Correspondence: hanjb@mail.buct.edu.cn

Abstract: In this work, MgAl-layered double hydroxides (LDH) were synthesized by co-precipitation method using a colloid mill and characterized by XRD and SEM. It was found that the environmentally friendly LDHs had greater performance than the traditional antioxidant. By adding LDHs into large electric shovel grease (GRK-A) in open-pit coal mine, the service lifetime of grease was extended by 20%. With the increase in LDH addition, the grease sample attains greater activation energy, and the thermal oxidation and decomposition resistance become stronger. Comparing the energy storage modulus and flow transition index at different temperatures, adding the right amount of LDHs needs close attention for the system oxidation resistance and viscoelasticity. For the electric shovel grease, the best oxidation resistance and rheological properties can be achieved by adding 2% of LDHs. The rheological viscosity–temperature curves show that the grease samples with different ratios of solid LDHs have better low-temperature properties than the mine grease. This work outlines a simple method for creating an environmentally sustainable lubricant additive with the use of LDH. LDH serves as a novel inorganic antioxidant additive that is optimal for open gear lubrication and sliding friction.

Keywords: layered double hydroxides; grease; antioxidant; oxidative induction time



Citation: Li, Y.; Zhou, W.; Xue, W.; Huang, Y.; Zhang, Q.; Han, J. The Enhancement of Overall Performance of Lubricating Grease by Adding Layered Double Hydroxides.

Lubricants **2023**, *11*, 260.

<https://doi.org/10.3390/lubricants11060260>

Received: 11 April 2023

Revised: 30 May 2023

Accepted: 7 June 2023

Published: 13 June 2023



Copyright: © 2023 by the authors. Licensee MDPI, Basel, Switzerland. This article is an open access article distributed under the terms and conditions of the Creative Commons Attribution (CC BY) license (<https://creativecommons.org/licenses/by/4.0/>).

1. Introduction

Lubricating grease is a colloid-dispersed system in which base stock (mineral or synthetic oil) is trapped in a three-dimensional network of thickener [1]. Grease has obvious advantages over lubricating oil in terms of load-bearing capacity, sealing, and corrosion prevention because grease does not flow away from the contact surface [2,3]. Friction and wear are inevitable in daily production and life, which is also the main cause of mechanical failure, and grease can play a role in reducing friction and resistance, thus improving the normal operation and durability of mechanical parts [4–6]. Antioxidant is a key additive to protect lubricating oil from oxidative deterioration. At present, at least one antioxidant is added to industrial lubricating oil to improve its oxidation stability or enhance other properties, so as to meet the harsh requirements of lubricating oil in automotive, precision bearings, construction machinery, and other industrial fields [7,8]. Nowadays, countries around the world pay more and more attention to environmental protection and green development, and green chemical industry has become the trend in global chemical industry development. In recent years, due to environmental and resource problems, the promotion of new antioxidants that are green, low-cost, and high-efficiency has been the development trend of antioxidants, but there are few reports of green antioxidants that actually realize industrial applications [9–12].

Although additives represent a relatively small percentage of the total lubricant formulation, they play a critical role in reducing friction and wear, corrosion inhibition, and

preventing oxidation. Common additives, such as ZDDP and molybdenum dialkyl dithiocarbamate (MoDTC), have been shown to have a synergistic effect on the performance of paraffinic mineral oils [13], effectively reducing friction and wear [14]. To improve the oxidative stability of biodiesel, Zhang et al. [15] prepared a bifunctional polymethacrylate (PMA)-type copolymer by grafting an amine antioxidant, 1-phenyl-naphthylamine, onto PMA. The induction period (IP) of B20 (20 vol% soybean biodiesel + 80 vol% diesel fuel) treated with the 2000 ppm graft copolymer was prolonged by 17 h compared to pure B20. Majano et al. [16] accelerated oxidation experiments using pure base oil and base oil in the presence of LTL molecular sieves. The LTL molecular sieves showed the potential to slow down the oxidation rate of the oil and also resulted in a lower production rate of solid polymer residues. While the above additives have good antioxidant and tribological properties, their use in industry is limited by their high cost or lack of environmental friendliness.

Layered double hydroxides (LDH) are new types of two-dimensional nanomaterials [17], as compared with traditional layered materials, which possess good thermal stability [18], non-toxicity [19], and low production cost [20]. Their chemical formula can be expressed as: $[M^{2+}_{1-x}M^{3+}_x(OH)_2]_{x+}(A^{n-})_{x/n} \cdot mH_2O$. M^{2+} and M^{3+} are divalent and trivalent metal cations, respectively; A^{n-} is the interlayer anion for charge balance. Metal cations are located at the center of the hexagonal crystal of the laminates, while the hydroxide ions occupy the apexes of the hexagonal crystal. Most metal cations, such as Mg^{2+} , Zn^{2+} , Co^{2+} , Al^{3+} , Fe^{3+} , etc., can achieve atomic-level dispersion in the laminates of LDHs. LDH materials and their composite products have been widely reported in the field of energy storage, ion exchange, drug delivery, flame-retardant additives, etc. [21–28]. There are abundant hydroxyl groups and a large number of unsaturated coordination structures on the surface and edge of the laminate, which can react with the free radicals in the lubricating oil and effectively quench alkyl free radicals and alkoxide free radicals generated by oil heating [29].

In this paper, we prepared MgAl LDH (schematically shown in Figure 1) by the co-precipitation method, using a colloid mill. The enhancement of service life, thermal oxidation resistance, and decomposition ability of large electric shovel grease by adding LDH was investigated. Subsequently, the changes in energy storage modulus and flow transition index at different temperatures for different LDH additions were compared to determine the optimal LDH additions for antioxidant and rheological properties. Finally, based on these results, the antioxidant behavior and rheological behavior of LDH as a grease additive were discussed.

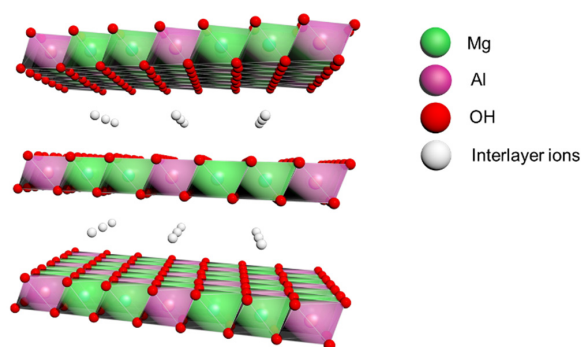


Figure 1. Schematic diagram of the structure of LDH.

2. Materials and Methods

2.1. Materials

$Mg(NO_3)_2 \cdot 6H_2O$, $Al(NO_3)_3 \cdot 9H_2O$ (analytical pure, >99.0%), NaOH (analytical pure, >96.0%), and Na_2CO_3 (analytical pure, >99.8%) were supplied by Aladdin (Shanghai, China). The water used in the experiment was deionized water. Base oil was supplied by SK Holdings (Seoul, Republic of Korea).

2.2. Synthesis of MgAl LDH

The MgAl LDH was prepared by the co-precipitation method, using a colloid mill [30]. In detail, 15.052 g $\text{Al}(\text{NO}_3)_3 \cdot 9\text{H}_2\text{O}$ and 20.5128 g $\text{Mg}(\text{NO}_3)_2 \cdot 6\text{H}_2\text{O}$ were dissolved in 200 mL deionized water to form a clear solution, A. NaOH (7.68 g) and Na_2CO_3 (8.48 g) were dissolved in 200 mL deionized water to form solution B. Solution A and B were poured into colloid mill simultaneously with rapid rotating (3000 rpm) for 3 min; and, then, the colloidal suspension was transferred into a reaction kettle and crystallized at 110 °C for 24 h. Subsequently, the product was washed with deionized water and alcohol several times using a centrifuge. Finally, MgAl-LDH powder was obtained after drying at room temperature.

2.3. Characterization

The chemical composition and crystal structure of the samples were analyzed by X-ray powder diffractometer (D8Discover25, Bruker, Mannheim, Germany). The Cu K α ray wavelength was $\lambda = 0.5416$ nm, and the scanning step was 0.02°. The crystal structure and particle morphology of the prepared powders were characterized and observed by a scanning electron microscope (SEM; Zeiss SUPRA 55, Jena, Germany) with an accelerating voltage of 20 kV. The particle size distribution and size of samples were characterized by a laser particle size analyzer.

2.4. Tribological Experiments

The tribological performance of lubricating grease was detected by a four-ball friction tester, according to the standard methods ASTM D2596 and ASTM D2266. The testing parameters of wear protection were set at a speed of 1450 rpm, a stable applied load of 196 N, and a duration time of 30 min at a temperature of 75 °C. The testing parameters of extreme pressure performance were set at a speed of 1760 rpm and room temperature.

The cone penetration of the lubricating grease was tested by cone penetration meter at a temperature of 25 °C, according to the standard method ASTM D217. The drop point of the lubricating grease was tested by drop point apparatus, according to the standard method ASTM D566.

The corrosion resistance of the lubricating grease was determined by the standard methods ASTM D1743 and ASTM D4048. The corrosion resistance of the lubricating grease in relation to steel bearing was tested at a temperature of 52 °C and a time of 48 h. The corrosion resistance of the lubricating grease in relation to T2 copper was tested at a temperature of 100 °C and a time of 24 h.

Base oil viscosity was tested by a viscosity meter at a temperature of 100 °C, according to the standard method ASTM D445.

2.5. Performance of Anti-Oxidation and Bearing Lifetime

A Pressure Differential Scanning Calorimeter (PDSC) was used to determine the oxidation stability of lubricating oils, according to the standard method ASTM D5483, with a test temperature of 190 °C and a pressure of 3.5 MPa. The grease lifetime was assessed by using a high-speed bearing lifetime testing machine, and the test methods are 2ASTM D 3336 (“Determination of the lifetime of grease in ball bearings at high temperatures”) and 3DIN 51821-2 (“Determination of the effective lifetime of rolling bearing greases FE9 method”).

2.6. Viscosity-Temperature Property

The rheological properties of lubricating oil were tested by a DISCOVERY HR-3 Rotational Rheometer. The specific operation mode of the dynamic rheology test was as follows: the initial temperature was 200 °C, the cooling rate was 5 °C/min, the terminal temperature was −30 °C, the shear rate was 1.01/s, and one data point was taken every 60 s. The dynamic viscosity of four lubricating oils was measured as the temperature decreased.

3. Results and Discussion

3.1. Structural Characterization of MgAl LDHs Materials

3.1.1. XRD of MgAl LDHs

Figure 2 shows the XRD patterns of MgAl LDHs samples. It can be seen, from the figure, that the characteristic diffraction peaks of [003], [006], [009], [012], [015], [018], [110], and [113] of LDHs appear in all three samples. The diffraction peaks of the samples in the spectrogram are symmetrical and sharp, with high intensity and stable baseline, indicating that the synthesized LDHs have good crystal shape, high crystallinity, and high regularity between layers. The appearance of diffraction peaks on [1010] and [1011] crystal surfaces indicates that the LDHs have fine structures. It can be seen, from the position of the 003 peak, that the interlayer spacing is 0.75 nm, and the interlayer anion is CO_3^{2-} .

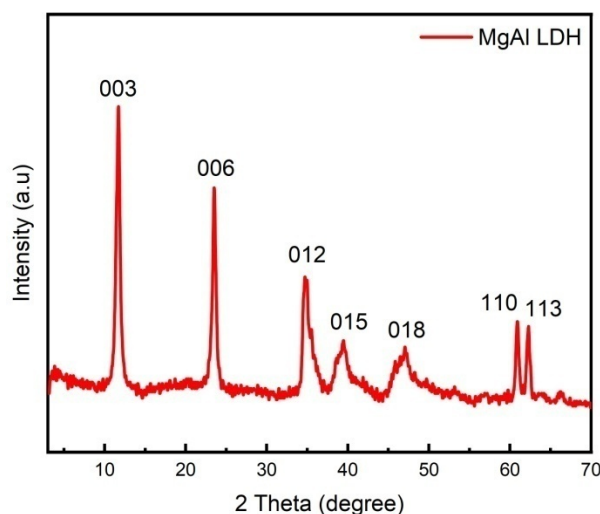


Figure 2. XRD patterns of LDH.

3.1.2. SEM Image and Particle Size Analysis of MgAl LDHs

The SEM figure shows that LDH prepared by the co-precipitation method, using a colloid mill, has a hexagonal sheet structure, a smooth surface, and a sharp edge, indicating that the prepared LDHs have complete structure and high crystallinity, which are consistent with XRD characterization results. The particle size of the sample is mainly concentrated at 70–200 nm, with the average particle size being $d_{0.5} = 100$ nm. The particle size of MgAl LDH samples was prepared by the co-precipitation method, using a colloid mill that is nano scale, with small particle size, high crystallinity, and complete crystal shape (Figure 3). The average particle size is about 120 nm.




Figure 3. SEM image and particle size distribution of MgAl LDHs.

3.2. Study on Properties of LDHs in Grease

3.2.1. Study on Oxidation Resistance of LDHs in Lithium Base Grease

Over the years, many oxidation bench tests have been developed and proven to be very effective for grease formulation selection, especially in the screening and formulation development of new antioxidants. Due to the limitations of the test site, a single test cannot simulate the real working conditions. Therefore, when examining grease formulation and antioxidant screening, an effective method is to use multiple test methods for comparative evaluation.

Bearing lifetime refers to the ability of grease to lubricate high temperature and high-speed ball bearings for extended periods of time under light load conditions. The test method is ASTM D 3336 (“Life of lubricating greases in ball bearings at elevated temperatures”).

To test the lifetime of the bearing, a set of steps are undertaken. Firstly, a 3.2 mL sample is loaded into the cleaned 6204 bearing, following which, the test bearing, support bearing, and finger spring are installed onto the main shaft, and the thermocouple is positioned and fixed carefully. Secondly, the device is turned on to raise the temperature of the bearing up to the measured temperature. At a speed of 10,000 r/min, the bearing is run continuously until either the grease sample fails or the specific running time is achieved. The running time (in hours) is then recorded as the lifetime of the specimen in the ball bearing.

Analyzing the data presented in Tables 1 and 2, it is evident that, at a temperature of 149 °C, the bearing life of the grease sample is similar when the base grease is added with LDHs and diphenylamine at a concentration of 0.3%. Conversely, when the base grease was added with LDHs and T531 at a concentration of 0.5%, it was observed that the bearing life of the grease sample 4 (with added LDHs) doubled in comparison to sample 3 (with added T531). This indicates that the bearing life is heavily influenced by the addition of different types of antioxidants. Furthermore, these results suggest that LDH could potentially replace traditional organic antioxidants and pave the way towards sustainable, green development.

Table 1. Proportion of LDHs in general lithium base grease.

Materials	Sample 1	Sample 2	Sample 3	Sample 4
Base Oil	92.7%	92.7%	92.5%	92.5%
Soap content in grease	7%	7%	7%	7%
LDHs	0	0.3%	0	0.5%
Diphenylamine	0.3%	0	0	0
T531	0	0	0.5%	0

Table 2. Bearing lifetime test of LDHs in general lithium base grease.

	Sample 1	Sample 2	Sample 3	Sample 4
CRC lifetime (149 °C), h	14	14.8	19.5	41.7

Tables 3 and 4 show the results of the bearing lifetime tester test, conducted by a different company, which found that the samples containing LDHs had significantly higher bearing lifetimes compared to the base grease. The base grease had a bearing lifetime of 40 h at 149 °C. However, adding 1% of LDHs increased the grease lifetime by a factor of three, and increasing the LDH content to 3% extended the lifespan by approximately four times. Further, adding 5% of LDHs increased the grease lifetime by nearly five times.

Table 3. Formulas of different proportions of LDH general lithium base grease.

Materials	Sample 5	Sample 6	Sample 7	Sample 8
Base Grease	100%	99%	97%	95%
LDHs	0	1%	3%	5%

Table 4. ASTM D 3336 bearing lifetime test of LDHs in general lithium base grease.

	Sample 5	Sample 6	Sample 7	Sample 8
CRC lifetime (149 °C), h	40	120	157	188

The FE9 method is a testing process that uses angular contact ball bearings in a specialized rolling bearing grease tester to determine the effective service lifetime of grease. This test method is defined by the DIN 51821-2 standard, titled “Testing of lubricants—Test using the FAG roller bearing grease testing apparatus FE9—Part 2: Test method”. The FE9 test steps involve filling five sets of clean test bearings with a certain amount of grease to be tested, and then the test stops involve installing these test bearings onto five test units. The test conditions are set in accordance with specific requirements, including a speed of 6000 r/min, axial force of 1500 N, and a temperature range of 120 °C to 220 °C (set as an integer multiple of 10 °C) under test conditions. The heating system is activated to control the temperature using a temperature controller. During the test, the friction torque of the bearing will increase as a result of poor lubrication. If this results in the power of the driving motor exceeding the limit value and lasting for 6 s to 8 s, the test is ended. After the test, the running times of each of the five test bearings are inputted into the Weibull distribution data evaluation software (version 9) to produce life failure probability distribution diagrams. The effective lifetime of the grease can be determined by reading the running time at the 50% failure probability mark on the diagram.

Through the test results in Tables 3 and 5, it was found that the lifetime of FE9 bearings of the three samples added with LDHs are obviously better than those of the base grease, and with the increase in the amount of LDHs added, the bearing lifetime tends to increase regularly. Table 6 reveals that samples 1–4 used mineral oil, while samples 5–8 used a higher viscosity semi-synthetic oil, resulting in a significant improvement in the CRC bearing life test.

Table 5. DIN 51821-2 bearing life test of LDHs in general lithium base grease.

	Sample 5	Sample 6	Sample 7	Sample 8
Lifetime (177 °C), h	77	90	107	116

Table 6. The typical properties of eight greases.

	Sample 1	Sample 2	Sample 3	Sample 4	Sample 5	Sample 6	Sample 7	Sample 8
Thickener type	lithium calcium mixed soap				lithium soap			
Base oil type	mineral oil				semi-synthetic oil			
Base oil viscosity (100 °C), cst	6				8			
Cone penetration (25 °C)	257	256	253	255	258	255	252	250
Drop point (°C)	185	186	182	190	193	193	193	195

3.2.2. Study on Oxidation Resistance of LDHs in Grease for Mine Electric Shovel

After the 1930s, electricity replaced other forms of power and became the only power for mining excavators, and the steam shovel was replaced by the electric shovel. At this time, the shovel was mainly used for stripping mining, and the large mining shovel used

for stripping is called a “stripping shovel”. With the expansion of the scale of open-pit mining, the stripping shovel developed towards a larger scale. In the 1970s, as surface mining technology improved, smaller pick-up shovels gradually replaced larger stripper shovels for easier matching with mining trucks. So far, this type of electric shovel is still the main equipment for open-pit mining mines.

At the end of 2005, the WK-20 20 m³ electric shovel of Taiyuan Heavy Industry Co., Ltd. (TYHI) (Taiyuan, China) was successfully launched, breaking the long-term monopoly of American companies in the field of large mining electric shovels, with a bucket capacity of more than 20 m³. Since then, TYHI has developed WK-27, WK-35, WK-55, and WK-75 shovels, among which THE WK-75 shovel design standard, with a bucket capacity of 75 m³, is the largest types of shovel independently developed in China.

The shovel is one of the most important parts of equipment in open-pit mining technology. Lubrication of the gear mechanism of the shovel has always been a difficult problem. Improper selection of lubricant often causes serious pitting corrosion, abrasion, scratches, excessive wear, and other phenomena, which makes the gear enter overhaul before its service lifetime, and this increases maintenance costs. It is the bound duty of SINOPEC to prolong the use of grease in mine shovels and to reduce the surface pollution caused by exposed grease in open-pit coal mines.

According to Tables 7 and 8, as well as Figures 4 and 5, LDHs added to shovel grease can prolong the service lifetime of grease, while the overall performance of grease is not affected. After LDH is added, the anti-wear performance of grease is slightly improved (Figure 4), which may be caused by the two-dimensional structure and high crystallinity of LDH, forming a protective film on the surface of the friction pair.

Table 7. Formula of LDHs in shovel grease.

Materials	Sample 9	Sample 10	Sample 11	Sample 12
GRK-A	100%	98%	96%	94%
LDHs	0	2%	4%	6%

Table 8. Typical product data table.

Project	Sample 9	Sample 10	Sample 11	Sample 12	Experimental Method
Extreme pressure performance, PD value/N	4903	4903	4903	4903	ASTM D2596
Wear protection, scar diameter, mm, max	0.65	0.62	0.63	0.61	ASTM D2266
Anticorrosive (52 °C, 48 h)	Pass	Pass	Pass	Pass	ASTM D1743
Corrosion (T ₂ Cu, 100 °C, 24 h)	Pass	Pass	Pass	Pass	ASTM D4048
PDSC (190 °C)/min	31.0	37.2	39.5	42.6	ASTM D5483




Figure 4. Surface morphology of four spheres of samples 9, 10, 11, and 12.

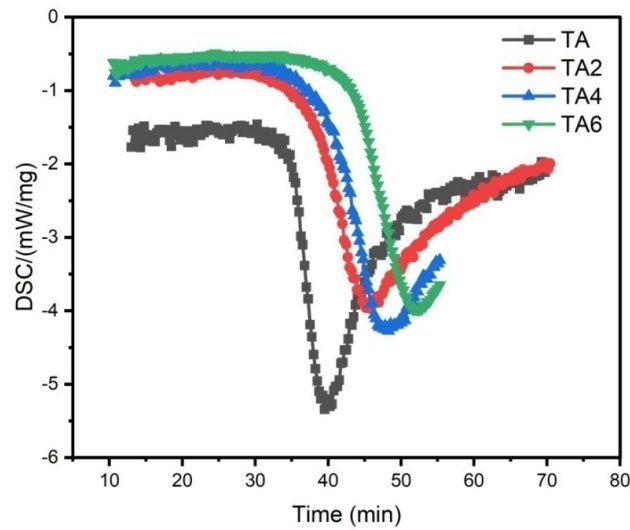


Figure 5. PDSC measurements of TA, TA2, TA4, and TA6 (Note: sample 9 is TA, sample 10 is TA2, sample 11 is TA4, and sample 12 is TA6).

The main premise of DSC to study reaction kinetics is that the degree of reaction is proportional to the thermal effect released or absorbed by the reaction, that is, it is proportional to the area under the DSC curve. This can be expressed by the following formula:

$$\alpha = \frac{H}{H_T} = \frac{S'_s}{S_s} \quad (1)$$

$$1 - \alpha = \frac{H_T - H}{H_T} = \frac{S_s - S'_s}{S_s} = \frac{S''_s}{S_s} \quad (2)$$

$$\frac{d\alpha}{dt} = \frac{1}{H_T} \frac{dH}{dt} \quad (3)$$

where; H —enthalpy, heat of reaction at temperature T ; H_T —total enthalpy of the reaction, α —degree of reaction proceeding, S_s —Total area under the DSC curve, S'_s —Reaction process area under DSC curve, S''_s —The difference between the total area under the DSC curve and the area of the reaction process, T —reaction time. Thus, the basic kinetic equation of the reaction can be rewritten as:

$$\frac{1}{H_T} \frac{dH}{dt} = A e^{-\frac{E}{RT}} \left(\frac{H_T - H}{H_T} \right)^n \quad (4)$$

On both sides of the exponential, the following holds:

$$\frac{\Delta \ln \frac{dH}{dt}}{\Delta \ln(H_t - H)} = \frac{\left(\frac{E}{R} \right) \Delta 1/T}{\Delta \ln(H_t - H)} + n \quad (5)$$

By comparing DSC scanning curves with the same change rates of the two reactions at different rates, the activation energy E can be obtained:

$$\left[\frac{\Delta \ln \frac{dH}{dt} \frac{1}{H_T}}{\Delta \frac{1}{T}} \right]_n = -\frac{E}{R} \quad (6)$$

If the change rate α is the same at peak temperature, it is further expressed as:

$$\frac{\Delta \ln \frac{\beta}{T^2}}{\Delta \frac{1}{T}} = -\frac{E}{R} \quad (7)$$

The E_a can be obtained through Equation (8), and the rate constant k is dependent on the reaction temperature, according to the Arrhenius Equation (9).

$$\ln \frac{\beta}{T_p^2} = \ln \frac{AR}{E_a} - \frac{E_a}{RT_p} \quad (8)$$

$$k = Ae^{-E_a/RT} \quad (9)$$

In these equations, β is the heating rate (K min^{-1}), T_p is the temperature corresponding to the inflection point of the thermodegradation curves, which correspond to the maximum reaction rate (K), A is the pre-exponential factor (min^{-1}), E_a is the activation energy (kJ mol^{-1}), and R is the gas constant ($8.314 \text{ J mol}^{-1} \text{ K}^{-1}$). The activation energy and pre-exponential factor can be obtained from the slope.

As can be seen from Tables 9 and 10 and Figures 6 and 7, the activation energies of the four samples all meet the increasing law of $E_{TA} < E_{TA2} < E_{TA4} < E_{TA6}$, indicating that, with the increase in the amount of LDHs added, the larger reaction activation energy of grease indicates the stronger that its thermal anti-oxidation and decomposition ability are.

Table 9. PDSC situation of samples with different heating rates.

	Warming Rate β , K/min	T_{on} , °C	T_p , °C	T_p , K	$1000/T_p$, 1/K	$\ln(\beta/T^2)$
Sample 9	10	236.51	240.43	513.58	1.947	−10.180
	12	238.75	241.24	514.39	1.944	−10.001
	15	240.85	246.22	519.37	1.925	−9.797
	20	252.09	260.26	533.41	1.875	−9.563
Sample 10	10	238.93	243.4	516.55	1.936	−10.192
	12	238.39	244.04	517.19	1.934	−10.012
	15	243.97	250.55	523.7	1.909	−9.814
	20	247.96	253.95	527.1	1.897	−9.539
Sample 11	10	236.16	240.84	513.99	1.946	−10.182
	12	237.16	243.4	516.55	1.936	−10.009
	15	241.56	248.37	521.52	1.917	−9.805
	20	244.71	250.83	523.98	1.908	−9.527
Sample 12	10	235.19	239.45	512.6	1.951	−10.176
	12	237.31	241.81	514.96	1.942	−10.003
	15	240.92	246.04	519.19	1.926	−9.796
	20	247.35	248.85	522	1.916	−9.520

Table 10. Correlation coefficients of different samples (R^2), activation energy.

Sample	Sample 9	Sample 10	Sample 11	Sample 12
R^2	0.8049	0.8978	0.9413	0.9698
Activation energy, KJ/mol	61.61	119.24	135.68	147.87

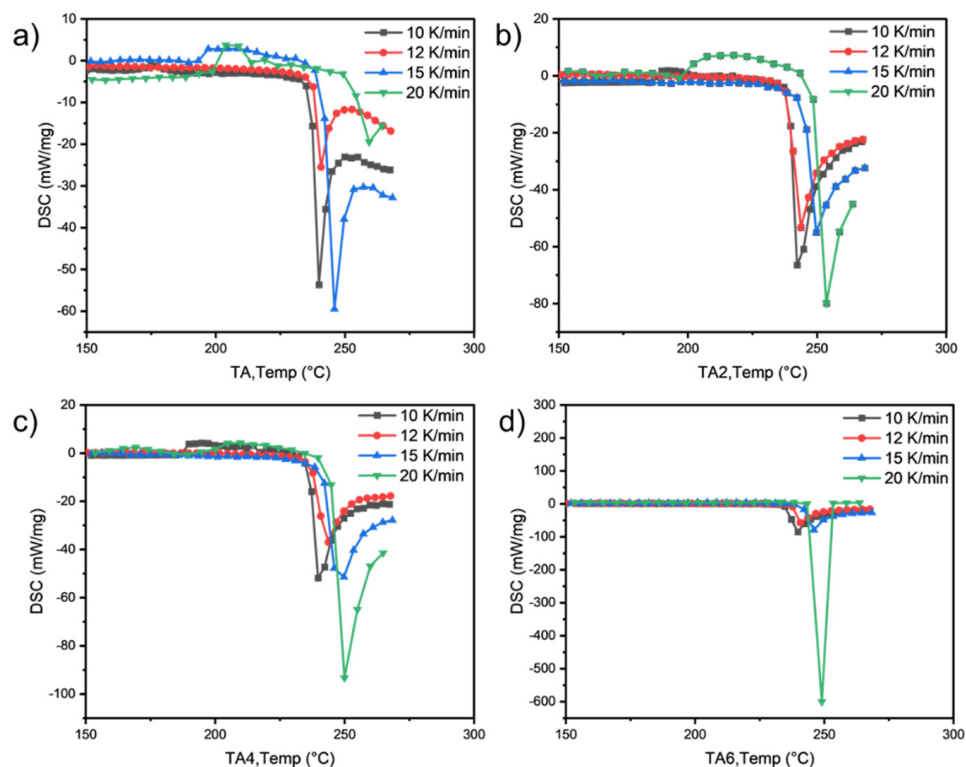


Figure 6. PDSC curves of (a) TA, (b) TA2, (c) TA4, and (d) TA6 at different heating rates.

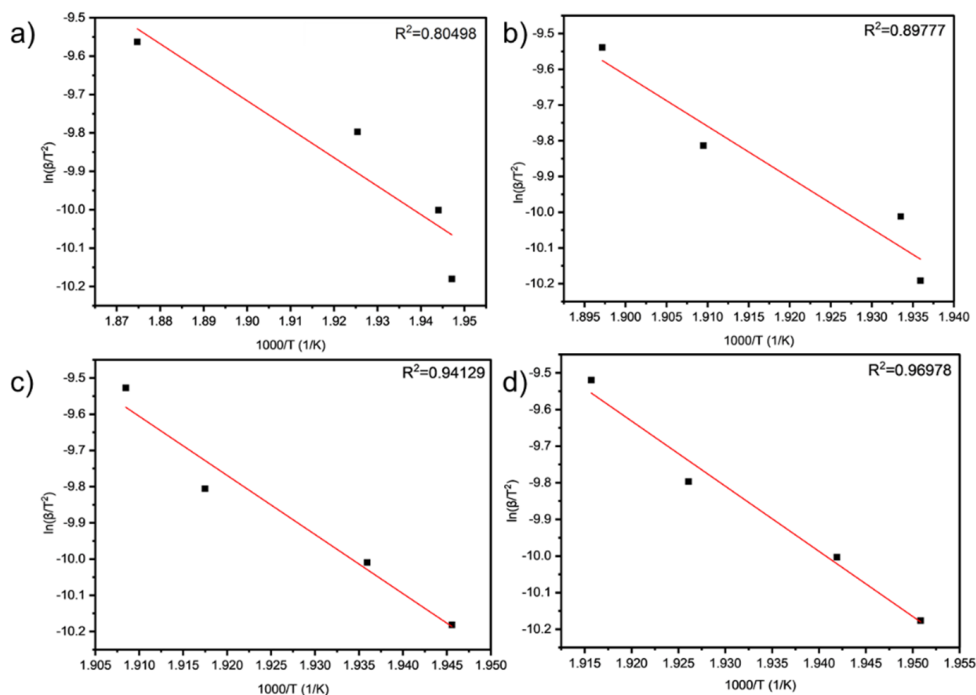


Figure 7. Linear fit results of (a) TA, (b) TA2, (c) TA4, and (d) TA6 obtained by PDSC analysis.

3.2.3. Analysis of Rheological Properties of Electric Shovel Grease

Grease is a viscoelastic non-Newtonian fluid. The elastic part of viscoelasticity is represented by the energy storage modulus G' , which indicates that the stress energy can be temporarily stored and recovered during the experiment. The viscous part is represented by the loss modulus G'' , which indicates that the grease loses energy during the initial flow, which is converted into shear heat, and the loss is irreversible. When

rheological experiments are performed, the shear stress increases, and the point where the energy storage modulus G' begins to decrease is usually defined as the end of the linear viscoelastic zone (LVE), called the yield point, and the shear stress at this point is also called the yield stress τ_y . The maximum elastic deformation that the grease can withstand can be determined by this point. Shear stress and deformation continue to increase, G' line and G'' line intersect, the intersection point is called the “flow point”, the shear stress at this point is called the “flow stress”, τ_f , and, at this time, the grease thickener structure is more damaged, and the grease also begins to flow.

The oscillatory rheological experiments were performed on four grease samples using this method. Figure 8 shows the relationship between the storage modulus G' and loss modulus G'' , with the variation in shear deformation γ at different temperatures measured by changing the experimental temperatures (60, 80, 100, and 120 °C).

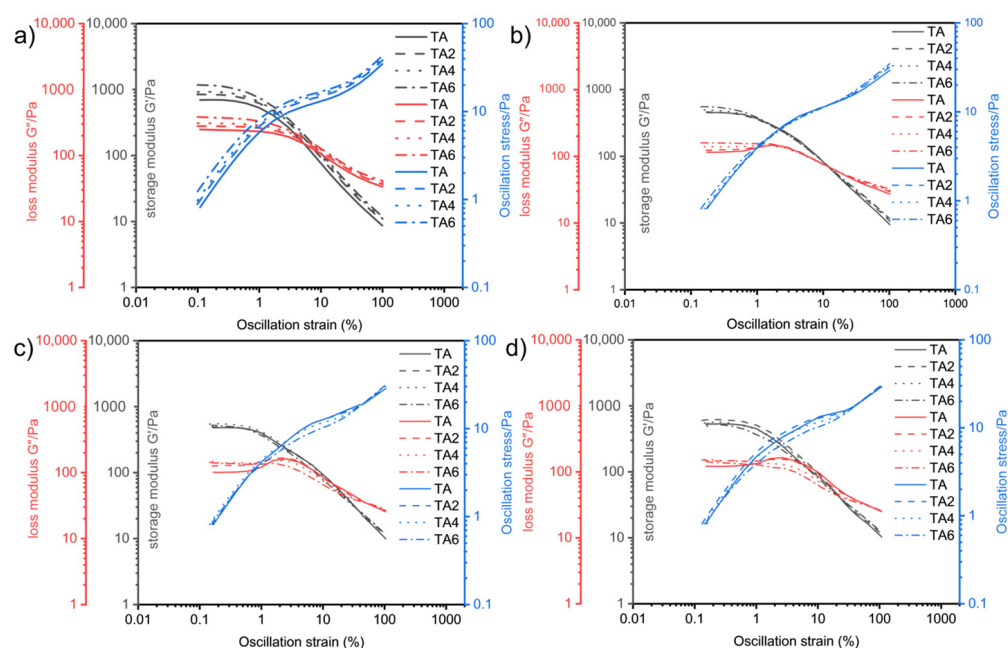


Figure 8. Variation in storage modulus, loss modulus, and oscillation stress with strain at different temperatures: (a) 60 °C, (b) 80 °C, (c) 100 °C, and (d) 120 °C.

It can be seen, from Figure 8, that the overall pattern of the energy storage modulus G' of the four greases entering the rheological transition zone at 60, 80, 100, and 120 °C is gradually decreasing with the increase in temperature. From the previous principle analysis, it is known that the larger the G' is, the better the structure of the grease that is maintained before it is in gel state, and the lubricating performance of the grease inside the electric shovel gear is often carried out within a few seconds after the start of operation. Therefore, it is beneficial to improve the lubrication of gears by appropriately improving the energy storage modulus and fluidity performance of grease. At 60 °C, as the proportion of LDHs increases, the energy storage modulus of TA6 grease sample is the largest, and TA2 is the second-largest; at 120 °C, and, as the proportion of LDHs increases, the energy storage modulus of TA6 grease sample is the largest, and TA4 is the second-largest; at 100 °C, the energy storage modulus of TA4 grease sample is the largest, and TA2 is the second-largest; at 120 °C, the energy storage modulus of TA2 grease sample is the largest, TA is the second-largest, and TA6 is the smallest; it means that, at low temperature, the energy storage modulus of grease increases simultaneously with the increase in LDH ratio. When there is an increase in temperature, the larger the LDHs ratio is, the larger the system elastic deformation damage is, so it is necessary to consider the effect of suitable ratio of LDHs on energy storage modulus. Combined with the flow transition index and energy storage moduli in different linear viscoelastic intervals, it can be seen that adding two-

percent LDH is the best for the system's elastic deformation and energy storage modulus. This indicates that the internal structure of sample TA2 is more stable under shear, and the fiber structure is better maintained, which is better for gear support and lubrication, and this is conducive to reducing gear wear.

The values of the energy storage modulus and the loss modulus, as well as shear stress and the corresponding strain values of the four greases at yield point and flow point at the two sets of experimental temperatures, can be calculated, and the numerical results are listed in Table 11.

Table 11. G' and G'' about four greases at yield point, as well as critical strains, corresponding to the flow point.

Samples	t/°C	Yield Point				Flow Point			τ_f/τ_y
		G'/Pa	G''/Pa	$\gamma/\%$	τ_y/Pa	$G'(G'')/\text{Pa}$	$\gamma/\%$	τ_f	
TA	60	613.99	236.31	0.62	4.11	148.04	5.5509	11.50	2.798
	80	423.44	120.19	0.63	2.76	101.59	8.0331	10.65	3.859
	100	457.66	106.39	0.63	2.95	130.49	6.6947	11.49	3.895
	120	507.12	125.47	0.63	3.28	113.90	6.6787	11.25	3.430
TA2	60	791.08	275.02	0.63	4.87	175.96	5.5756	13.31	4.046
	80	411.87	129.02	0.63	2.72	55.62	15.6308	12.86	4.730
	100	459.57	130.17	0.63	3.00	75.75	12.9248	13.35	4.450
	120	571.78	144.25	0.63	3.11	51.35	18.4844	14.13	4.543
TA4	60	773.71	295.00	0.63	5.25	167.96	6.1426	14.39	2.741
	80	426.57	140.67	0.63	2.85	53.30	16.1876	12.89	4.523
	100	492.54	138.28	0.63	3.24	46.35	20.3598	13.81	4.262
	120	492.16	144.51	0.63	3.22	52.64	17.5229	12.90	4.006
TA6	60	903.04	351.65	0.64	6.20	140.73	8.4815	16.25	2.621
	80	460.45	155.40	0.63	3.09	58.57	14.9034	12.79	4.139
	100	447.03	134.49	0.63	2.94	45.28	19.3143	12.63	4.296
	120	441.75	131.10	0.64	2.93	50.02	17.5491	12.03	4.106

Table 11 shows that, at 60 °C, the yield point energy storage modulus G' is ranked as $G'(\text{TA6}) > G'(\text{TA2}) > G'(\text{TA4}) > G'(\text{TA})$; at 80 °C, $G'(\text{TA6}) > G'(\text{TA4}) > G'(\text{TA}) > G'(\text{TA2})$; at 100 °C, $G'(\text{TA4}) > G'(\text{TA2}) > G'(\text{TA}) > G'(\text{TA6})$; at 120 °C, $G'(\text{TA2}) > G'(\text{TA}) > G'(\text{TA4}) > G'(\text{TA6})$.

At the flow point, the strain amplitude γ is ordered as follows: 60 °C, $\gamma(\text{TA6}) > \gamma(\text{TA4}) > \gamma(\text{TA2}) > \gamma(\text{TA})$; 80 °C, $\gamma(\text{TA4}) > \gamma(\text{TA2}) > \gamma(\text{TA6}) > \gamma(\text{TA})$; 100 °C, $\gamma(\text{TA4}) > \gamma(\text{TA6}) > \gamma(\text{TA2}) > \gamma(\text{TA})$; 120 °C, $\gamma(\text{TA2}) > \gamma(\text{TA6}) > \gamma(\text{TA4}) > \gamma(\text{TA})$. The energy storage modulus, G' , is ordered as follows: 60 °C, $G'(\text{TA2}) > G'(\text{TA4}) > G'(\text{TA}) > G'(\text{TA6})$; 80 °C, $G'(\text{TA}) > G'(\text{TA6}) > G'(\text{TA2}) > G'(\text{TA4})$; 100 °C, $G'(\text{TA}) > G'(\text{TA2}) > G'(\text{TA4}) > G'(\text{TA6})$; and, at 120 °C, $G'(\text{TA}) > G'(\text{TA4}) > G'(\text{TA2}) > G'(\text{TA6})$. The shear stress, τ_f , is sorted as follows: 60 °C, $\tau_f(\text{TA6}) > \tau_f(\text{TA4}) > \tau_f(\text{TA2}) > \tau_f(\text{TA})$; 80 °C, $\tau_f(\text{TA4}) > \tau_f(\text{TA2}) > \tau_f(\text{TA6}) > \tau_f(\text{TA})$; and, at 100 °C, $\tau_f(\text{TA4}) > \tau_f(\text{TA2}) > \tau_f(\text{TA6}) > \tau_f(\text{TA})$; finally, at 120 °C, $\tau_f(\text{TA2}) > \tau_f(\text{TA4}) > \tau_f(\text{TA6}) > \tau_f(\text{TA})$.

At the flow point, the flow transition index τ_f/τ_y is ordered as follows: $\tau_f/\tau_y(\text{TA2}) > \tau_f/\tau_y(\text{TA}) > \tau_f/\tau_y(\text{TA4}) > \tau_f/\tau_y(\text{TA6})$ for 60 °C; $\tau_f/\tau_y(\text{TA2}) > \tau_f/\tau_y(\text{TA4}) > \tau_f/\tau_y(\text{TA6}) > \tau_f/\tau_y(\text{TA})$ for 80 °C; $\tau_f/\tau_y(\text{TA2}) > \tau_f/\tau_y(\text{TA6}) > \tau_f/\tau_y(\text{TA4}) > \tau_f/\tau_y(\text{TA})$ for 100 °C; and $\tau_f/\tau_y(\text{TA2}) > \tau_f/\tau_y(\text{TA6}) > \tau_f/\tau_y(\text{TA4}) > \tau_f/\tau_y(\text{TA})$ for 120 °C.

The maximum value of τ_f/τ_y for sample TA2 at the test temperature indicates that, at this temperature, TA2 grease-like soap fibers have the best structural stability, and the

soap fibers are less likely to fracture or break. Comparing the storage modulus and flow transition index at different temperatures, it can be seen that the addition of the appropriate amount of LDHs for the system oxidation resistance and viscoelasticity requires close attention. For the electric shovel grease system, adding 2% LDH can achieve the best oxidation resistance and rheological properties.

Since grease is a non-Newtonian fluid, curve fitting in this paper refers to the streamlining of flow curves of varying graphical complexity into an equation with two, three, or four coefficients. Curve fitting has the following advantages: in quality control, it is easier to mathematically set the tolerance range with the help of standard regression coefficients, and it is more difficult to visually compare the shape difference between the unique flow curve formed by the measured test point and the standard curve. After completing the procedural processing of the experimental data, the second step is obviously to continue the automatic evaluation of the samples for compliance with the technical specifications. Regression calculations help to solve this problem.

These data were not fitted to the Ostwald-de-Waele model (Equation (10)) because of R^2 . These presented a value of n not close to 1, as was expected for non-Newtonian fluids. The existence of a yield stress value can be recognized in Figures 9–12, and the data were not satisfactorily fitted to a Herschel-Bulkley model (Equation (11)), and the results are collected in Table 12. The data were satisfactorily fitted to a polynomial model (Equation (12), $R^2 > 0.999$), and the results are collected in Table 12.

$$\tau = A \times \gamma^n \quad (10)$$

$$\tau = \tau_0 + A \times \gamma^n \quad (11)$$

$$\tau = \tau_0 + B1 \times \gamma + B2 \times \gamma^2 + B3 \times \gamma^3 + B4 \times \gamma^4 \quad (12)$$

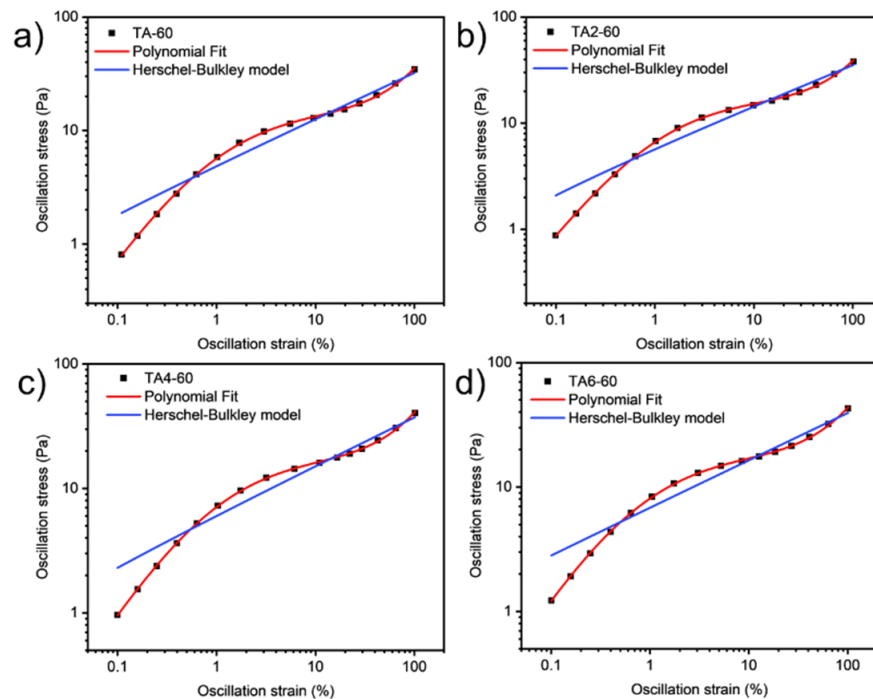


Figure 9. Oscillation strain dependence on stress of GRK-A for (a) TA, (b) TA2, (c) TA4, and (d) TA6 at 60 °C.

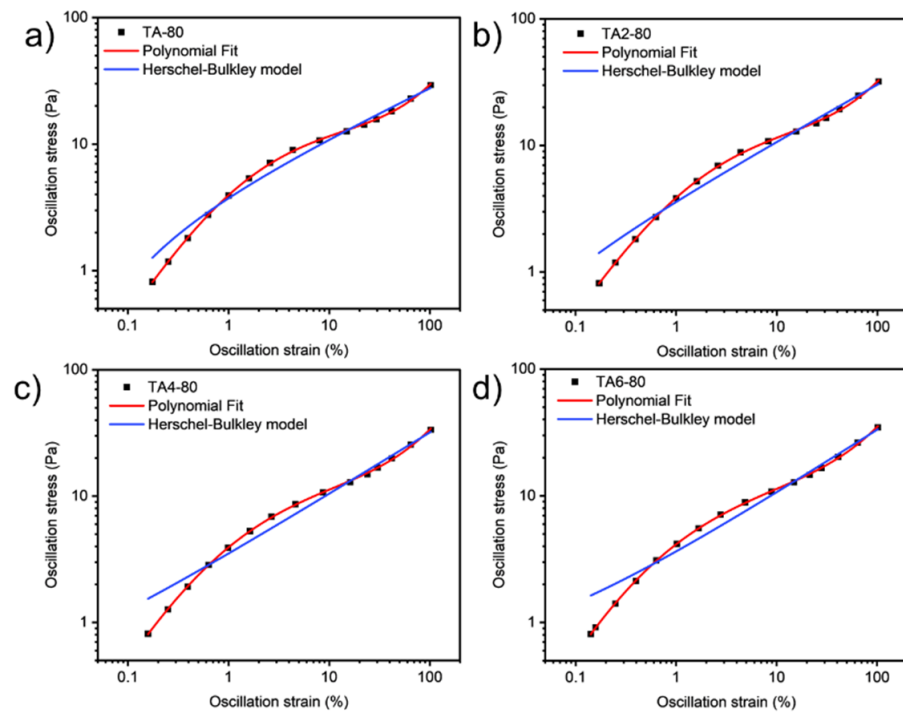


Figure 10. Oscillation strain dependence on stress of GRK-A for (a) TA, (b) TA2, (c) TA4, and (d) TA6 at 80 °C.

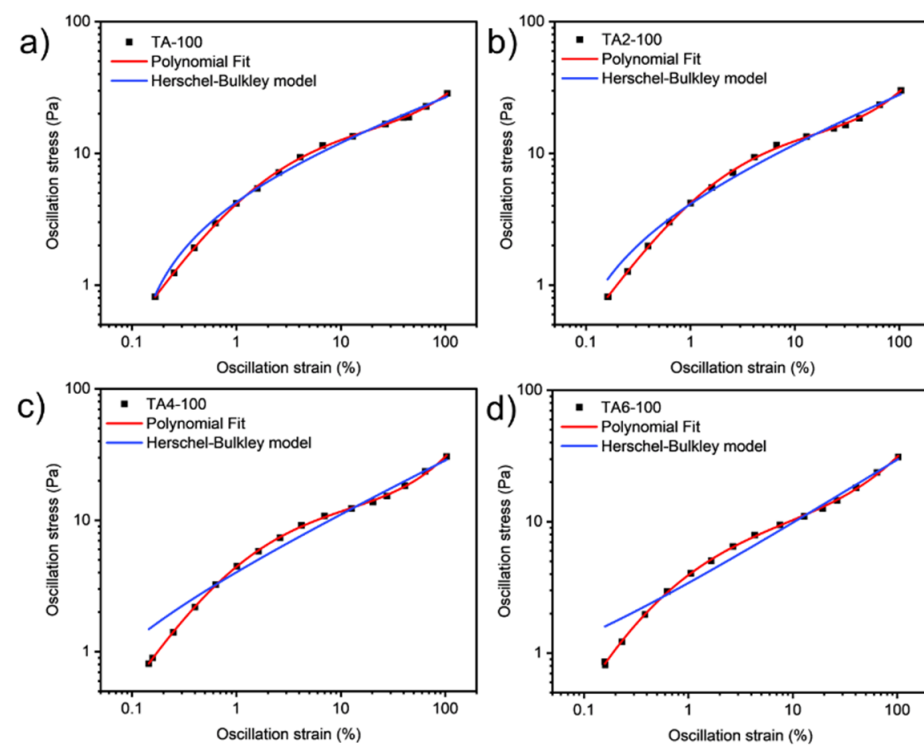


Figure 11. Oscillation strain dependence on stress of GRK-A for (a) TA, (b) TA2, (c) TA4, and (d) TA6 at 100 °C.

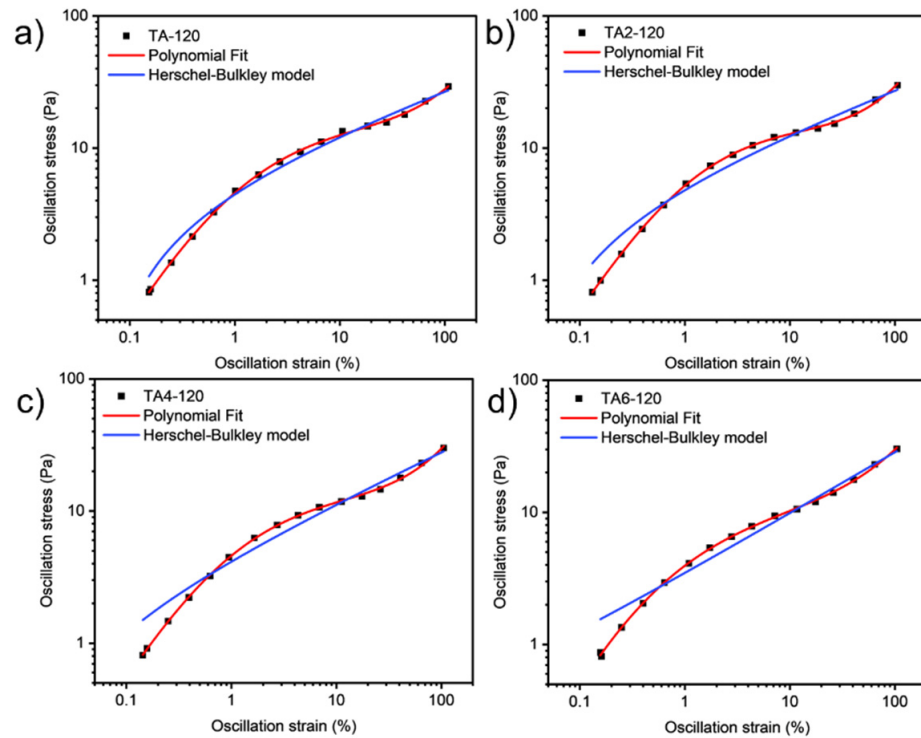


Figure 12. Oscillation strain dependence on stress of GRK-A for (a) TA, (b) TA2, (c) TA4, and (d) TA6 at 120 °C.

Table 12. Fitting parameters for different samples.

Samples	t/°C	Herschel-Bulkley				Polynomial Model					
		τ_0	A(PaS)	n	R ²	τ_0	B1	B2	B3	B4	R ²
TA	60	-0.17013	5.01855	0.40503	0.97886	0.75392	0.62169	-0.30497	0.01278	0.0419	0.99969
	80	-1.40671	5.14107	0.37571	0.98927	0.59648	0.71804	-0.28236	-0.01145	0.04116	0.99982
	100	-4.57033	8.83087	0.2739	0.99217	0.61618	0.72549	-0.26076	-0.01181	0.03215	0.99973
	120	-3.69007	8.15259	0.28578	0.98624	0.66102	0.68852	-0.29324	0.00971	0.03145	0.9996
TA2	60	-0.43383	6.10031	0.38329	0.97621	0.8211	0.61639	-0.304	0.0042	0.04483	0.99975
	80	-0.40886	3.99091	0.44285	0.98991	0.58732	0.70288	-0.26138	-0.00565	0.03777	0.99978
	100	-2.55959	6.68648	0.32895	0.98663	0.62274	0.71909	-0.26752	-0.02154	0.04063	0.99956
	120	-2.83118	7.6334	0.29729	0.97754	0.71639	0.66685	-0.31873	-0.00183	0.04413	0.99967
TA4	60	-0.25301	6.2587	0.38869	0.97637	0.85047	0.6009	-0.29739	0.01151	0.04102	0.99985
	80	0.19405	3.32559	0.48983	0.99148	0.59449	0.65491	-0.2506	0.02605	0.02607	0.99981
	100	-0.73875	4.76603	0.39434	0.98524	0.64636	0.65307	-0.27959	0.01283	0.03423	0.99974
	120	-0.96712	5.10512	0.37488	0.98292	0.66186	0.64919	-0.29684	0.01464	0.03637	0.99963
TA6	60	-0.05537	6.87727	0.37931	0.97317	0.90801	0.5467	-0.28652	0.02629	0.03578	0.99985
	80	0.44239	3.20322	0.50524	0.99211	0.61746	0.61174	-0.23801	0.04488	0.01852	0.99985
	100	0.34805	3.07355	0.48968	0.99076	0.59371	0.59728	-0.26014	0.06989	0.01168	0.99965
	120	0.13685	3.35305	0.46384	0.99052	0.59669	0.59764	-0.26009	0.0638	0.01334	0.99951

3.2.4. Electric Shovel Grease Viscosity and Temperature Analysis

The viscosity–temperature property of grease is the performance of viscosity changed by the temperature. Viscosity usually decreases with the increase in temperature. The change in viscosity of a grease is highly correlated with temperature, and there is a pattern, and the viscosity reflects the rheology of the fluid. The most commonly used equations for calculating viscosity are derived from the corresponding state or statistical principles, but this method has some limitations.

The rheological properties of mine grease with different LDHs additions were investigated using a DISCOVERY HR-3 rotational rheometer. It can be found, by Figure 13, that the viscosity changes with temperature in an approximate exponential manner, and the kinematic viscosity of the four types of grease increases sharply when cooling from 200 °C to −30 °C, but the curve is relatively flat, and the decline becomes smaller from 200 °C to 5 °C. In the low-temperature working interval (−30 °C to −5 °C), the grease samples with different proportions of solid LDHs added are better than mine grease low temperature, indicating that the addition of solid LDH can change the low temperature performance of mine grease. In the high temperature working interval (40 °C~200 °C), the four grease samples' power viscosities are comparable, indicating that, after adding nano-solid LDHs, the grease in the high temperature working interval viscosity declines, as a trend, and adding three proportions of LDH viscosity declines, as a trend, in the same way, especially after adding 6% of LDHs, which resulted in slightly higher viscosity.

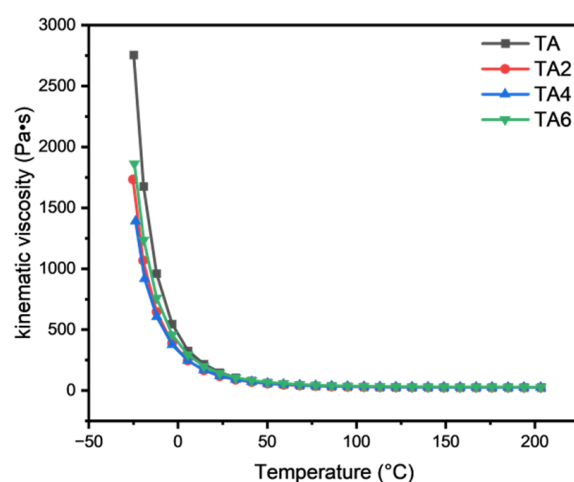


Figure 13. Temperature curve of different samples.

4. Conclusions

In this paper, a new environmentally friendly LDH antioxidant was developed from theoretical design and mainly through experiments. The main research contents and conclusions of this paper are as follows:

- (1) LDH was prepared via the co-precipitation method and used as an environmentally friendly antioxidant in lithium base grease.
- (2) By adding LDHs into large electric shovel grease (GRK-A), the service lifetime of grease is extended by 20%, while the overall performance of grease is not affected. It was found that, with the increase in LDH addition, the greater the activation energy of the reaction of grease, the stronger the resistance to thermal oxidation and decomposition.
- (3) Comparing the energy storage modulus and flow transition index at different temperatures, it can be seen that adding the right amount of LDH needs close attention for system oxidation resistance and viscoelasticity. For electric shovel grease, the best oxidation resistance and rheological properties can be achieved by adding 2% LDH. The rheological viscosity–temperature curve shows that the grease samples with different ratios of solid LDHs are better than mine grease at low temperatures.
- (4) Non-Newtonian fluid grease is not suitable for the Ostwald-de-Waele model and the Herschel-Bulkley model, but it is more suitable for the polynomial model.

Author Contributions: Conceptualization, Y.L. and J.H.; methodology, Y.L., W.Z. and W.X.; software, W.Z., Y.H. and Q.Z.; formal analysis, W.Z., Y.H. and Q.Z.; investigation, W.Z. and W.X.; resources, Y.L. and J.H.; data curation, W.Z., Y.H. and Q.Z.; writing—original draft preparation, Y.L. and Q.Z.; writing—review and editing, Y.L. and J.H.; supervision, J.H.; project administration, J.H.; funding acquisition, J.H. All authors have read and agreed to the published version of the manuscript.

Funding: This work was supported by the Fundamental Research Funds for the Central Universities (BHYC1702B).

Data Availability Statement: The data that support the findings of this study are available from the corresponding author.

Conflicts of Interest: The authors declare no conflict of interest.

Nomenclature

List of abbreviations

LDH	Layered double hydroxide
LVE	Linear viscoelastic zone
H	Heat of reaction at temperature T
H_T	Total enthalpy of the reaction
α	Degree of reaction proceeding
S_s	Total area under the DSC curve
S'_s	Reaction process area under DSC curve
S''_s	Difference between the total area under the DSC Curve and the area of the reaction process
t	Reaction time
β	Heating rate
T_p	Temperature corresponding to the inflection point of the Thermodegradation curves
A	Pre-exponential factor
E_a	Activation energy
R	Gas constant
G'	Energy storage modulus
G''	Loss modulus
τ_y	Yield stress
τ_f	Flow stress

References

- Sommer, M.; Haas, W. A new approach on grease tribology in sealing technology: Influence of the thickener particles. *Tribol. Int.* **2016**, *103*, 574–583. [[CrossRef](#)]
- Lugt, P.M. A Review on Grease Lubrication in Rolling Bearings. *Tribol. Trans.* **2009**, *52*, 470–480. [[CrossRef](#)]
- Lugt, P.M. Modern advancements in lubricating grease technology. *Tribol. Int.* **2016**, *97*, 467–477. [[CrossRef](#)]
- Lisiecki, A. Tribology and Surface Engineering. *Coatings* **2019**, *9*, 663. [[CrossRef](#)]
- Minami, I. Ionic Liquids in Tribology. *Molecules* **2009**, *14*, 2286–2305. [[CrossRef](#)]
- Erdemir, A. Review of engineered tribological interfaces for improved boundary lubrication. *Tribol. Int.* **2005**, *38*, 249–256. [[CrossRef](#)]
- Meghana, K.N.; Ranjitha, R.; Ganesha, A.; Suraj, P. Synthesis and characterization of size controlled nano copper oxide structures for antioxidant study and as eco-friendly lubricant additive for bio-oils. *Ceram. Int.* **2022**, *49*, 10402–10410.
- Sonam, V.S.; Ganapati, D.Y. Synthesis of environment-friendly, sustainable, and nontoxic bio-lubricants: A critical review of advances and a path forward. *Biofuels. Bioprod. Biorefin.* **2022**, *16*, 1172–1195.
- Lu, Y.; Zhan, L.; Gong, Q.; Cai, Z.; Cheng, J.; Wen, X. Classification, mechanism and research progress of antioxidant. *Plast. Addit.* **2016**, *116*, 43–50.
- Brook, M.A.; Yepremyan, A.; Lu, G.; Melendez-Zamudio, M.; Hrabowyj, D.J.; Gale, C.B. Antioxidant silicone oils from natural antioxidants. *Green Chem.* **2022**, *24*, 8751–8759. [[CrossRef](#)]
- Cai, H. Research and application status of vitamin E as polymer antioxidant. *China Plast.* **2015**, *29*, 14–18.
- Wen, Y. Development and application progress of novel antioxidant. *Shandong Chem. Ind.* **2017**, *46*, 79–82.
- Liu, K.; Kang, J.-j.; Zhang, G.-a.; Lu, Z.-b.; Yue, W. Effect of temperature and mating pair on tribological properties of DLC and GLC coatings under high pressure lubricated by MoDTC and ZDDP. *Friction* **2020**, *9*, 1390–1405. [[CrossRef](#)]
- Morina, A.; Neville, A.; Priest, M.; Green, J.H. ZDDP and MoDTC interactions in boundary lubrication—The effect of temperature and ZDDP/MoDTC ratio. *Tribol. Int.* **2006**, *39*, 1545–1557. [[CrossRef](#)]
- Zhang, X.; Li, N.; Wei, Z.; Dai, B.; Lin, H.; Han, S. Enhanced the effects on improving the cold flow properties and oxidative stability of diesel-biodiesel blends by grafting antioxidant on PMA type pour point depressant. *Fuel Process. Technol.* **2022**, *238*, 107483–107494. [[CrossRef](#)]
- Majano, G.; Ng, E.-P.; Lakiss, L.; Mintova, S. Nanosized molecular sieves utilized as an environmentally friendly alternative to antioxidants for lubricant oils. *Green Chem.* **2011**, *13*, 2435–2440. [[CrossRef](#)]

17. Zhang, Y.; Xu, H.; Lu, S. Preparation and application of layered double hydroxide nanosheets. *RSC Adv.* **2021**, *11*, 24254–24281. [[CrossRef](#)]
18. Xu, W.; Wang, S.; Li, A.; Wang, X. Synthesis of aminopropyltriethoxysilane grafted/tripolyphosphate intercalated ZnAl LDHs and their performance in the flame retardancy and smoke suppression of polyurethane elastomer. *RSC Adv.* **2016**, *6*, 48189–48198. [[CrossRef](#)]
19. Dragoi, B.; Uritu, C.M.; Agrigoroaie, L.; Lutic, D.; Hulea, V.; Postole, G.; Coroaba, A.; Carasevici, E. MnAl-Layered Double Hydroxide Nanosheets Infused with Fluorouracil for Cancer Diagnosis and Therapy. *ACS Appl. Nano Mater.* **2021**, *4*, 2061–2075. [[CrossRef](#)]
20. Jiang, Y.; Yang, Z.; Su, Q.; Chen, L.; Wu, J.; Meng, J. Preparation of Magnesium-Aluminum Hydrotalcite by Mechanochemical Method and Its Application as Heat Stabilizer in poly (vinyl chloride). *Materials* **2020**, *13*, 5223. [[CrossRef](#)]
21. Wang, X.B.; Bai, Z.M.; Zhao, D.; Zhao, F.Y. Friction behavior of Mg–Al–CO₃ layered double hydroxide prepared by magnesite. *Appl. Surf. Sci.* **2013**, *277*, 134–138. [[CrossRef](#)]
22. Kuang, Y.; Zhao, L.; Zhang, S.; Zhang, F.; Dong, M.; Xu, S. Morphologies, Preparations and Applications of Layered Double Hydroxide Micro-/Nanostructures. *Materials* **2010**, *3*, 5220–5235. [[CrossRef](#)] [[PubMed](#)]
23. Meszáros, S.; Halász, J.; Kónya, Z.; Sipos, P.; Pálinkó, I. Reconstruction of Calcined MgAl- and NiMgAl-Layered Double Hydroxides during Glycerol Dehydration and Their Recycling Characteristics. *Appl. Clay Sci.* **2013**, *80–81*, 245–248. [[CrossRef](#)]
24. Wang, H.D.; Liu, Y.H.; Liu, W.R.; Wang, R.; Wen, J.G.; Sheng, H.P.; Peng, J.F.; Erdemir, A.; Luo, J.B. Tribological behavior of NiAl-Layered double hydroxide nanoplatelets as oil-based lubricant additives. *ACS Appl. Mater. Interfaces* **2017**, *9*, 30891–30899. [[CrossRef](#)] [[PubMed](#)]
25. Wang, H.D.; Liu, Y.H.; Liu, W.R.; Liu, Y.M.; Wang, K.P.; Li, J.J.; Ma, T.B.; Eryilmaz, O.L.; Shi, Y.J.; Erdemir, A.; et al. Superlubricity of polyalkylene glycol aqueous solutions enabled by ultrathin layered double hydroxide nanosheets. *ACS Appl. Mater. Interfaces* **2019**, *11*, 20249–20256. [[CrossRef](#)]
26. Malak-Polaczyk, A.; Vix-Guterl, C.; Frackowiak, E. Carbon/Layered Double Hydroxide (LDH) composites for super capacitor application. *Energy Fuels* **2010**, *24*, 3346–3351. [[CrossRef](#)]
27. Ma, W.; Ma, R.Z.; Wang, C.X.; Liang, J.B.; Liu, X.H.; Zhou, K.C.; Sasaki, T. A superlattice of alternately stacked Ni–Fe hydroxide nanosheets and graphene for efficient splitting of water. *ACS Nano* **2015**, *9*, 1977–1984. [[CrossRef](#)] [[PubMed](#)]
28. O’Leary, S.; O’Hare, D.; Seeley, G. Delamination of layered double hydroxides in polar monomers: New LDH-acrylate nanocomposites. *Chem. Commun.* **2002**, *14*, 1506–1507. [[CrossRef](#)] [[PubMed](#)]
29. Wang, L.; Liu, W. Mechanism of lubricating oil antioxidant. *Lubr. Oil* **1998**, *13*, 55–58.
30. Dou, Y.; Pan, T.; Xu, S.; Yan, H.; Han, J.; Wei, M.; Evans, D.G.; Duan, X. Transparent, Ultrahigh-Gas-Barrier Films with a Brick–Mortar–Sand Structure. *Angew. Chem. Int. Ed.* **2015**, *54*, 9673–9678. [[CrossRef](#)]

Disclaimer/Publisher’s Note: The statements, opinions and data contained in all publications are solely those of the individual author(s) and contributor(s) and not of MDPI and/or the editor(s). MDPI and/or the editor(s) disclaim responsibility for any injury to people or property resulting from any ideas, methods, instructions or products referred to in the content.