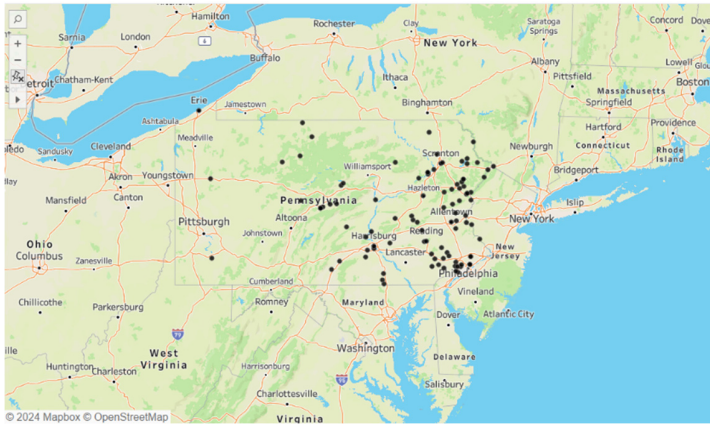
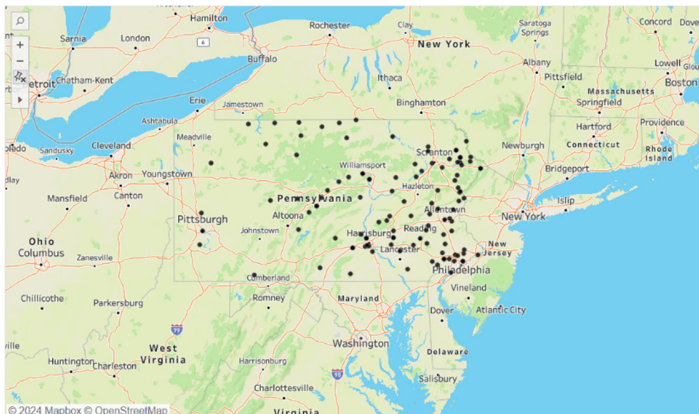


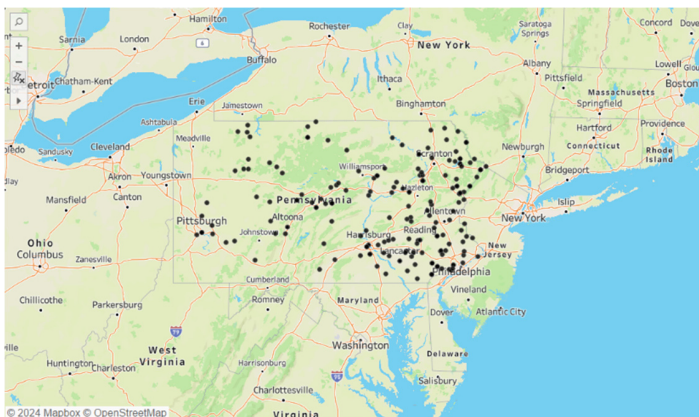
## Supplementary Materials



**Figure S1.** Co-infections in 2021 with *B. microti*



**Figure S2.** Co-infections in 2022 with *B. microti*



**Figure S3.** Co-infections in 2023 with *B. microti*

\*Due to the nature of passive surveillance efforts, variations in total *B. microti*-positive ticks were observed between years: 2021 had 221 ticks, 2022 had 216 ticks, and 2023 had 356 ticks.