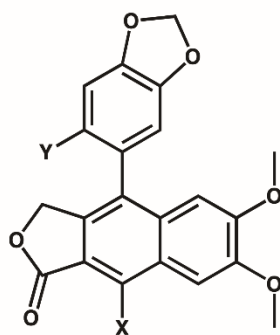
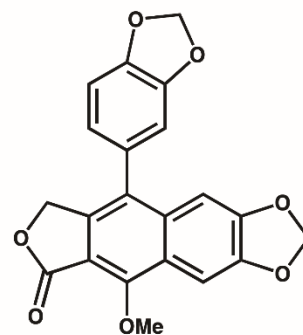


justicidin A; X = OMe, Y = H
justicidin B; X = H, Y = H



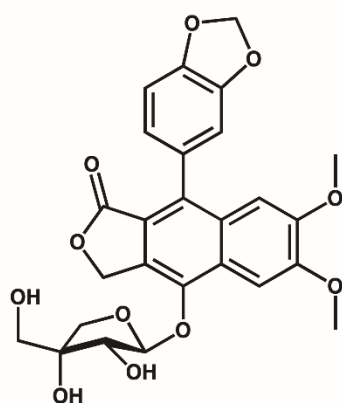
justicidin C; X = OMe, Y = H



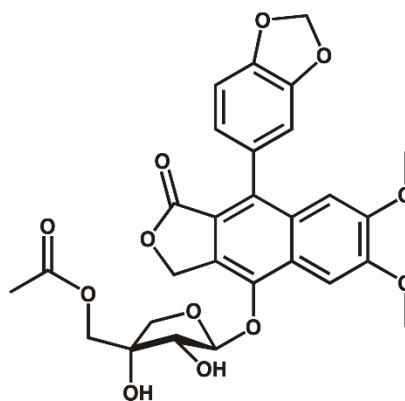
justicidin D

justicidin B; X = OMe, Y = Glc
justicidin C; X = H, Y = Glc

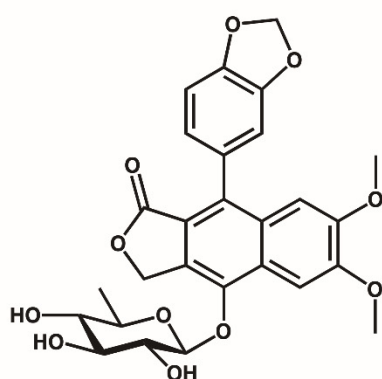
justicidin A; X = OMe, Y = Glc



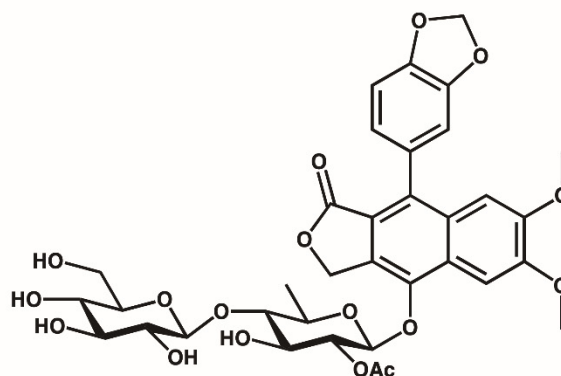
diphyllin apioside



diphyllin apioside-acetate



patentiflorin A



justiprocumin B

Figure S1. Structures of diphyllin analogues and diphyllinosides.