



Article

Calf Birth Weight Predicted Remotely Using Automated in-Paddock Weighing Technology

Anita Z. Chang^{1,2}, José A. Imaz^{1,3,*}  and Luciano A. González^{1,3} 

- ¹ School of Life and Environmental Sciences, Faculty of Science, The University of Sydney, Sydney, NSW 2570, Australia; a.chang@cqu.edu.au (A.Z.C.); luciano.gonzalez@sydney.edu.au (L.A.G.)
- ² Institute for Future Farming Systems, School of Health, Medical, and Applied Sciences, Central Queensland University, Rockhampton North, QLD 4702, Australia
- ³ Sydney Institute of Agriculture, The University of Sydney, Sydney, NSW 2570, Australia
- * Correspondence: augusto.imaz@sydney.edu.au

Simple Summary: The use of ‘in paddock’ walk-over-weighing scales (WOW) enables cattle liveweight (LW) data collection, remotely and individually, at a high frequency (e.g., daily). Liveweight data obtained can be used to calculate the liveweight change experienced by a dam at calving (Δ LWC), which is linked with calf birth weight (CBW). This study utilised WOW technology to investigate the degree of association between CBW, LW before and after calving, Δ LWC, and cow non-foetal weight loss at calving (NFW) (Δ LWC–CBW = NFW, e.g., membranes, fluids). Such outcomes could contribute to predicting CBW by assessing Δ LWC without the need of weighing the calf manually, which can be a labour and time-consuming operation in the extensive conditions of beef production. There was no correlation between CBW and the LW of the dam before and after calving; however, positive associations between CBW, Δ LWC, and NFW were found. Particularly, 56% of the variation in Δ LWC was attributed to CBW. These findings suggest that the remote monitoring of Δ LWC has potential to be used for CBW predictions, regardless of the LW of the dam around calving time.



Citation: Chang, A.Z.; Imaz, J.A.; González, L.A. Calf Birth Weight Predicted Remotely Using Automated in-Paddock Weighing Technology. *Animals* **2021**, *11*, 1254. <https://doi.org/10.3390/ani11051254>

Academic Editors: Pedro Gonçalves, Paulo Pedreiras and António Monteiro

Received: 5 March 2021

Accepted: 22 April 2021

Published: 27 April 2021

Publisher’s Note: MDPI stays neutral with regard to jurisdictional claims in published maps and institutional affiliations.

Abstract: The present study aimed to develop predictive models of calf birth weight (CBW) from liveweight (LW) data collected remotely and individually using an automated in-paddock walk-over-weighing scale (WOW). Twenty-eight multiparous Charolais cows were mated with two Brahman bulls. The WOW was installed at the only watering point to capture LW over five months. Calf birth date and weight were manually recorded, and the liveweight change experienced by a dam at calving (Δ LWC) was calculated as pre-LW minus post-LW calving. Cow non-foetal weight loss at calving (NFW) was calculated as Δ LWC minus CBW. Pearson’s correlational analysis and simple linear regressions were used to identify associations between all variables measured. No correlations were found between Δ LWC and pre-LW ($p = 0.52$), or post-LW ($p = 0.14$). However, positive associations were observed between Δ LWC and CBW ($p < 0.001$, $R^2 = 0.56$) and NFW ($p < 0.001$, $R^2 = 0.90$). Thus, the results suggest that 56% of the variation in Δ LWC is attributed to the calf weight, and consequently could be used as an indicator of CBW. Remote, in-paddock weighing systems have the potential to provide timely and accurate LW data of breeding cows to improve calving management and productivity.

Keywords: remote; liveweight; predictions; calf birth weight



Copyright: © 2021 by the authors. Licensee MDPI, Basel, Switzerland. This article is an open access article distributed under the terms and conditions of the Creative Commons Attribution (CC BY) license (<https://creativecommons.org/licenses/by/4.0/>).

1. Introduction

Several constraints could preclude beef producers from regularly interacting with their cattle, including limiting weather conditions, the need for increasing labour, and the extensiveness which characterizes large beef properties where stocking rates can be lower than one animal every 150 ha [1,2]. Particularly, such constraints could prevent recording key information to improve reproductive efficiency and productivity of breeding cows, such as calf birth weight (CBW). In this regard, CBW data is logistically difficult to

record in the extensive conditions of beef production compared to more intensive systems, demanding continuous monitoring of breeding cows during the calving season to detect calf births, and manually weigh and tag them with electronic identification (EID) [2,3]. Fortunately, advances in novel ‘in paddock’ technologies can be used to record cattle liveweight (LW), continuously, automatically, and remotely on individual animals [2,4–8]. Studies using remote walk-over weighing (WOW) did explore growth trajectories of beef weaners and steers and calving date was estimated in breeding cows [2,9]. In this line, as the LW change experienced by the cow at calving time (Δ LWC) is associated with the LW of its calf, remote weighing could be potentially used to estimate CBW by assessing Δ LWC. This remains important in extensive conditions because measuring the LW of the calf using WOW before marking would not be feasible, as calf EIDs are, in general, not distributed at branding.

Calf birth weight is one of the key factors defining calf morbidity and survival at calving time, but also calf growth and health in later life [10–13]. For instance, the incidence of dystocia was linked with high CBW and could increase calf mortality at calving and up to 30 days following birth, or compromise long-term health [10,14,15]. Therefore, CBW predictions could be used to maximise cow and calf welfare at birth, alongside avoiding losses associated with low and high CBW. However, CBW is a complex trait influenced by environmental and genetic components [16]. In this regard, ‘in utero’ maternal nutrition is crucial in foetal and placental development throughout gestation, even during the earliest stages of pregnancy, when the nutritional requirements from the foetus are minimal, but placental development, cellular differentiation, vascularization, and foetal organogenesis occur [17–19]. Likewise, maternal nutrition affects the weight of the embryonic components, such as the membranes and placentomes [20,21]. Variations in membrane weight exist due to protein content in diets, with high protein resulting in heavier membranes [21]. As such, the weight of the embryonic components can act as a proxy for maternal nutrition, with heavier non-foetal weight loss (NFW) at calving being indicative of a better diet in utero.

As far as we know, there are no investigations on the associations between CBW, NFW, and Δ LWC of breeding cows using LW data collected remotely. These outcomes could be utilised to develop the required predictive models for use in WOW systems where the immediate LW of the calf cannot be readily measured. Thus, the current study aims to assess if a correlation occurs between Δ LWC and CBW, NFW, cow body condition score at calving (BCS), and cow LW pre- and post-calving (pre-LW and post-LW, respectively). It is hypothesised that liveweight change at calving will have a significant positive correlation with CBW, NFW, BCS, and pre-LW, but a negative correlation with post-LW.

2. Materials and Methods

2.1. Cattle and Management

The study was conducted from June 2017 to October 2017 at John Bruce Pye Farm (The University of Sydney, Sydney, NSW, Australia), where the predominant pasture species grazed included kangaroo grass (*Themeda australis*) and weeping grass (*Microlaena stipoides*). Twenty-eight multiparous Charolais cows (initial pre-calving LW = 715.2 ± 9.45 kg) were joined with two Brahman bulls. The 9.8 ha paddock was checked in the morning and afternoon of each day to locate any calves born. Calves were ear-tagged with a visual ear tag and an electronic identification ear tag (DNA Ear tag, Allflex Australia Pty, Capalaba, QLD, Australia) and weighed using the Gallagher Weigh Scale and Data Recorder W810 v2 in conjunction with a calf birth weight cradle (Ramage Engineering, South Guyra, NSW, Australia). The cow identification, birth date, sex, and cow BCS at calving were recorded.

2.2. Walk-Over-Weighing Station

A yard of approximately 30 m \times 30 m was constructed around the sole watering point within the paddock to maintain a high frequency of cattle visitation to the WOW system, as proposed by González, Bishop-Hurley, Henry, and Charmley [7] (Figure 1). A WOW cattle platform (XR300 model, Tru-Test, Eight Mile Plains, QLD, Australia) was installed at

the entry of the confined watering point to record LW as the animals accessed water but to ensure LW data was unaffected by water consumption [7]. The weighing system consisted of an electronic scale, an EID panel reader to identify animals utilizing the system, data storage and cellular communication, and entry and exit spear gates to allow one-directional movement of animals through the WOW system. Raw LW data gathered was remotely accessed and downloaded weekly. Cows were familiar with the weighing system, as the system had been in place for three years before the experiment, so behavioural aversions to the system did not affect data collection.

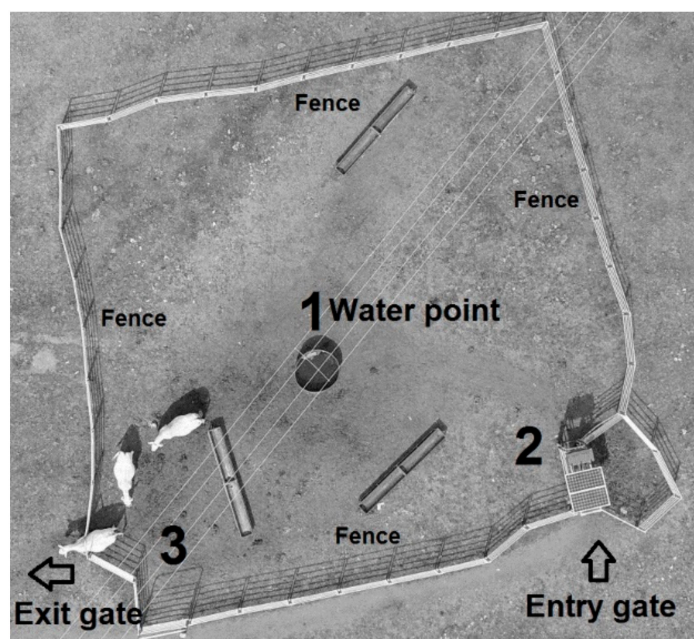


Figure 1. Aerial photo (drone) showing the setup of the walk-over-weighing system. Numbers indicate (1) water point; (2) walk-over-weighing scale deployed at the entry gate; and (3) exit gate. Both entry and exit gates enabled cattle to walk through the unidirectional spear gates to access the water trough.

2.3. Statistical Analysis

Data recorded by the WOW were filtered for outlying data and then smoothed using penalised b-splines using the methods described by [7]. The resulting cow LW data were averaged by date for each animal if more than one measurement per day and animal existed. Then, this data was used to calculate Δ LWC using the difference between the average LW of the week before minus the average LW of the week following calving. Daily records from the week before and after calving were considered to avoid LW variability and the lack of attendance of some animals to the water point around calving time [22]. Non-foetal weight (NFW) was calculated by subtracting the recorded CBW from Δ LWC. The remaining filtered data was analysed using RStudio (RStudio Inc., Boston, MA, USA) and Microsoft Excel (Microsoft Corporation, Redmond, WA, USA). A Pearson's correlational matrix was used to identify stepwise correlations between all variables measured. Simple linear regressions were used to determine the relationships between Δ LWC and CBW and to obtain the regression equations. Statistical significance was declared at $p < 0.05$.

3. Results

Cow liveweight change at calving averaged 80.50 ± 3.97 kg, with a mean of 36.77% being due to NFW and 63.23% to CBW (Table 1). In addition, a broad range of Δ LWC was observed between individual animals (48.1 to 134.0 kg/hd). Foetal weight loss at calving showed the greatest variation across all variables explored in cows (CV = 54.38%), with Δ LWC showing the second largest variation (=26.12%; Table 1). Figure 2 presents data from

the remote weighing station of two individual cows experiencing high and low Δ LWC (panels a and b, respectively) as examples to illustrate the filtered LW data and liveweight change throughout the study. In both cases, calving occurred when liveweight change was at its highest peak.

Table 1. Descriptive statistics (mean, minimum, maximum, s.d. -standard deviation-, s.e. -standard error-, c.v. -coefficient of variation-) of cow liveweight change at calving (Δ LWC), cow non-foetal weight loss at calving (NFW), cow pre-calving liveweight (pre-LW), cow post-calving liveweight (post-LW), and calf birth weight (CBW) ($n = 28$).

Statistic	Δ LWC (kg)	CBW (kg)	NFW (kg)	Pre-LW (kg)	Post-LW (kg)	BCS
Mean	80.50	50.90	29.60	719.20	639.10	2.5
Minimum	48.10	38.80	4.10	630.60	534.30	2.0
Maximum	134.00	66.00	68.50	829.70	742.00	3.5
s.d.	21.03	7.53	16.08	49.98	52.28	0.35
s.e.	3.97	1.42	3.04	9.45	9.88	0.07
c.v. (%)	26.12	14.79	54.38	6.99	8.18	13.90

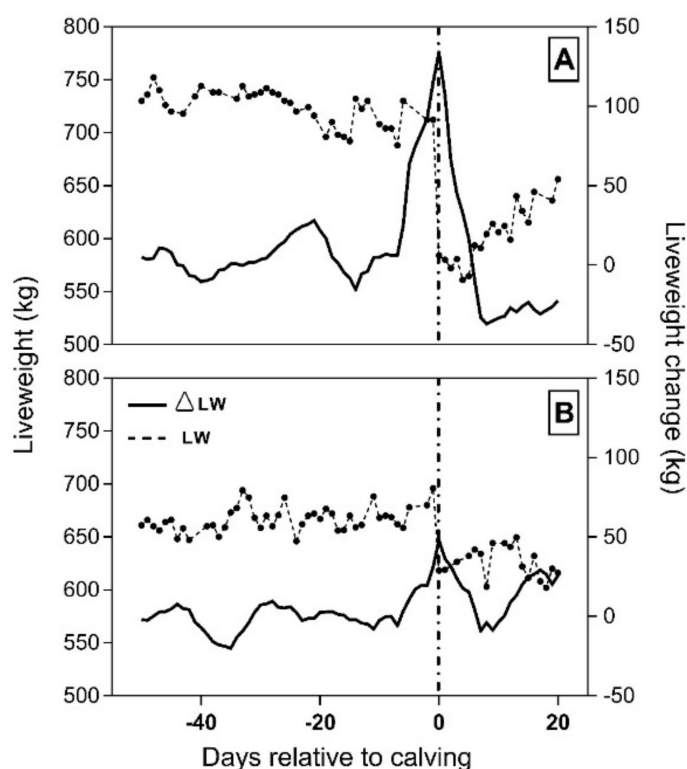


Figure 2. Liveweight (connected dots) and liveweight change over 7 days (solid line) for a cow experiencing high weight loss (A) and low weight loss (B) at calving. A single dot represents the daily averaged LW for both cows. Calving (dashed vertical reference line) occurred for (A) on 29 August 2017 when Δ LWC peaked at 112.90 kg and for (B) on 20 August 2017 when Δ LWC peaked at 60.43 kg.

Positive correlations were identified between Δ LWC and NFW ($p < 0.001$; $R = 0.95$) and CBW ($p < 0.001$, $R = 0.76$), as well as CBW and NFW ($p = 0.004$; $R = 0.52$; Table 2). As expected, pre-LW was positively correlated with post-LW ($p < 0.001$; Table 2). Surprisingly, BCS was negatively correlated with CBW ($p = 0.05$; Table 2).

Table 2. Pearson’s correlation matrix between cow liveweight change at calving (Δ LWC), calf birth weight (CBW), non-foetal weight (NFW), cow pre-calving liveweight (pre-LW), and cow post-calving liveweight (post-LW). Values above the diagonal are correlation coefficients, with p -values indicated below the diagonal.

Variable	Δ LWC	CBW	NFW	Pre-LW	Post-LW	BCS
Δ LWC	1	0.76	0.95	0.12	−0.28	−0.32
CBW	<0.001	1	0.52	0.28	−0.12	−0.37
NFW	<0.001	0.004	1	0.02	−0.32	−0.25
Pre-LW	0.56	0.14	0.93	1	0.84	−0.01
Post-LW	0.14	0.56	0.10	<0.001	1	0.07
BCS	0.10	0.05	0.21	0.98	0.73	1

Table 3 presents the regression equations to predict CBW and Δ LWC from each individual independent variable. A positive relationship was identified between Δ LWC and both NFW ($p < 0.001$) and CBW ($p < 0.001$), with the former contributing the largest proportion of variation in Δ LWC ($R^2 = 0.90$) and the latter contributing the second largest proportion of variation ($R^2 = 0.56$; Table 3). Thus, body weight loss of cows at calving (Δ LWC) increased by 2.12 ± 0.36 kg for every unit of increase in CBW and by 1.25 ± 0.08 kg for every unit of increase in NFW ($p < 0.001$; Table 3). However, Δ LWC was unaffected by pre-LW, post-LW, and BCS ($p > 0.05$; Table 3). Calf birth weight increased by 0.27 ± 0.05 kg for every kilogram increase in cow Δ LWC ($p < 0.001$; Table 3). However, CBW decreased with increasing cow BCS ($p = 0.05$), whereas no relationship was found between CBW and pre-LW or post-LW ($p > 0.05$; Table 3).

Table 3. Prediction equations for cow liveweight change at calving (Δ LWC) and calf birth weight (CBW) from the non-foetal weight (NFW), cow pre-calving liveweight (pre-LW), and cow post-calving liveweight (post-LW) in the 28 cow–calf pairs, alongside the regression coefficient (β), intercept (α), R^2 , standard error (s.e.) and p -value for the intercept regression coefficient and model.

Items	Intercept		Regression Coefficient		Model	
	$\alpha \pm$ s.e.	p -Value	$\beta \pm$ s.e.	p -Value	R^2	p -Value
Δ LWC						
CBW	-27.38 ± 18.35	0.15	2.12 ± 0.36	<0.001	0.56	<0.001
NFW	43.66 ± 2.63	<0.001	1.25 ± 0.08	<0.001	0.90	<0.001
Pre-LW	45.94 ± 58.75	0.44	0.05 ± 0.082	0.56	−0.02	0.56
Post-LW	153.30 ± 48.50	0.004	-0.11 ± 0.08	0.14	0.04	0.14
BCS	130.01 ± 28.85	<0.001	-19.46 ± 11.23	0.10	0.07	0.10
CBW						
Δ LWC	29.04 ± 3.81	<0.001	0.27 ± 0.05	<0.001	0.56	<0.001
NFW	43.66 ± 2.63	<0.001	0.25 ± 0.08	0.004	0.25	0.004
Pre-LW	29.94 ± 20.32	0.324	0.04 ± 0.03	0.14	0.04	0.14
Post-LW	61.62 ± 17.99	0.002	-0.02 ± 0.03	0.56	−0.02	0.56
BCS	71.56 ± 10.12	<0.001	-8.12 ± 3.94	0.05	0.11	0.05

4. Discussion

We hypothesized in the present study that the Δ LWC of breeding cows, calculated using LW data collected remotely, was positively correlated with CBW, NFW, BCS, and pre-LW but negatively associated with post-LW. The existence of such associations in combination with near-real-time LW data collected around calving would enable us to build models to predict CBW in situations when interacting with cattle is not logistically feasible. Results from the present study support our hypothesis as positive associations were observed between Δ LWC, CBW, and NFW. However, pre-LW and post-LW did not explain CBW variability, which was negatively correlated with BCS. In this regard, CBW was less variable and represented the largest proportion of Δ LWC, whereas NFW largely differed amongst animals. In line with our findings, other studies reported that CBW was less prone to variations than NFW which, in turn, could be affected by the weight of

embryonic membranes, variations in the foetal fluid volume, and feed and water intake close to calving [16,20,21]. Additionally, maternal behaviour around calving could affect the number of days with LW measurements (e.g., lack of attendance to the water point) and thus Δ LWC calculations. However, as far as we know, no studies were reported using remotely collected LW data to predict CBW to compare such outcomes with the associations found in the present study.

4.1. Components of Cow Liveweight Loss at Calving

Cow liveweight loss at calving can be broadly broken down into CBW and NFW. In the present study, a broad range of Δ LWC was observed between individual animals (CV = 26.12%). As expected, NFW and CBW were positively correlated with Δ LWC ($p < 0.001$). Non-foetal weight contributed to 36.8% of Δ LWC and explained the greatest proportion of its variability ($R^2 = 90\%$). Conversely, CBW represented the largest proportion of the Δ LWC (63.23%) but showed lower variability amongst animals compared to NFW. The variation in NFW could be attributable to different factors, which included the weight of embryonic membranes, external factors such as variations in the foetal fluid volume, and internal factors such as the uterine capacity of the dam [16]. Nevertheless, based on the methodology employed in this study, it was not possible to determine the exact contribution of each NFW factor to Δ LWC. On the other hand, CBW was less variable than NFW. This could be in part because CBWs that are significantly higher or lower than average are often not conducive to survival [16]. Underweight calves are generally less vigorous, with reduced cold tolerance and increased disease susceptibility, while those that are overweight are at risk of experiencing dystocia due to foeto-pelvic disproportion and are more likely to experience increased perinatal mortality [16,23,24]. Consequently, excessively heavy or light calves do not reach reproductive age and are unable to pass on the trait for birth weight. Therefore, CBW seems to be a more conservative measure amongst animals than NFW as the latter may be more variable. However, further controlled studies should be conducted to determine the contribution of potential factors influencing NFW which would aid to develop more precise prediction models of CBW.

The positive relationship between NFW and CBW supports our hypothesis that a positive correlation would be identified between the two variables. It could be suggested that the extraembryonic components making up NFW have a significant contribution to foetal development and consequently to CBW, supported by previous findings by Echternkamp [25] and Sullivan, Micke, Magalhaes, Phillips, and Perry [20]. These studies reported on the positive correlation between CBW and placental weight in beef cattle and attributed its effect to the role of these components in embryo development. However, the exact contribution of each component of NFW to CBW remains unclear. This knowledge would enable the manipulation of CBW, for example, through factors influencing NFW.

4.2. Use of Models in Conjunction with Walk-Over-Weighing Systems

The models developed in the present study identifying the relationship between Δ LWC and CBW would be best utilized in extensive production systems, where high calf mortality is commonplace and significant challenges exist that impede calving data collection and regular interaction with livestock [1,2]. Accurate and complete calving data is essential for improving reproductive management and maximizing genetic gain which could lead to enhancing productivity in beef production systems. Consequently, WOW systems have been introduced in many of these properties to alleviate some of the monitoring and management issues. However, the WOW system requires an RFID tag to be administered to match LW data with a certain animal. Due to the pre-existing challenges that prevent regular interaction with livestock, it is thus not always possible to allocate the calf an RFID ear tag soon after birth. Therefore, there is still difficulty in measuring early life data directly from the calf. However, the present study results can be used to elucidate CBW from Δ LWC, which cannot be predicted with great accuracy and requires extensive amounts of labour, data, and analysis [26,27]. Thus, by utilizing

WOW technology in conjunction with prediction models, such as those developed in the present study, the proportion of weight lost at calving can be automatically estimated and attributed to NFW and CBW, which in turn can be used to enhance management decisions such as reducing calf mortality and increasing genetic gain under grazing conditions.

4.3. Cow Traits

It was hypothesised that increased BCS would result in greater NFW due to heavier extraembryonic components; however, the opposite relationship was observed in this study ($p < 0.05$). Extensive scientific literature exists that describes the effect of varying planes of maternal nutrition on the weight of the membranes, with more nutritious diets resulting in heavier membranes and cotyledons [28,29]. Likewise, it was expected that the improved maternal nutrition resulting in greater embryonic membrane weight would, in turn, increase the CBW [20,21]; however, a negative relationship was observed between CBW and BCS ($p = 0.05$). Therefore, it could be suggested that the majority of NFW is not attributable to embryonic membranes, but the contribution is unknown and further studies must be conducted. Additionally, the BCS measured at calving may not represent the BCS and nutritional conditions experienced by the cow throughout gestation. To more accurately determine the influence of BCS on NFW and CBW, more frequent monitoring of BCS throughout pregnancy is necessary. Further studies could be conducted to impose nutritional treatments to more closely control BCS.

Feed and water intake on days before and after calving proved to be variable not only over time but also between individual animals [16,22]. These parameters tend to decrease before calving, before increasing again following parturition [30,31]. Potential increases in food and water consumption after calving, but before using the WOW system, could mask or skew the observed Δ LWC. Additionally, as described by Aldridge, Lee, Taylor, Popplewell, Job, and Pitchford [2], if a calf suckles before the cow uses the WOW, this could also affect Δ LWC recorded by the WOW system. In the same line, cows' attendance to the water point, and the possibility of weighing them automatically, could be reduced due to the behaviour of the dam before calving, while preparing to calve, or after calving because of nursing activities [32,33]. The exact contribution of each of these components to NFW is unknown, and therefore further research should aim to investigate their influence on NFW to elucidate reasons for such variations in Δ LWC.

The liveweight of the cow before calving, as well as the BCS of the cow at calving, were not found to have a significant impact on Δ LWC in the present study. This study, however, utilized cattle of the same breed and a genetic or breed effect may exist in other experimental conditions. Nevertheless, based on our results, it is unknown what cow-based factors contribute to the significant variation in Δ LWC and consequently, we are unable to predict Δ LWC using pre-LW or BCS, and suggest that CBW cannot be manipulated using pre-LW. The present study also suggests that the complexities of Δ LWC and its relationship with both cow- and calf-based traits have not been revealed, but they suggest that LW around the time of calving, i.e., pre- and post-LW, may have a minimal or non-existent impact on Δ LWC. This indicates that remote monitoring of Δ LWC to predict calf birth weight does not need to account for BCS or the nutritional status of the cow. Nonetheless, additional factors which may have a greater impact on Δ LWC need to be investigated.

5. Conclusions

Remote, in-paddock weighing systems demonstrated potential to provide timely and accurate LW data of breeding cows to develop prediction models of calf birth weight. These models could be used in conjunction with weighing systems to improve calving management and productivity.

Author Contributions: Conceptualization, L.A.G.; methodology, J.A.I. and L.A.G.; formal analysis, A.Z.C. and L.A.G.; investigation, A.Z.C. and J.A.I.; resources, L.A.G.; data curation, A.Z.C. and L.A.G.; writing—original draft preparation, A.Z.C.; writing—review and editing, A.Z.C., J.A.I. and

L.A.G.; visualization, A.Z.C.; supervision, L.A.G. and J.A.I.; project administration, L.A.G.; funding acquisition, L.A.G. All authors have read and agreed to the published version of the manuscript.

Funding: The authors acknowledge the matching funds provided by the Australian Government, via Meat & Livestock Australia Donor Company.

Institutional Review Board Statement: All experimental procedures were approved by The University of Sydney Animal Ethics Committee (project number 2014/615).

Data Availability Statement: Data utilised in the present study are available from the corresponding author on reasonable request.

Acknowledgments: The authors thank P. Lipscombe and J. Lipscombe for their assistance with fieldwork, and L.B. Ryall.

Conflicts of Interest: The authors declare no conflict of interest. The funders had no role in the design of the study; in the collection, analyses, or interpretation of data; in the writing of the manuscript, or in the decision to publish the results.

References

1. Burns, B.M.; Fordyce, G.; Holroyd, R.G. A review of factors that impact on the capacity of beef cattle females to conceive, maintain a pregnancy and wean a calf. Implications for reproductive efficiency in northern Australia. *Anim. Reprod. Sci.* **2010**, *122*, 1–22. [[CrossRef](#)] [[PubMed](#)]
2. Aldridge, M.N.; Lee, S.J.; Taylor, J.D.; Popplewell, G.I.; Job, F.R.; Pitchford, W.S. The use of walk over weigh to predict calving date in extensively managed beef herds. *Anim. Prod. Sci.* **2017**, *57*, 583–591. [[CrossRef](#)]
3. Ash, A.; Hunt, L.; McDonald, C.; Scanlan, J.; Bell, L.; Cowley, R.; Watson, I.; McIvor, J.; MacLeod, N. Boosting the productivity and profitability of northern Australian beef enterprises: Exploring innovation options using simulation modelling and systems analysis. *Agric. Syst.* **2015**, *139*, 50–65. [[CrossRef](#)]
4. Imaz, J.A.; Garcia, S.; Gonzalez, L.A. Application of In-Paddock Technologies to Monitor Individual Self-Fed Supplement Intake and Liveweight in Beef Cattle. *Animals* **2020**, *10*, 93. [[CrossRef](#)]
5. González-García, E.; Alhamada, M.; Pradel, J.; Douls, S.; Parisot, S.; Bocquier, F.; Menassol, J.B.; Llach, I.; González, L.A. A mobile and automated walk-over-weighing system for a close and remote monitoring of liveweight in sheep. *Comput. Electron. Agric.* **2018**, *153*, 226–238. [[CrossRef](#)]
6. González, L.A.; Kyriazakis, I.; Tedeschi, L.O. Review: Precision nutrition of ruminants: Approaches, challenges and potential gains. *Animal* **2018**, *12*, 246–261. [[CrossRef](#)] [[PubMed](#)]
7. González, L.A.; Bishop-Hurley, G.; Henry, D.; Charmley, E. Wireless sensor networks to study, monitor and manage cattle in grazing systems. *Anim. Prod. Sci.* **2014**, *54*, 1687–1693. [[CrossRef](#)]
8. Imaz, J.A.; Garcia, S.; González, L.A. Real-time monitoring of molasses-lick block intake, feeding behavior and growth rate as affected by forage quantity and quality of rotationally grazed beef cattle. *Animals* **2019**, *9*, 1129. [[CrossRef](#)]
9. Menzies, D.; Patison, K.P.; Corbet, N.J.; Swain, D.L. Using Walk-over-Weighing technology for parturition date determination in beef cattle. *Anim. Prod. Sci.* **2018**, *58*, 1743. [[CrossRef](#)]
10. Donovan, G.A.; Dohoo, I.R.; Montgomery, D.M.; Bennett, F.L. Calf and disease factors affecting growth in female Holstein calves in Florida, USA. *Prev. Vet. Med.* **1998**, *33*, 1–10. [[CrossRef](#)]
11. Barrier, A.C.; Ruelle, E.; Haskell, M.J.; Dwyer, C.M. Effect of a difficult calving on the vigour of the calf, the onset of maternal behaviour, and some behavioural indicators of pain in the dam. *Prev. Vet. Med.* **2012**, *103*, 248–256. [[CrossRef](#)] [[PubMed](#)]
12. Sieber, M.; Freeman, A.E.; Kelley, D.H. Effects of Body Measurements and Weight on Calf Size and Calving Difficulty of Holsteins1. *J. Dairy Sci.* **1989**, *72*, 2402–2410. [[CrossRef](#)]
13. Gaines, J.D.; Peschel, D.; Kauffman, R.G.; Schaefer, D.M.; Badtram, G.; Kumi-Diaka, J.; Clayton, M.K.; Milliken, G. Pelvic growth, calf birth weight and dystocia in Holstein × Hereford heifers. *Theriogenology* **1993**, *40*, 33–41. [[CrossRef](#)]
14. Lombard, J.E.; Garry, F.B.; Tomlinson, S.M.; Garber, L.P. Impacts of Dystocia on Health and Survival of Dairy Calves. *J. Dairy Sci.* **2007**, *90*, 1751–1760. [[CrossRef](#)] [[PubMed](#)]
15. Johanson, J.M.; Berger, P.J. Birth Weight as a Predictor of Calving Ease and Perinatal Mortality in Holstein Cattle1. *J. Dairy Sci.* **2003**, *86*, 3745–3755. [[CrossRef](#)]
16. Holland, M.D.; Odde, K.G. Factors affecting calf birth weight: A review. *Theriogenology* **1992**, *38*, 769–798. [[CrossRef](#)]
17. Funston, R.N.; Summers, A.F.; Roberts, A.J. Aphaarma beef cattle nutrition symposium: Implications of nutritional management for beef cow-calf systems. *J. Anim. Sci.* **2012**, *90*, 2301–2307. [[CrossRef](#)]
18. Long, N.M.; Vonnahme, K.A.; Hess, B.W.; Nathanielsz, P.W.; Ford, S.P. Effects of early gestational undernutrition on fetal growth, organ development, and placentomal composition in the bovine. *J. Anim. Sci.* **2009**, *87*, 1950–1959. [[CrossRef](#)] [[PubMed](#)]
19. Robinson, D.L.; Cafe, L.M.; Greenwood, P.L. Meat Science and Muscle Biology Symposium: Developmental programming in cattle: Consequences for growth, efficiency, carcass, muscle, and beef quality characteristics1,2. *J. Anim. Sci.* **2013**, *91*, 1428–1442. [[CrossRef](#)]

20. Sullivan, T.M.; Micke, G.C.; Magalhaes, R.S.; Phillips, N.J.; Perry, V.E.A. Dietary protein during gestation affects placental development in heifers. *Theriogenology* **2009**, *72*, 427–438. [[CrossRef](#)]
21. Peter, A.T. Bovine placenta: A review on morphology, components, and defects from terminology and clinical perspectives. *Theriogenology* **2013**, *80*, 693–705. [[CrossRef](#)] [[PubMed](#)]
22. Lidfors, L.M.; Moran, D.; Jung, J.; Jensen, P.; Castren, H. Behaviour at calving and choice of calving place in cattle kept in different environments. *Appl. Anim. Behav. Sci.* **1994**, *42*, 11–28. [[CrossRef](#)]
23. Linden, T.C.; Bicalho, R.C.; Nydam, D.V. Calf birth weight and its association with calf and cow survivability, disease incidence, reproductive performance, and milk production. *J. Dairy Sci.* **2009**, *92*, 2580–2588. [[CrossRef](#)]
24. Mee, J.F. Prevalence and risk factors for dystocia in dairy cattle: A review. *Vet. J.* **2008**, *176*, 93–101. [[CrossRef](#)] [[PubMed](#)]
25. Echternkamp, S.E. Relationship between placental development and calf birth weight in beef cattle. *Anim. Reprod. Sci.* **1993**, *32*, 1–13. [[CrossRef](#)]
26. Lykins, L.E., Jr.; Bertrand, J.K.; Baker, J.F.; Kiser, T.E. Maternal birth weight breeding value as an additional factor to predict calf birth weight in beef cattle. *J. Anim. Sci.* **2000**, *78*, 21–26. [[CrossRef](#)] [[PubMed](#)]
27. Tozer, P.R.; Scollard, D.L.; Marsh, T.L.; Marsh, T.J. Recursive systems model of fetal birth weight and calving difficulty in beef heifers. *Can. J. Anim. Sci.* **2002**, *82*, 19–27. [[CrossRef](#)]
28. Wintour, E.; Laurence, B.; Lingwood, B. Anatomy, physiology and pathology of the amniotic and allantoic compartments in the sheep and cow. *Aust. Vet. J.* **1986**, *63*, 216–221. [[CrossRef](#)]
29. Redmer, D.A.; Wallace, J.M.; Reynolds, L.P. Effect of nutrient intake during pregnancy on fetal and placental growth and vascular development. *Domest. Anim. Endocrinol.* **2004**, *27*, 199–217. [[CrossRef](#)] [[PubMed](#)]
30. Osborne, V.R.; Leslie, K.E.; McBride, B.W. Effect of supplementing glucose in drinking water on the energy and nitrogen status of the transition dairy cow. *Can. J. Anim. Sci.* **2002**, *82*, 427–433. [[CrossRef](#)]
31. Huzzey, J.M.; von Keyserlingk, M.A.G.; Weary, D.M. Changes in Feeding, Drinking, and Standing Behavior of Dairy Cows During the Transition Period. *J. Dairy Sci.* **2005**, *88*, 2454–2461. [[CrossRef](#)]
32. Jensen, M.B. Behaviour around the time of calving in dairy cows. *Appl. Anim. Behav. Sci.* **2012**, *139*, 195–202. [[CrossRef](#)]
33. De Passillé, A.M.B.; Rushen, J. Calves' behaviour during nursing is affected by feeding motivation and milk availability. *Appl. Anim. Behav. Sci.* **2006**, *101*, 264–275. [[CrossRef](#)]