
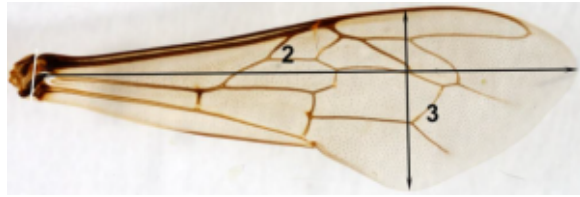


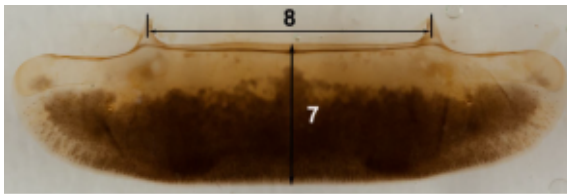
Figure S1 The studied morphometric parameters



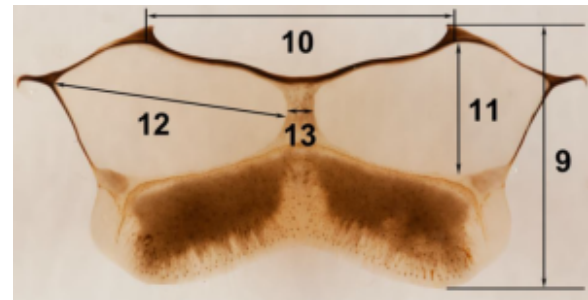
(1) proboscis length L_x



(2) fore wing length F_L and (3) width F_W




(7) length L_{t3} and (8) width W_{t3} of third tergite



(9) length of third sternite L_{s3} , (10) width of third sternite (this parameter was not used), (11) length L_{wm} and (12) width W_{wm} of wax mirror, (13) distance between wax mirrors L_{wmd}



Linear dimensions EF and FG for CI assessment ($EF/FG \times 100\% = CI$)



Linear dimensions a (length) and b (width) on the first tarsal segment of the right hind leg for TI assessment ($b/a \times 100\% = TI$)