

# *Pentacoordinated liquid crystalline Zn(II) complex organized in smectic mesophase: synthesis, structural and electrochemical properties*

**Adelina A. Andelescu<sup>1</sup>, Sorina Ilies (b. Motoc)<sup>1</sup>, Carmen Cretu<sup>1</sup>, Evelyn Popa<sup>1</sup>, Sorin Marinescu<sup>1</sup>, Benoît Heinrich<sup>2</sup>, Florica Manea<sup>3\*</sup>, Sorina Negrea<sup>4,5</sup>, Bertrand Donnio<sup>2</sup> and Elisabeta I. Szerb<sup>1\*</sup>**

<sup>1</sup> “Coriolan Drăgulescu” Institute of Chemistry, Romanian Academy, 24 Mihai Viteazu Bvd., 300223 Timisoara (Romania)

<sup>2</sup> Institut de Physique et Chimie des Matériaux de Strasbourg (IPCMS), UMR7504, CNRS-Université de Strasbourg, 67034 Strasbourg (France)

<sup>3</sup> Department of Applied Chemistry and Engineering of Inorganic Compounds and Environment, Politehnica University of Timisoara, Blv. Vasile Parvan No. 6, 300223, Timisoara (Romania)

<sup>4</sup> National Institute of Research and Development for Industrial Ecology (INCD ECOIND), Timisoara Branch, 300431 Timisoara, (Romania)

<sup>5</sup> Department of Environmental Engineering and Management, “Gheorghe Asachi” Technical University of Iasi, 700050 Iasi, (Romania)

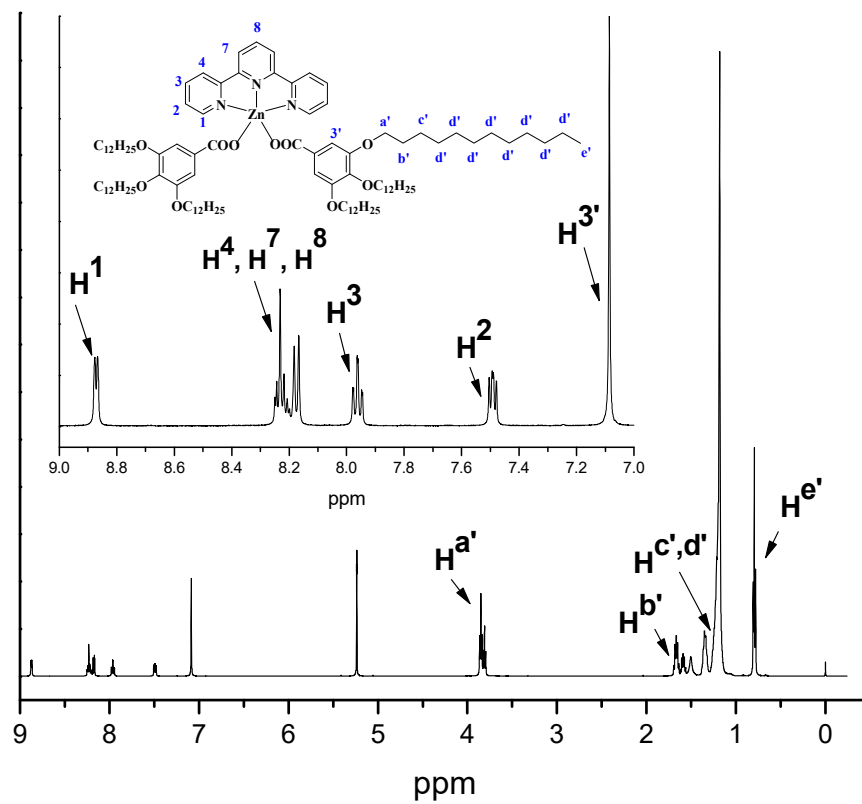
\* Correspondence: eszerb@acad-icht.tm.edu.ro; [florica.manea@upt.ro](mailto:florica.manea@upt.ro)

**Figure S1.** <sup>1</sup>H NMR spectra of complex **Zn\_tpy**

**Figure S2.** TGA trace of complex **Zn\_tpy**

**Figure S3.** DSC trace of complex **Zn\_tpy**

**Figure S4.** S/WAXS pattern of complex **Zn\_tpy** at 100°C



**Figure S1.**  $^1\text{H}$  NMR spectra of complex **Zn\_tpy** in  $\text{CD}_2\text{Cl}_2$

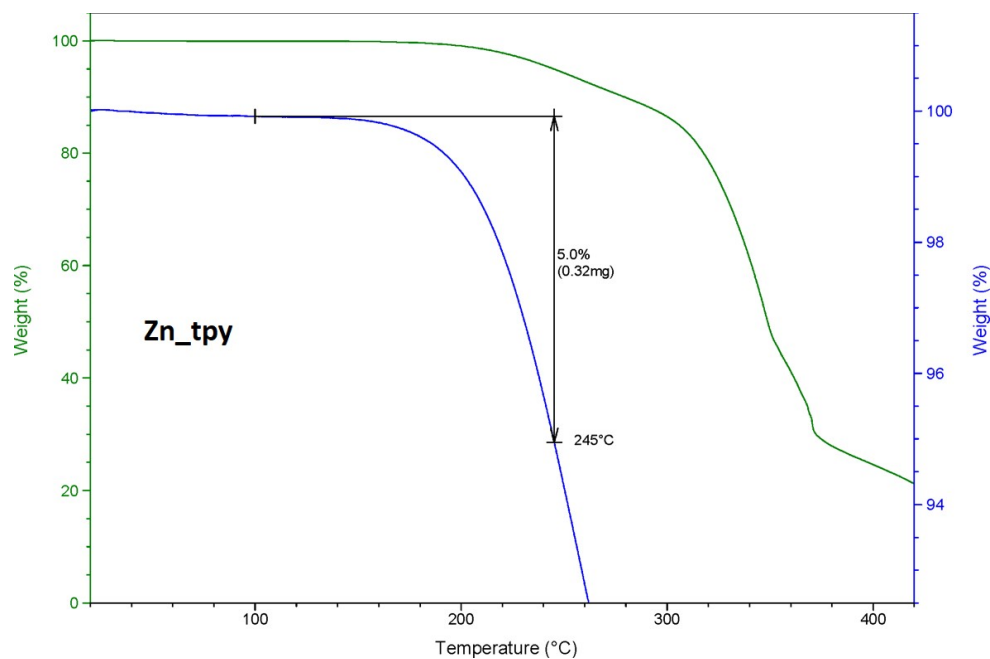


Figure S2. TGA trace of complex **Zn\_tpy**

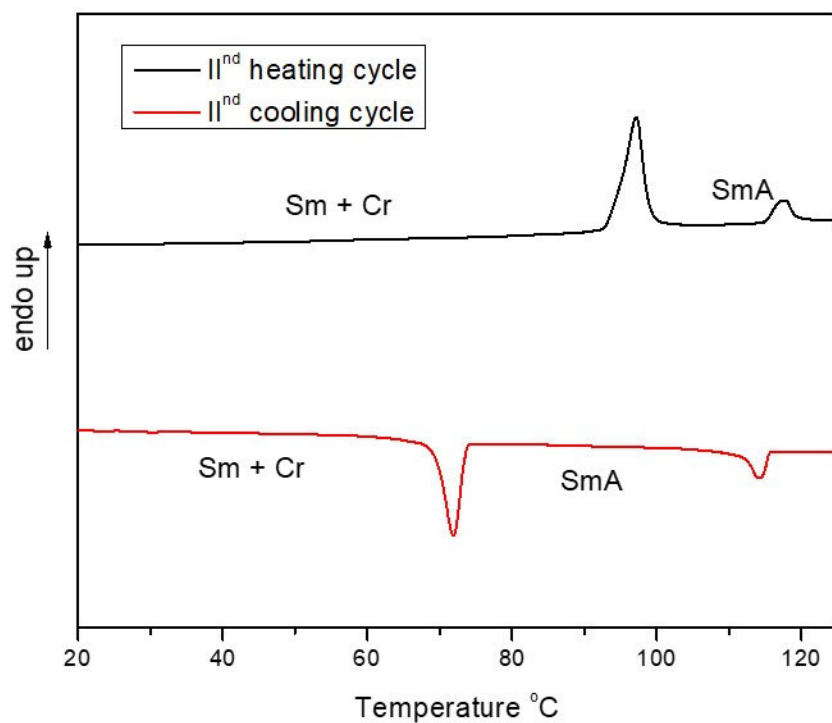
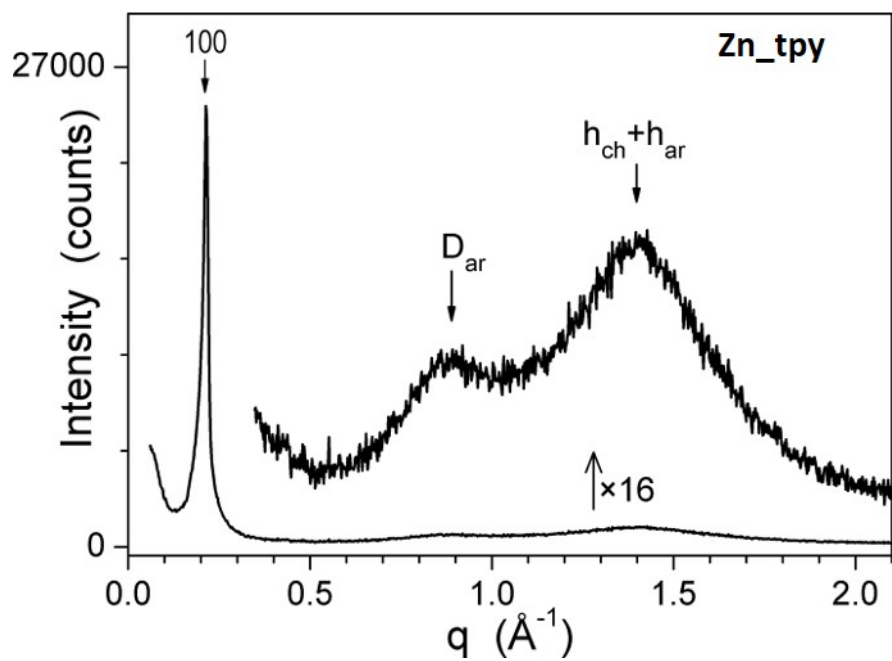


Figure S3. DSC trace of complex **Zn\_tpy**



**Figure S4.** S/WAXS pattern of complex **Zn\_tpy** at 100°C