

Supplementary Material

The Effect of the Addition Turmeric on Selected Quality Characteristics of Duck Burgers Stored Under Refrigeration

Anna Augustyńska-Prejsnar ¹, Jadwiga Topczewska ^{1,*}, Małgorzata Ormian ¹, Aneta Saletnik ², Zofia Sokołowicz ¹ and Jadwiga Lechowska ¹

- ¹ Department of Animal Production and Poultry Products Evaluation, Institute of Food and Nutrition Technology, College of Natural Science, University of Rzeszów, 35-959 Rzeszów, Poland; augusta@ur.edu.pl (A.A.-P.); mormian@ur.edu.pl (M.O.); zosokolo@ur.edu.pl (Z.S.); jlechowska@ur.edu.pl (J.L.)
- ² Department of Bioenergetics, Food Analysis and Microbiology, Institute of Food Technology and Nutrition, College of Natural Science, University of Rzeszów, Ćwiklińskiej 2D, 35-601 Rzeszów, Poland; asaletnik@ur.edu.pl
- * Correspondence: jtopczewska@ur.edu.pl

Citation: Augustyńska-Prejsnar, A.; Topczewska, J.; Ormian, M.; Saletnik, A.; Sokołowicz, Z.; Lechowska, J. The Effect of the Addition Turmeric on Selected Quality Characteristics of Duck Burgers Stored Under Refrigeration. *Appl. Sci.* **2022**, *12*, 805. <https://doi.org/10.3390/app12020805>
Academic Editors: Elena Sofia Inguglia, Marcia Oliveira

Received: 22 December 2021

Accepted: 11 January 2022

Published: 13 January 2022

Publisher's Note: MDPI stays neutral with regard to jurisdictional claims in published maps and institutional affiliations.



Copyright: © 2022 by the authors. Licensee MDPI, Basel, Switzerland. This article is an open access article distributed under the terms and conditions of the Creative Commons Attribution (CC BY) license (<https://creativecommons.org/licenses/by/4.0/>).

Supplementary Materials

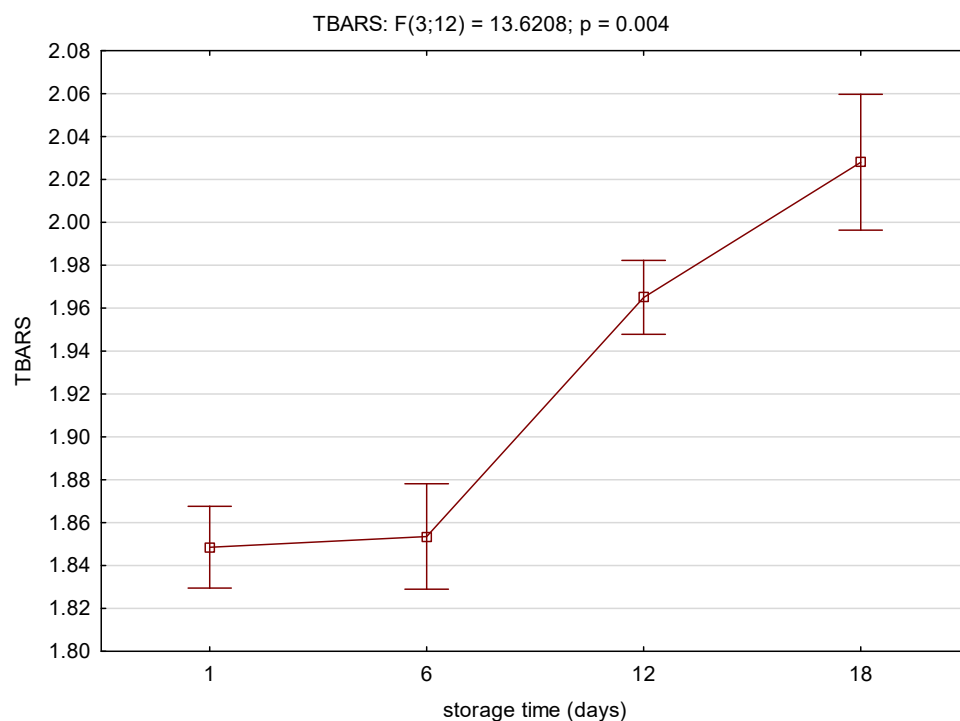


Figure S1. TBARS value (mg MDA/kg) in duck burgers in control group (group I) during refrigerated storage (means \pm standard error of means and F and p statistics (ANOVA)).

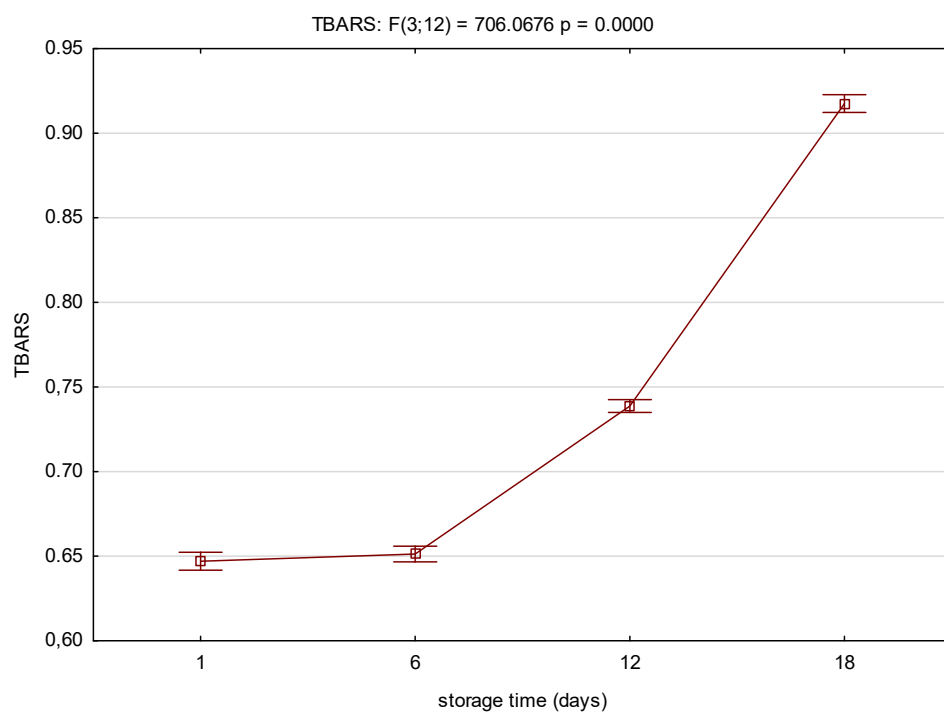


Figure S2. TBARS value (mg MDA/kg) in duck burgers in group II (with turmeric powder) during refrigerated storage (means \pm standard error of means and F and p statistics (ANOVA)).

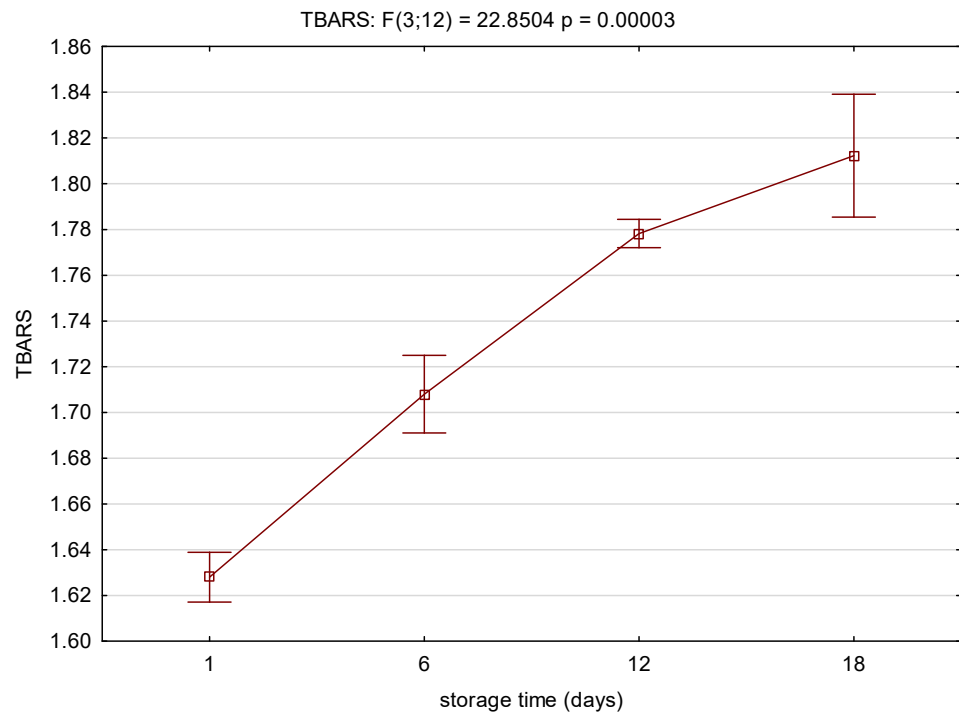


Figure S3. TBARS value (mg MDA/kg) in duck burgers in group III (with turmeric extract) during refrigerated storage (means \pm standard error of means and F and p statistics (ANOVA)).

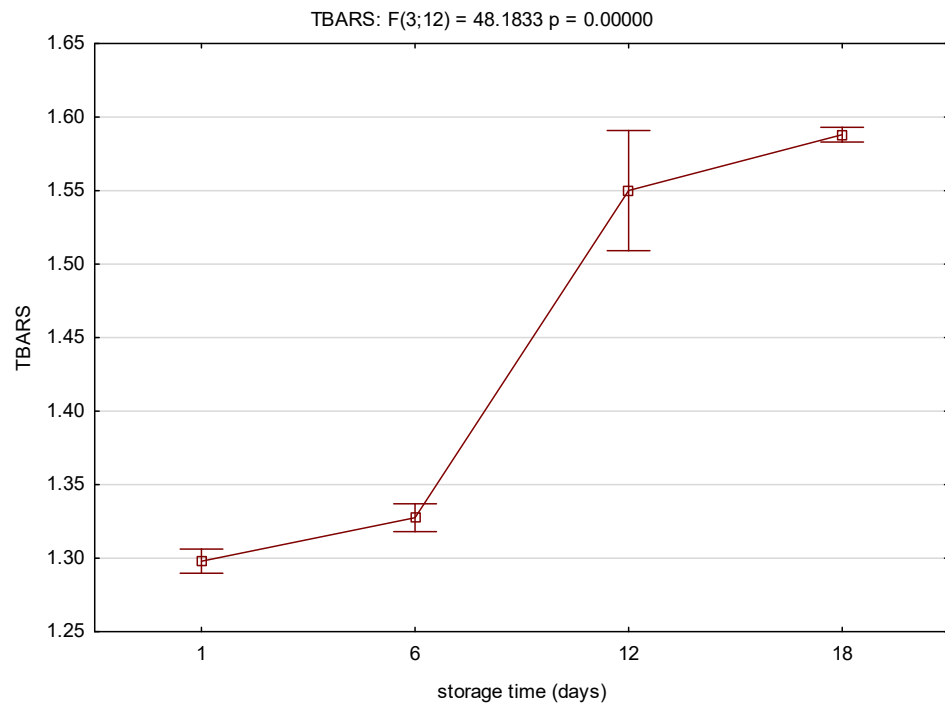


Figure S4. TBARS value (mg MDA/kg) in duck burgers in group IV (with turmeric paste) during refrigerated storage (means \pm standard error of means and F and p statistics (ANOVA)).