

## Article

# Study on Treatment of Tiny Pollution Water with PAC-HUM System in Kuitun River

Liang Pei <sup>1,2,3,4,\*</sup> and Jia Duo <sup>1,2</sup>

<sup>1</sup> National Engineering Technology Research Center for Desert-Oasis Ecological Construction, Xinjiang Institute of Ecology and Geography, Chinese Academy of Sciences, Urumqi 830011, China

<sup>2</sup> Xinjiang Key Laboratory of Environmental Pollution and Bioremediation,

Xinjiang Institute of Ecology and Geography, Chinese Academy of Sciences, Urumqi 830011, China

<sup>3</sup> Institute of Geographic Sciences and Natural Resources Research, Chinese Academy of Sciences, Beijing 100101, China

<sup>4</sup> University of Chinese Academy of Sciences, Beijing 100049, China

\* Correspondence: peiliang@ms.xjb.ac.cn

**Abstract:** Kuitun city, Xinjiang is dry and short of water, so it is urgent to treat and utilize all kinds of unconventional water. In view of this problem, we conducted a study on the treatment of tiny pollution water in Kuitun River. We investigated the effect of dosage of powder activated carbon (PAC) on hollow-fiber ultrafiltration membrane (HUM) performance. The results show that the stable operation time of hollow fiber ultrafiltration membranes lengthened and the rate of reduction of the flux was reduced when the PAC dosage was increased. The addition of PAC had no obvious effect on the resistance of membrane filtration. We conducted experiments to evaluate the effect of ultrafiltration of tiny pollution water in combination with PAC. When the parameters of operation and PAC dosage were appropriately regulated, the removal rates of chemical oxygen demand (COD), ammonia nitrogen (NH<sub>3</sub>-N) and ferric ions (Fe) reached 62%, 32% and 90%, respectively. When the PAC dosage was 200 mg/L, 100 mg/L and 150 mg/L, the highest removal rates were achieved under normal temperature and pressure. The effluent COD was less than 5.0 mg/L, NH<sub>3</sub>-N was less than 1.5 mg/L and Fe was less than 0.5 mg/L, achieving better results than the quality standard of surface water (GB3838-2002). The treated water can be discharged into the river or recirculated to utilities. The fouled membrane was cleaned by water rinsing, water/acid rinsing and water/alkali rinsing, with recovery ratios of 44%, 81% and 88%, respectively. The results of this study can serve as a foundation for the efficient utilization of water resources and the development of new water treatment technologies in Xinjiang.

**Keywords:** imitated tiny pollution water; powder activated carbon (PAC); flux; hollow fiber



**Citation:** Pei, L.; Duo, J. Study on Treatment of Tiny Pollution Water with PAC-HUM System in Kuitun River. *Membranes* **2022**, *12*, 1010. <https://doi.org/10.3390/membranes12101010>

Academic Editor: Fei Guo

Received: 19 September 2022

Accepted: 17 October 2022

Published: 18 October 2022

**Publisher's Note:** MDPI stays neutral with regard to jurisdictional claims in published maps and institutional affiliations.



**Copyright:** © 2022 by the authors. Licensee MDPI, Basel, Switzerland. This article is an open access article distributed under the terms and conditions of the Creative Commons Attribution (CC BY) license (<https://creativecommons.org/licenses/by/4.0/>).

## 1. Introduction

Water is a precious natural resource, and the effective treatment of polluted water has attracted widespread attention. Traditional water treatment technology is difficult to adapt to modern changes in water quality [1,2]. Xinjiang is an arid area with serious water shortage and backward water treatment and utilization technology. Kuitun city is an overexploited area of groundwater, and water resources are extremely scarce. The Kuitun River is a slightly polluted river in northern Xinjiang. It is necessary to recycle water after treatment [3,4]. Xinjiang is an underdeveloped area in China with limited economic conditions. The development of water treatment technology is still relatively preliminary in this area. The methods used in Kuitun are mainly traditional oxidation ditches and simple wetland treatment methods. The treated water quality cannot meet the requirements of local water resource recycling, and the membrane method has not been applied locally due to various restrictions. Therefore, it is necessary to popularize and apply membranes for water treatment and membrane technology in Xinjiang. The results of this study can serve

as a foundation for the efficient utilization of water resources and the development of new water treatment technologies in Xinjiang [5,6].

Compared with conventional processes, the UF process has the following advantages: ① A high turbidity removal rate, as well as stable and reliable effluent quality. In terms of turbidity and particulate matter removal, the UF process achieves a higher removal rate than conventional processes. The effluent turbidity of the UF process is stable below 0.1 NTU, and the removal rate of particulate matter can reach 99.9% [7–9]. ② The UF process can effectively remove pathogenic microorganisms, such as *Cryptosporidium*, bacteria and other pathogenic microorganisms and viruses in water [7–9]. The ultrafiltration effluent does not need to be disinfected, and there are no byproducts of chlorination disinfection, although disinfectant left in the water itself has an impact on human health. ③ The water plant covers a small area. The UF process only requires about 1/5 the floor area of traditional processes [10]. ④ Compared with conventional and advanced treatment processes, the ultrafiltration process saves water production cost.

The external engineering example shows that the cost of water production is basically the same as that of conventional processes. Based on statistical analysis, Klaus [11] concluded that the water production cost of the UF process in Germany was DEM 0.095/m<sup>3</sup> (about CNY 0.55/m<sup>3</sup>; the membrane renewal cost is equivalent to 5 years of service life; the electricity cost is calculated as 0.15 kw/m<sup>3</sup> of electricity consumption). Fang [12] used an integrated water purification device to treat water from the Yangtze River water with a pretreatment + ultrafiltration process, resulting in a large water yield. When the inflow is 16.83–17.67 L/min, the outflow is 15.00–16.40 L/min; the outflow is equivalent to 89.0–93.0% of the inflow, with good effluent quality. The whole unit covers an area of about 1.28 m<sup>2</sup>, which saves a considerable area compared with traditional processes. Wu et al. [13] found that the water production cost of UF in China is CNY 0.23/m<sup>3</sup>, and the power consumption is 0.18 kw/m<sup>3</sup>. Research by the Shenzhen Water Group shows that adding an ozone-activated carbon advanced treatment process to a conventional process increases the cost of water production by CNY 0.30/m<sup>3</sup>. The abovementioned studies show that the water production cost of the ultrafiltration process is lower than that of a conventional process + ozone + activated carbon advanced treatment process. P. Lipp et al. [8] compared the investment cost of the UF process and with that of conventional processes based on French engineering practice and concluded that with a 2 × 10<sup>4</sup> m<sup>3</sup>/d small-scale water plant, UF has a lower investment cost than conventional technology. In the case of a medium-scale (2 × 10<sup>4</sup>~10 × 10<sup>4</sup> m<sup>3</sup>/d) water plant, there is little difference between the investment cost of UF and that of conventional processes. For water plants larger than 30 × 10<sup>4</sup> m<sup>3</sup>/d, the investment cost of UF is slightly higher than that of conventional processes. The water production cost of the UF process mainly consists of membrane renewal fees, chemical agent consumption, equipment maintenance fees and electricity fees. Membrane renewal costs account for the largest proportion (about 42%), followed by electricity costs (32%), pharmaceutical costs (21%) and maintenance costs (5%). Once the ultrafiltration process is widely used in the field of water treatment, the price of ultrafiltration membranes is bound to continue to decline, in addition to the operating cost of ultrafiltration processes improving the competitive advantage of UF for water production [14].

In recent years, ultrafiltration (UF) technology has been widely used in the field of water treatment technology due to its characteristics of high-molecular-weight cutoff, low operating pressure and low operating costs [7–9]. However, it is difficult to meet the requirements for natural and synthetic organic substances or soluble small-molecule substances with microfiltration technology alone, which needs to be combined with other methods. Activated carbon is a porous material with a large specific surface area and high adsorption capacity. It is widely used for the adsorption and decolorization of chemical products, as well as wastewater treatment [8–10]. Many studies have shown that combining the adsorption of activated carbon with the interception of ultrafiltration membranes can effectively improve the performance of the treatment process and the removal rate of pollutants and slow down the decline rate of membrane flux. The combination of PAC and HUM is a research hotspot in water treatment. The advantage of this process is that it

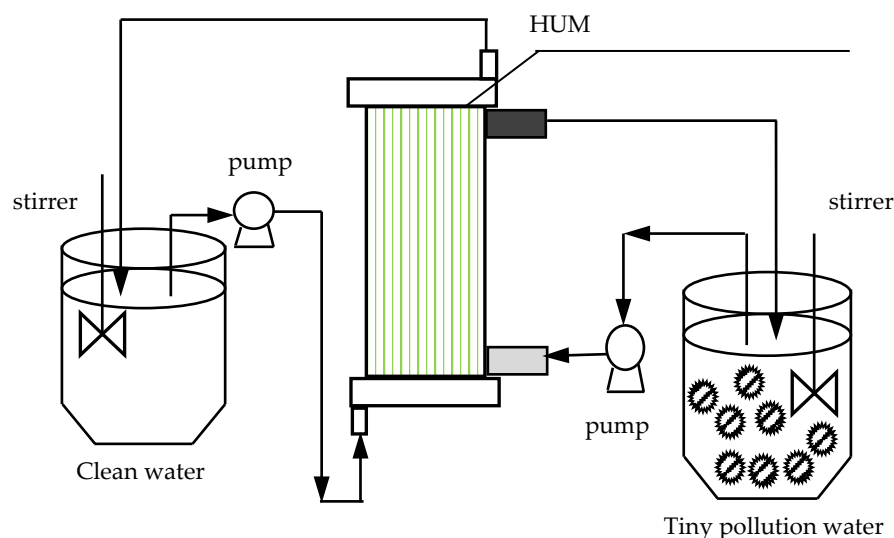
combines the adsorption of PAC on low-molecular-weight organics with the screening of UF on macromolecular organics, bacteria and other pathogenic microorganisms, considerably improving the removal rate of organics and effectively slowing down membrane pollution. The combined process of powdered activated carbon ultrafiltration (PAC-HUM) for drinking water treatment has been extensively studied by many scholars, who believe that it is a membrane process with the potential to replace conventional water treatment processes to effectively remove organic matters. Rama [15] proposed the addition of powdered activated carbon into the circulating water flow of a UF membrane device to form an adsorption solid–liquid separation process to treat drinking water. PAC can effectively adsorb low-molecular-weight organics in water, transfer dissolved organics to a solid phase and remove low-molecular-weight organics from water using a UF membrane to intercept and remove particles. Moreover, PAC can effectively prevent membrane fouling. Using electron microscopy, Joseph et al. [16] found that PAC formed a porous membrane layer on the membrane surface, which adsorbed organic substances in water, not only removing organic substances but also avoiding membrane pollution. This layer of PAC film is relatively soft and can be easily removed by backwashing. Research by Wang et al. [17] and Pei et al. [18] on the combined use of powdered activated carbon and ultrafiltration membranes to remove pollutants in drinking water shows that an increased concentration of powdered activated carbon, the removal effect of the permanganate index, UV254 and phenol is increased. The addition of PAC can enhance the ability of ultrafiltration membranes to remove permanganate index and  $\text{NH}_3\text{-N}$ , but the efficiency and law of UV254 removal need to be further studied. Furthermore, the addition of powdered activated carbon can reduce membrane fouling and play an important role in maintaining the high specific flow rate of ultrafiltration membranes. Dong et al. [19,20] conducted experiments on the treatment of raw water from the Huangpu River with the combined process of powdered activated carbon and an ultrafiltration membrane and found that activated carbon and ultrafiltration membranes jointly undertake to remove organic matter in water, with complementary effects. For organic substances with a low molecular weight, the adsorption effect of activated carbon is better than that of membrane filtration. For organic substances with a high molecular weight, the membrane filtration effect is satisfactory, whereas the adsorption effect of activated carbon is poor. Many water plants have applied the combined PAC-HUM process, the most typical of which is Vigneux Water Plant in France, which was put into operation in 1997, with a scale of  $5.5 \times 10^4 \text{ m}^3/\text{d}$  and an average PAC dosage of  $8 \text{ mg/L}$  [7]. At present, there are dozens of large-scale drinking water treatment plants in Europe using the combined process of PAC and UF membranes, with a total treatment capacity of  $200,000 \text{ m}^3/\text{d}$ . The abovementioned studies and applications show that the combination of PAC adsorption and UF interception can improve the performance of the treatment process, slow down the decline rate of membrane flux and effectively reduce the formation of disinfection byproducts in water [21].

Despite the many applications and studies on ultrafiltration and PAC, these processes have not been promoted and applied in many poor areas in China, especially in the arid areas of northwest China, such as Xinjiang, where we applied PAC-HUM for the first time. Kuitun River is a major river in northern Xinjiang, where large areas of farmland need to be irrigated by river water [22–27]. The current traditional water treatment technology and simple constructed wetland technology cannot treat water to irrigation and discharge standards. Due to economic constraints, the use of cheap membrane materials is suitable for local conditions. We used a hollow fiber ultrafiltration membrane, cheap PAN material and locally available PAC for this study. In this study, polyacrylonitrile (PAN) was used as hollow fiber membrane (HUM) material, and powder activated carbon (PAC) was used to carry out experimental research on micropolluted water treatment. The effect of PAC on membrane flux and the removal effect of the PAC-HUM system on COD,  $\text{NH}_3\text{-N}$  and  $\text{Fe}^{3+}$  were investigated, providing a technical basis for further research on industrial applications. The results of this study can serve as a foundation for the efficient utilization of water resources and the development of new water treatment technologies in Xinjiang.

## 2. Materials and Methods

### 2.1. Experimental Materials

The experimental device and process flow are shown in Figure 1. The membrane module is a domestic hollow-fiber ultrafiltration membrane with a molecular weight cut-off (MWCO) of 100,000. The material is polyacrylonitrile, which is a type of hydrophilic membrane. The pressure method is internal pressure, the membrane pore size is  $0.03 \mu\text{m}$  and the effective surface area of the membrane is  $3.55 \text{ m}^2$ . See Table 1 for performance indices of powdered activated carbon (PAC).



**Figure 1.** Process flow diagram of PAC-HUM.

**Table 1.** Properties of PAC (type: ICT200).

Item	Index
True density/( $\text{kg}/\text{m}^3$ )	$2.7 \times 1000$
Bulk density/( $\text{kg}/\text{m}^3$ )	$0.69 \times 1000$
Iodine value/( $\text{mg}/\text{g}$ )	979
Granularity/%	94.8 (200 mesh sieve)
Particle size/ $\mu\text{m}$	20~400
Ash content/%	10.8
Water content/%	2.3

### 2.2. Experimental Methods

The raw water used in the experiment is slightly polluted water collected from the Kuitun River in late September. See Table 2 for water quality indicators. The hollow-fiber ultrafiltration membrane module adopts the operation mode of cross-flow operation, and the cross-flow speed is  $0.15 \text{ m/s}$ . The original mixed liquid is sent to the ultrafiltration membrane by a multistage centrifugal pump at a constant pressure ( $0.06 \text{ mPa}$ ), and the constant water inflow of the system is controlled by a regulating valve with  $\text{pH} = 6\text{--}9$ . The raw water first enters the complete mixing water tank (CSTR) and is fully mixed with the added PAC under the action of the agitator. The mixed liquid enters the membrane module through the pressure pump for separation. The concentrated liquid is drained into the water tank, and the leachate enters the outlet tank. The membrane module should be recoiled regularly (about every 5–8 days).

**Table 2.** Quality index of experimental raw water.

Item	COD/(mg/L)	TN/(mg/L)	NH <sub>3</sub> -N/(mg/L)	Turbidity/NTU	Fe/(mg/L)
Index	18.1~23.8	3.11~7.15	2.29~5.01	2.12~3.99	2.04~4.07

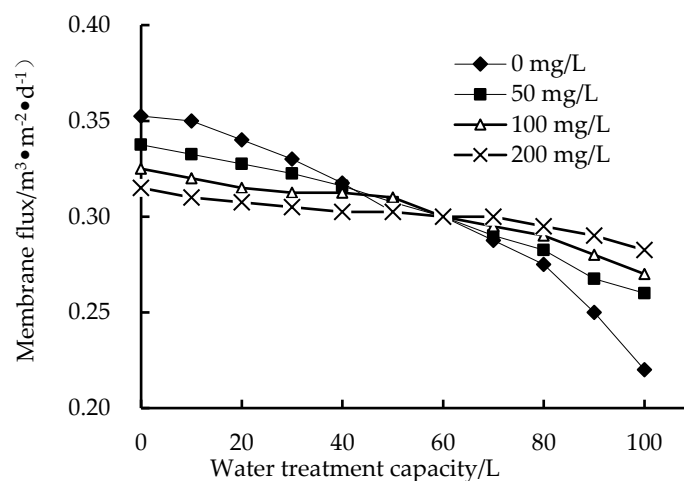
PAC is fed in batches. At the beginning of the experimental cycle, PAC was added to the reactor once. When PAC failed or the quality of effluent water did not meet the requirements, the PAC mixture was discharged, and new PAC was added.

The normal operating pressure of ultrafiltration equipment is 0.06–0.12 MPa (60–120 on the instrument display of the control cabinet). When the operating pressure of the ultrafiltration equipment reaches 0.12 MPa (the instrument in the control cabinet displays 120), forced-dosing backwashing is required.

### 3. Results and Discussion

#### 3.1. Effect of PAC on Membrane Flux

As shown in Figure 2, when the same amount of water is treated, the decline in membrane flux after adding PAC is much smaller than that without adding PAC because PAC adsorbs some organic substances, thus reducing the membrane blockage caused by the adsorption and accumulation of pollutants in the water on the membrane surface. This shows that adding PAC can slow down membrane pollution. In addition, with increased PAC dosage, the amount of adsorbed pollutants increases, which reduces the chance of pollutants in the water blocking the membrane pores, in addition to loosening the mud cake formed by the large-particle disaster membrane surface with PAC as the core, thus better maintaining the membrane flux. Therefore, with a high PAC dosage, the decline in membrane flux is minimal [28–31].

**Figure 2.** Effect of PAC dosage on the membrane.

#### 3.2. Removal of COD<sub>Mn</sub>

As shown in Figures 3–5, the removal rate of COD<sub>Mn</sub> by HUM alone can only be maintained at about 20%, and after PAC is added, the removal rate can reach more than 30%. When the dosage is increased to 200 mg/L, the removal rate can reach more than 62% because when the PAC dosage is low, the concentration of PAC in the mixed liquid is low, and the total adsorption area is smaller than when the dosage is high. Therefore, PAC preferentially adsorbs low-molecular-weight organics, which may be most easily adsorbed by PAC. With increased PAC dosage, the total adsorption area also increases, and PAC starts to adsorb organic substances high molecular weights. In addition, the organic matter adsorbed by PAC during long-term operation becomes a hotbed for microbial propagation and forms a biofilm, which also promotes the removal of organic matter [25,26].

Furthermore, increased operation time and hydraulic retention time, PAC form a compacted layer on the membrane surface after adsorbing organic matter. The interface between the compacted layer and the membrane also forms a concentration polarization layer due to pressure. In this way, the pore diameter of the membrane is equivalent to continuously reducing, removing substances with an ionic radius that is smaller than the membrane pores, increasing the removal efficiency. However, as compacted layer and concentration polarization layer increasing, the flux also decreases, and the filtration pressure increases, resulting in the need to clean and restore the membrane regularly [21,28].

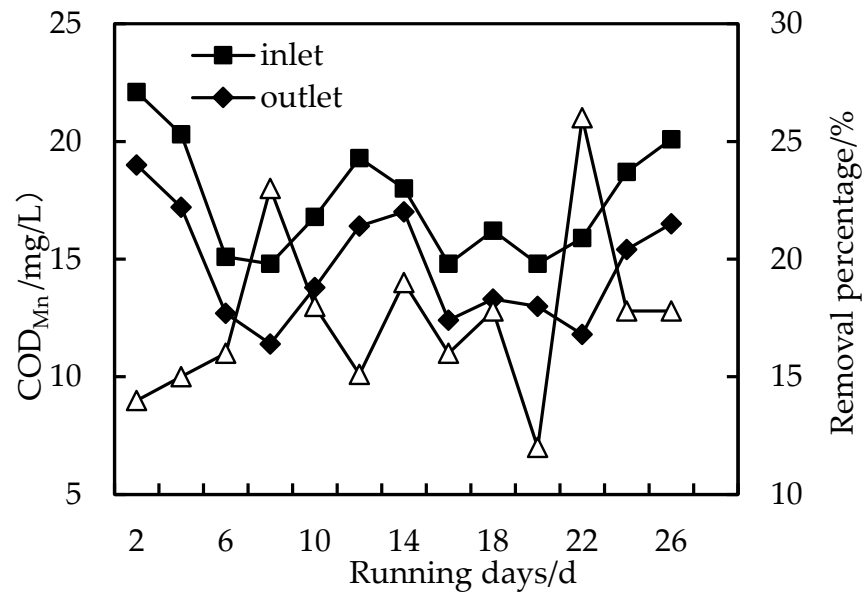


Figure 3. Removal of COD<sub>Mn</sub> with HUM.

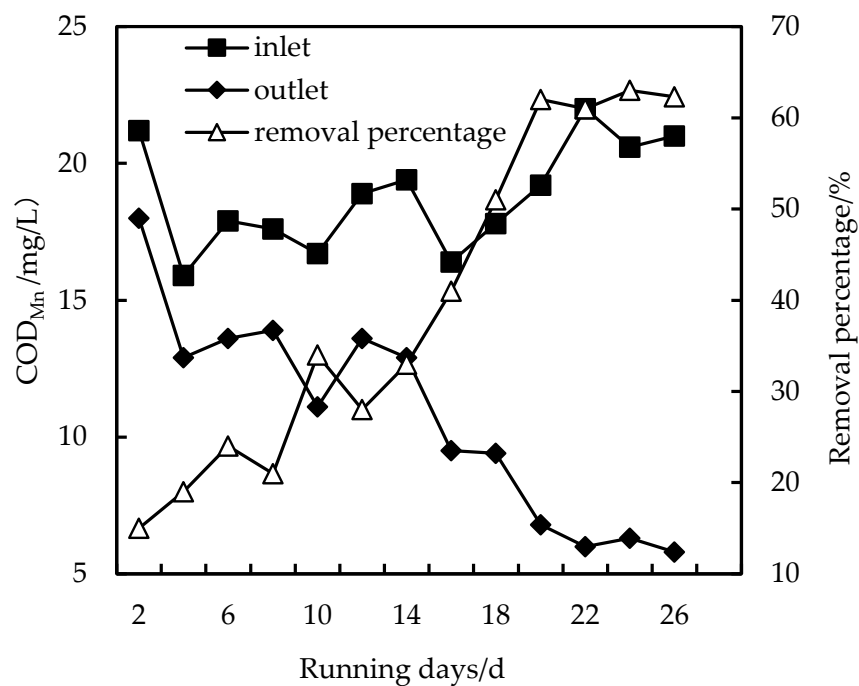


Figure 4. Removal of COD<sub>Mn</sub> with PAC-HUM.



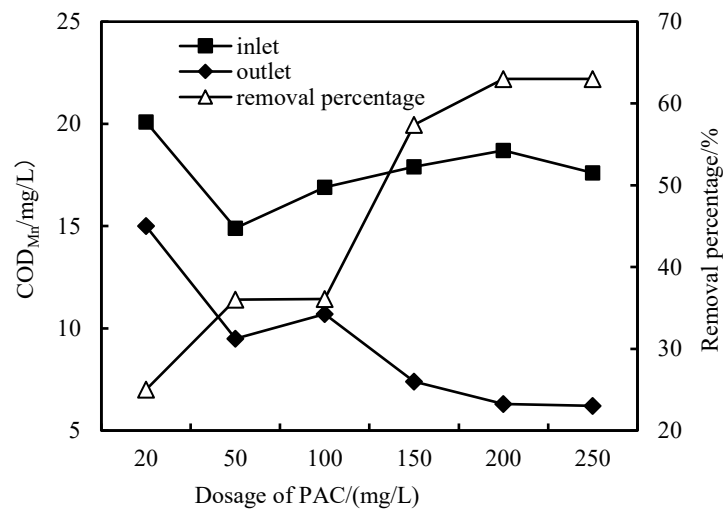


Figure 5. Removal effect of COD<sub>Mn</sub> with PAC dosage.

The COD<sub>Mn</sub> of the effluent is about 5.0 mg/L, which is better than the environmental quality standard for surface water (GB3838-2002) [32].

### 3.3. Removal of NH<sub>3</sub>-N

As shown in Figure 6, the effect of HUM alone on NH<sub>3</sub>-N removal is not obvious, and the removal rate is about 5%. However, when PAC and HUM are combined, the removal rate of NH<sub>3</sub>-N increases because PAC forms a compacted layer on the HUM, which reduces the pore diameter of the membrane. As shown in Figure 7, the removal of NH<sub>3</sub>-N is divided into two stages: in the first stage, the removal rate of NH<sub>3</sub>-N is less than 10% at the initial stage of operation of the combined PAC-HUM process; after the system has operated for a period of time, the removal rate of NH<sub>3</sub>-N increases to 30%. In the second stage, after the membrane is backwashed, the NH<sub>3</sub>-N removal rate decreases, and as the experiment continues, the NH<sub>3</sub>-N removal rate starts to increase again, demonstrating that in the initial stage of operation until the membrane is backwash, pollutants in the raw water and PAC form a compacted gel layer on the membrane surface and inside the membrane pores, narrowing the membrane pore size and increasing the NH<sub>3</sub>-N removal rate. After backwashing, the gel layer falls off, increasing the pore size and decreasing the removal rate [23,24].

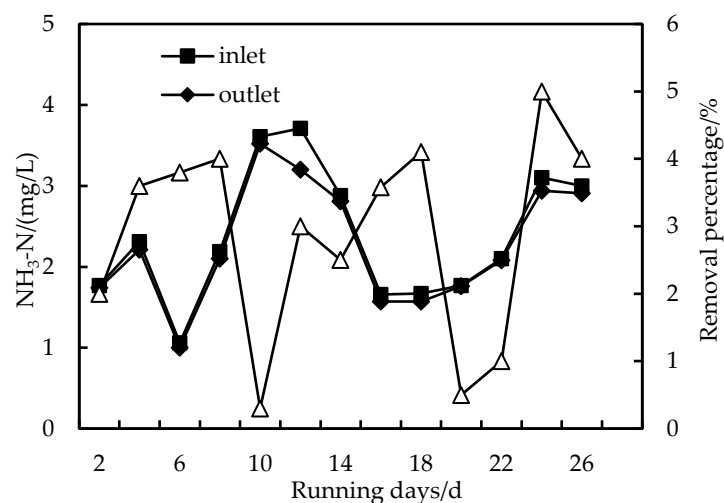


Figure 6. Removal of NH<sub>3</sub>-N with HUM.

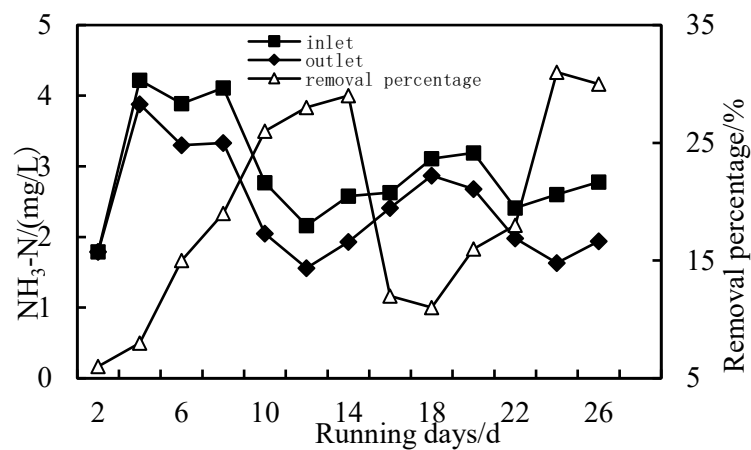


Figure 7. Removal of NH<sub>3</sub>-N with PAC-HUM.

As shown in Figure 8, when the dosage of PAC is 20–50 mg/L, the NH<sub>3</sub>-N removal rate is low, and when the dosage is increased to 100 mg/L~250 mg/L, the removal rate reaches more than 32%. The NH<sub>3</sub>-N of the test effluent is less than 2.5 mg/L, which is superior to the environmental quality standard for surface water (GB3838-2002). However, the NH<sub>3</sub>-N removal rate is still low, indicating the need for further research.

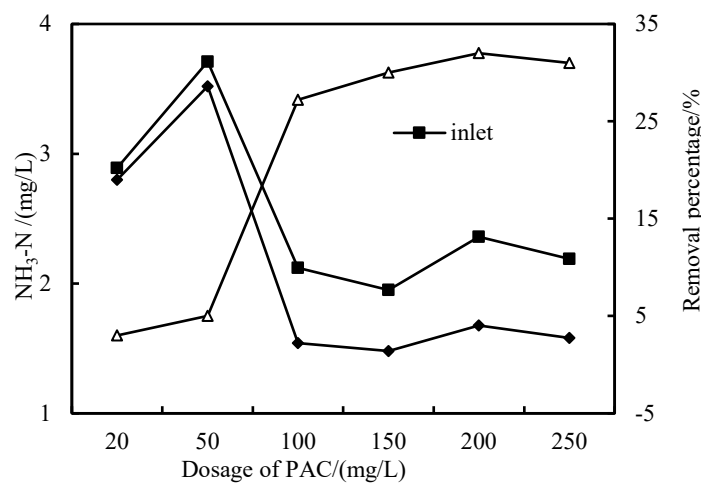


Figure 8. Removal effect of NH<sub>3</sub>-N with PAC dosage.

### 3.4. Removal of Fe Ion

Figures 9 and 10 are diagrams showing the removal effect of HUM alone and the combined PAC-HUM process on total iron, respectively. When the total iron content of the influent fluctuates considerably, the iron removal rate of the HUM system is between 58 and 78%, and the Fe content in the effluent is less than 0.5 mg/L, which is superior to the environmental quality standard for surface water (GB3838-2002). However, the iron removal rate of the combined PAC-HUM process is between 73 and 94.7%, which is significantly better than that of the HUM system alone because with increased operation time and hydraulic retention time, PAC form a compacted layer on the membrane surface after absorbing various pollutants. The interface between the compacted layer and the membrane also forms a concentration polarization layer due to pressure. In this way, the pore diameter of the membrane is equivalent to continuously reducing, removing substances with an ionic radius smaller than the membrane pores, resulting in increased removal efficiency. The radius of heavy metal ions is reduced in the process of operation, compared with the pore diameter of the membrane, which is constantly decreasing. However, with the increase in the compacted layer and concentration polarization layer, the flux will also



decrease and the filtration pressure will increase, which requires us to clean and restore the membrane regularly [19–22].

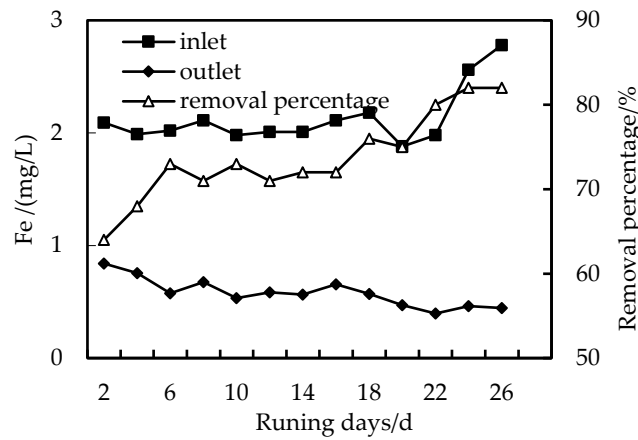


Figure 9. Removal of Fe with HUM.

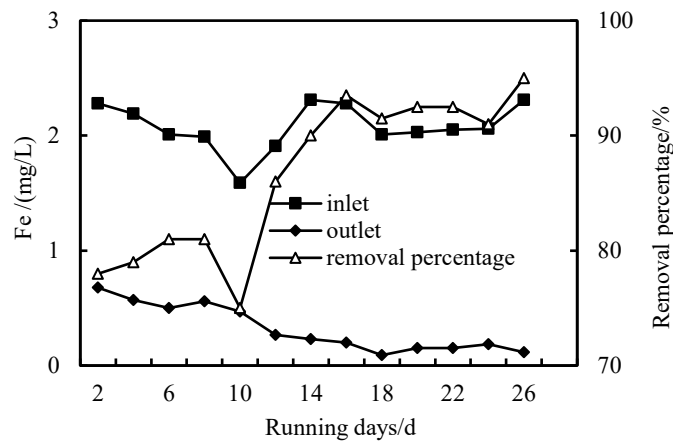


Figure 10. Removal of Fe with PAC-HUM.

It can be seen from Figure 11 that when the dosage of PAC is 20–100 mg/L, the Fe removal rate is only about 90%, while when the dosage of PAC is increased to 150 mg/L, the Fe removal rate is more than 90%.

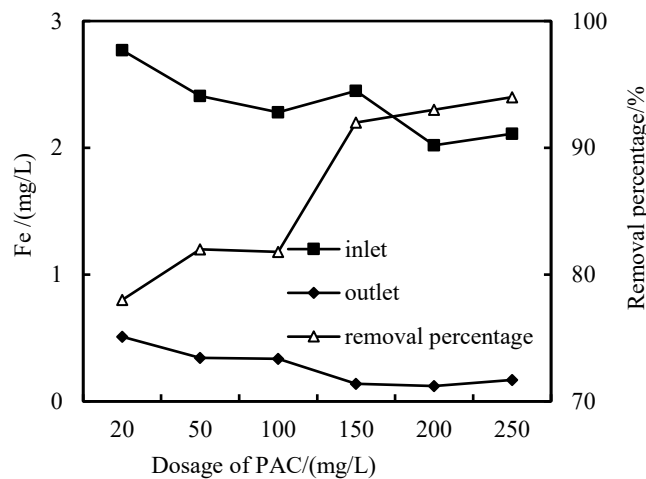


Figure 11. Removal effect of Fe with PAC dosage.

### 3.5. Removal of SS, Coliform and Turbidity

Suspended solids SS and coliform bacteria have not been detected in the effluent during the whole experiment, and both of them have a 100% removal rate. HUM can completely intercept them. The turbidity of the effluent is below 0.1 NTU. The removal of these substances is mainly related to the physical interception of membrane pore size. It is also related to the increase in compaction layer formed by PAC and pollutants [20,21].

### 3.6. Membrane Pollution and Cleaning

With the increase in operation time and hydraulic retention time, PAC will form a compacted layer on the membrane surface after adsorbing pollution matters. The interface between the compacted layer and the membrane will also form a concentration polarization layer due to pressure. In this way, the pore diameter of the membrane is equivalent to continuously reducing, removing the substances whose ionic radius is smaller than the membrane pore, and the removal efficiency is getting higher and higher. However, with the increase in the compacted layer and concentration polarization layer, the flux will also decrease, and the filtration pressure will increase, resulting in the need to clean and restore the membrane regularly.

The normal operating pressure of ultrafiltration equipment is 0.06–0.12 MPa (60–120 on the instrument display of the control cabinet). When the operating pressure of the ultrafiltration equipment reaches 0.12 MPa (the instrument in the control cabinet displays 120), forced-dosing backwashing is required. After a period of operation of the combined PAC-HUM process, the membrane permeation pressure gradually increases to 0.12 Mpa, and the membrane flux gradually decreases to close to 0, indicating that the membrane has been seriously polluted. Water washing, water/pickling and water/alkali washing are performed, the membrane flux is measured after each cleaning. Water washing involves backwashing the water-permeable side with tap water until there is basically no pollutant flowing out. Water/pickling refers to soaking the membrane in 0.5% HCl solution for 1.0 h and then backwashing with water. Water/alkali washing refers to washing the membrane with water backwashing method and soaking it 1% NaOH solution for 1 h, followed by water backwashing. As shown in Figure 12, the three cleaning methods can restore the membrane flux to 44%, 81% and 88% of that of a new membrane, respectively. Because the pollution of river water mainly originates from the illegal discharge of domestic sewage, which is mainly acidic, compound backwashing with alkaline liquid can react with acidic pollutants to remove the pollutants adsorbed on the membrane, which has the best recovery effect on the membrane [21–23]. Cleaning the membrane regularly can effectively remove membrane pollution, increase flux and reduce energy consumption.

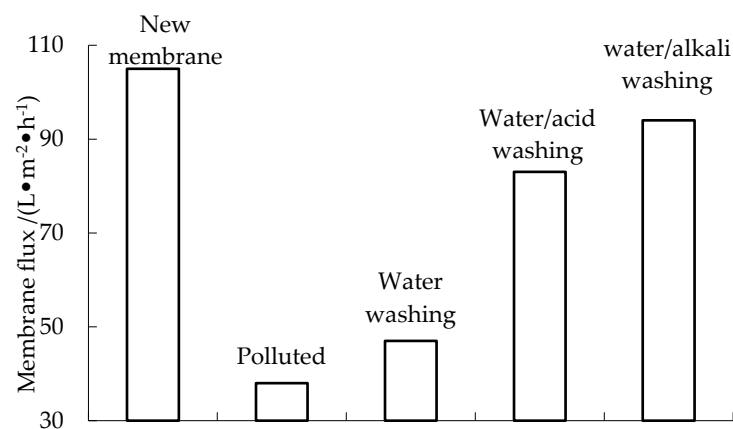


Figure 12. Recovery of membrane flux.

#### 4. Conclusions

- (1) The experimental results show that adding PAC to an HUM system is an effective way to reduce membrane filtration resistance and improve membrane flux.
- (2) The removal rates of COD, NH<sub>3</sub>-N and Fe in wastewater by the combined PAC-HUM process can reach 62%, 32% and 90%, respectively. The best dosage of PAC to achieve a high removal rate is 200 mg/L, 100 mg/L and 150 mg/L for COD, NH<sub>3</sub>-N and Fe, respectively.
- (3) The effluent COD of the combined PAC-HUM process system was about 5.0 mg/L, that of NH<sub>3</sub>-N was less than 1.5 mg/L, that of Fe was less than 0.5 mg/L, suspended solids (SS) and coliform group were not detected, turbidity was below 0.1 NTU and the water quality was better than the environmental quality standard for surface water (GB3838-2002). The removal effect of organic matter, ammonia nitrogen and iron by PAC combined with HUM was better than that by HUM alone.
- (4) For contaminated membranes, water backwashing, water/acid washing and water/alkali washing can restore the membrane flux to 44%, 81% and 88% of that of a new membrane, respectively.

The results of this study provide a technical basis for further research on industrial applications, serving as a foundation for the efficient utilization of water resources and the development of new water treatment technologies in Xinjiang.

**Author Contributions:** L.P. and J.D. conceived and designed the study; L.P. collected the data and wrote the manuscript; J.D. supervised the article and assisted with the data analysis, and was mostly in charge of tables and figures. All authors have read and agreed to the published version of the manuscript.

**Funding:** This study was funded by independent research projects of the Xinjiang Institute of Ecology and Geography, Chinese Academy of Sciences (E2500201).

**Institutional Review Board Statement:** Not applicable.

**Informed Consent Statement:** Not applicable.

**Data Availability Statement:** Not applicable.

**Conflicts of Interest:** The authors declare no conflict of interest.

#### References

1. Chew, C.M.; Aroua, M.K.; Hussain, M.A. Advanced process control for ultrafiltration membrane water treatment system. *J. Clean. Prod.* **2018**, *179*, 63–80. [[CrossRef](#)]
2. Qurie, M.; Abbadi, J.; Scrano, L.; Mecca, G.; Bufo, S.A.; Khamis, M.; Karaman, R. Inland Treatment of the Brine Generated from RO Advanced Membrane Wastewater Treatment Plant Using Epuvalisation System This case study investigates the potential of using an epuvalisation system to treat brine generated from an inland RO unit. *System* **2017**, *13*, 14.
3. Qurie, M.; Daghra, S.; Khamis, M.; Kanan, A.; Barghouthi, Z.; Alimari, A.; Karaman, R. Application of the epuvalisation technology for the tertiary treatment of secondary treated effluents using geranium plants. *Ann. Agric. Sci.* **2019**, *64*, 237–243. [[CrossRef](#)]
4. Amin, A.; Shaarawy, H.; Hawash, S. Integrated treatment of municipal wastewater using advanced electro-membrane filtration system. *SN Appl. Sci.* **2019**, *1*, 1153.
5. Fan, Y.B.; Wang, J.S.; Jiang, Z.C.; Jiang, M.X.; Xu, K.; Jia, Z.P. Treatment of a dyeing wastewater from a woolen mill using an A/O membrane bio-reactor. *J. Environ. Sci.* **2000**, *12*, 344–348.
6. Iman, Y.E.; Ahmed, N.; Anachh, S.A.M.; Abu Manjur, K. Experimental Investigation on Saline Water Purification Using Reverse Osmosis by a Novus Biomimetic Membrane. *J. Biomim. Eng.* **2022**, *19*, 21. [[CrossRef](#)]
7. LaEné, J.M.; Vial, D.; Moulart, P. Status after 10 years of operation-overview of UF technology today. *Desalination* **2000**, *131*, 17–25. [[CrossRef](#)]
8. Lipp, P.; Baldauf, G.; Schick, R.; Elsenhans, K.; Stabel, H.-H. Integration of ultrafiltration to conventional drinking water treatment for a better particle removal-efficiency and costs. *Desalination* **1998**, *119*, 133–142. [[CrossRef](#)]
9. Yin, H.; Chen, Z.; Chen, Y.; You, Z.; Zhang, J. Pilot Study on Ultrafiltration Treatment of Micro Polluted Reservoir Water. In *Paper of the International Seminar on Drinking Water Safety Assurance Technology and Management*; Construction Industry Press: Beijing, China, 2005; pp. 525–532.

10. Jinglun, X. Research on the application of microfiltration and ultrafiltration technology in Macao drinking water treatment. *Shanghai Water Aff.* **2002**, *18*, 45–49.
11. Hagen, K. Removal of particulates, bacteria and parasites with ultrafiltration for drinkingwater treatment. *Desalination* **1998**, *119*, 85–91. [[CrossRef](#)]
12. Zhifang, F. Experimental study on integrated water purification device of pretreatment+ultrafiltration. *J. Shenyang Univ.* **2007**, *19*, 39–42.
13. Guang, W.; Guangming, Q.; Cuixian, C. Pilot scale experimental study on reuse of reclaimed water in advanced treatment of urban sewage by ultrafiltration membrane. *Membr. Sci. Technol.* **2004**, *24*, 40–43.
14. Ping'an, C.; Tong, L.; Huasheng, Y. Application and research progress of ultrafiltration in drinking water treatment. *Ind. Water Wastewater* **2006**, *37*, 7–10.
15. Rama, K.H.; Rajb, R.E. Mechanical property evaluation of sisal-glass fiber reinforced epoxy polymer composites. *Int. J. Mech. Mater. Sci. Res.* **2021**, *1*, 11.
16. Jacangelo, J.G.; Laine, J.-M.; Cummings, E.W.; Adham, S.S. UF with Pretreatment for Removing DBP Precursors. *J. AWWA* **1995**, *87*, 100–112. [[CrossRef](#)]
17. Xiaolian, W.; Yongzhen, P.; Baozhen, W. Experimental Study on PAC-UF Combined System in Drinking Water Treatment. *Water Treat. Technol.* **2005**, *31*, 57–60.
18. Pei, L.; Dong, B.; Yao, B.H. Drinking Water Treatment by Ultrafiltration and Powdered Activated Carbon Combined Process. *Ind. Water Wastewater* **2007**, *38*, 24–27.
19. Dong, B.Z.; Cao, D.W.; Fan, J.C. Study on the treatment of Huangpu River raw water by powdered activated carbon ultrafiltration membrane. *Shanghai Environ. Sci.* **2003**, *22*, 731–737.
20. Dong, B.Z.; Chen, Y.; Gao, N.Y. Experimental study on micro polluted raw water treatment by powdered activated carbon ultrafiltration membrane. *J. Tongji Univ. Nat. Sci. Ed.* **2005**, *33*, 777–780.
21. Lin, C.-F.; Liu, S.-H.; Hao, O.J. Effect of functional groups of humic substances on UF performance. *Water Res.* **2001**, *35*, 395–402. [[CrossRef](#)]
22. Ping, L.I.; Guan, X.J.; Cui-Dan, L.I. Experimental Investigation on Ferrihydrite Promotes the Purification of Slightly Polluted Source Water Containing Arsenic by Wetland Plants. *Sci. Technol. Eng.* **2018**, *312*, 10618–10629.
23. Ba, C. Design of advanced reverse osmosis and nanofiltration membranes for water purification. *Diss. Theses Gradworks* **2010**, *555*, 369–378.
24. Xie, W.; Luo, Z.; Zhou, Y.; Peng, W.; Liu, Q.; Wang, D. Experimental and numerical investigation on opposing plasma synthetic jet for drag reduction. *J. Aeronaut. China* **2022**, *35*, 17. [[CrossRef](#)]
25. Ochando-Pulido, J.M. Control systems for olive mill wastewater treatment with ultrafiltration and nanofiltration membrane in series based on the boundary flux theory. *Water Sci. Technol. A J. Int. Assoc. Water Pollut. Res.* **2017**, *76*, 2968. [[CrossRef](#)] [[PubMed](#)]
26. Adrian, B. Systems for Treating Water. U.S. Patent EP3148940A4 18 April 2018.
27. Superuser, S. Bioreactor Systems for Treating Perchlorate-Contaminated Water. In *Water Intelligence Online*; AwwaRF: Washington, DC, USA, 2005.
28. Li, Q.; Yan, Z.Q.; Wang, X.L. A poly (sulfobetaine) hollow fiber ultrafiltration membrane for the treatment of oily wastewater. *Desalination Water Treat.* **2016**, *57*, 11048–11065. [[CrossRef](#)]
29. Chiao, Y.H.; Chen, S.T.; Sivakumar, M.; Ang, M.B.M.Y.; Patra, T.; Almodovar, J.; Wickramasinghe, S.R.; Hung, W.-S.; Lai, J.-Y. Zwitterionic Polymer Brush Grafted on Polyvinylidene Difluoride Membrane Promoting Enhanced Ultrafiltration Performance with Augmented Antifouling Property. *Polymers* **2020**, *12*, 1303. [[CrossRef](#)]
30. Thankappan, H.; Bousquet, G.; Semsarilar, M.; Venault, A.; Chang, Y.; Bouyer, D.; Quemener, D. Development of PVDF Ultrafiltration Membrane with Zwitterionic Block Copolymer Micelles as a Selective Layer. *Membranes* **2019**, *9*, 93. [[CrossRef](#)]
31. Li, D.; Sun, X.; Wang, W.; Gao, H.W.; Huang, Y.D.; Gao, C.L. A novel antifouling and thermally stable polysulfone ultrafiltration membranes with sulfobetaine polyimide as porogen. *Polym. Adv. Technol.* **2020**, *32*, 945–954. [[CrossRef](#)]
32. GB3838-2002; Environmental Quality Standard for Surface Water of China. Ministry of Environmental Protection of China: Beijing, China, 2002.