

Article

Propeller Optimization in Marine Power Systems: Exploring Its Contribution and Correlation with Renewable Energy Solutions

Bruna Bacalja Bašić *, Maja Krčum  and Zdeslav Jurić 

Faculty of Maritime Studies, University of Split, 21000 Split, Croatia; mkrcum@pfst.hr (M.K.); zjuric@pfst.hr (Z.J.)
* Correspondence: bruna@maritimus-consultant.hr; Tel.: +385-955448047

Abstract: The goal of increasing fuel efficiency and decreasing greenhouse gas (GHG) emissions has increased interest in the application of renewable energy sources and the usage of new technologies in the maritime industry. In order to implement the most suitable source, factors such as voyage duration, storage availability, and the condition of existing vessels as well as those that are still under construction should be taken into account. Propeller optimization is proposed as a long-term solution. This paper investigates the environmental aspects of propeller optimization, focusing on its potential to reduce ship vibrations fuel consumption, and, therefore, the ship's carbon footprint. The case study presents propeller optimization on a Ro-Ro passenger ship. The data collected during sea trials before and after propeller optimization will be compared. Expected fuel oil consumption will be correlated to the CO₂ emission reduction. Besides propeller optimization, the paper performs a SWOT (strengths, weaknesses, opportunities, threats) analysis comparing it with solar and wind power applications on ships.

Keywords: propeller optimization; solar power application; wind power application



Citation: Bacalja Bašić, B.; Krčum, M.; Jurić, Z. Propeller Optimization in Marine Power Systems: Exploring Its Contribution and Correlation with Renewable Energy Solutions. *J. Mar. Sci. Eng.* **2024**, *12*, 843. <https://doi.org/10.3390/jmse12050843>

Academic Editor: Theocharis D. Tsoutsos

Received: 26 April 2024

Revised: 12 May 2024

Accepted: 15 May 2024

Published: 19 May 2024



Copyright: © 2024 by the authors. Licensee MDPI, Basel, Switzerland. This article is an open access article distributed under the terms and conditions of the Creative Commons Attribution (CC BY) license (<https://creativecommons.org/licenses/by/4.0/>).

1. Introduction

1.1. Problem Background

In general, maritime transport is strongly related to global trade. Any rise in global trade is expected to increase demand for maritime transport. The global fleet has nearly doubled in size by deadweight tonnage since 2007 and, at the end of 2022, accounted for roughly 61,000 vessels. Growth has been linear, increasing by 3% in the most recent year [1]. As a result, emissions from ships are projected to rise. The International Maritime Organization (IMO) strives to contribute to the global fight against climate change, calling for immediate action by adopting a strategy for the reduction of greenhouse gas (GHG) emissions from international shipping. The 2023 IMO GHG Strategy calls for a reduction in the carbon intensity of international shipping through increased energy efficiency in new ships as well as the adoption of zero or near-zero GHG emission technologies, fuels, and/or energy sources [2]. Technical and operational approaches to increase ship energy efficiency are consolidated through the Energy Efficiency Design Index (EEDI), the Energy Efficiency Existing Ship Index (EEXI), and the Ship Energy Efficiency Management Plan (SEEMP) [3,4]. Examples of solutions for compliance with these measures are visible in Figure 1.

The EEDI is a technical measure encouraging the adoption of more energy-efficient equipment and engines in the construction of new ships to reduce pollution, while the SEEMP is a cost-effective operational mechanism. All existing ships of 400 GT and above are obliged, with specified exceptions, to compute their reached Energy Efficiency Existing Ship Index (EEXI), which indicates the ship's "technical" or "design" efficiency. The Carbon Intensity Indicator (CII) rating represents a ship's operational energy efficiency (in terms of how efficiently a ship transports goods or passengers, expressed in grams of CO₂ emitted

per transport work and nautical miles), using fuel oil consumption data from the IMO DCS and the SEEMP as a management tool.

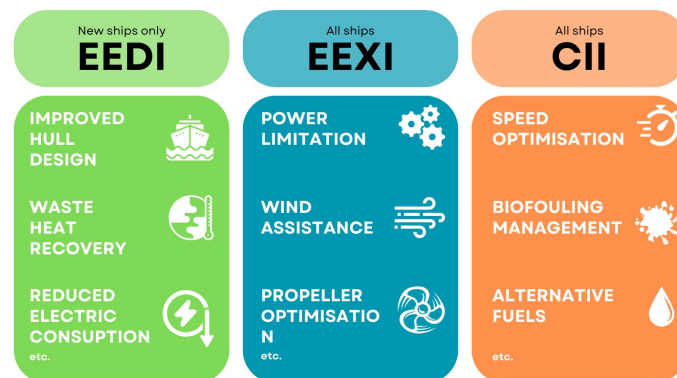


Figure 1. Energy Efficiency Design Index (EEDI), Energy Efficiency Existing Ship Index (EEXI), and Carbon Intensity Indicator (CII) are examples of solutions for compliance.

1.2. Energy Efficiency and GHG Reduction in Shipping

Energy efficiency improvements can be achieved through propulsion system optimization and alternative fuel usage [5–11], improved hull designs [12,13], and operational measures such as lower speed [14], voyage optimization [15], etc., that can achieve significant reductions in fuel consumption and resulting CO₂ emissions. The connection between ship propeller design, vibrations, and fuel consumption is an essential aspect of ship performance. Ship propeller optimization is crucial for improving marine vessel efficiency, maneuverability, and overall performance. The typical approach involves creating an initial design plan and refining it by achieving the best compromise between goals and limitations. This process naturally evolves into an optimization task [16]. This study shows that propellers have a significant impact on a vessel's performance, leading to an increase in the trim angle and a decrease in resistance. These effects result from a notable decrease in pressure near the propellers [17]. Engineers can achieve optimal power transfer, reduce fuel consumption, and limit the environmental effect by fine-tuning the design and features of ship propellers. The results of the method for improving the performance of marine propellers, particularly the wide chord tip (WCT) propeller, which maximizes propeller performance by altering enlarged regions of the propeller blade, can improve efficiency by more than 2% [18]. Hydrodynamic optimization of propellers using gradient and non-gradient-based algorithms revealed a nearly 13% increase in the efficiency and a nearly 15% drop in the torque coefficient for the first propeller, as well as a nearly 10% increase in the efficiency for the later propeller are attainable [19]. Research results indicate that it is possible to create a medium-sized flexible composite propeller that will reduce fuel consumption while withstanding the imposed loads. The design and optimization of a flexible composite material marine propeller results in a 1.25% reduction in fuel consumption for the combined scenario, equating to a 4.7% drop in cruising speed [20]. A comprehensive test system for ship-model testing in real wind, wave, and current flow settings was created to determine the 25-m-long ship performance in actual sea conditions. This platform was used to test the effects of an energy-saving technology and the results proved the reliability of the proposed approach [21]. The measurements and analyses performed, when compared to the ship's output performances before and after propeller optimization, demonstrate a successful procedure for optimizing a fixed-pitch propeller and the justification for using Prop Scan technology [22]. Berg Propulsion, a Swedish company specializing in propellers, claims significant success by redesigning propulsion systems on existing ships, managing to achieve remarkable fuel savings of up to 22% in a recent case through their redesign efforts [23]. The optimization method of trimaran hull form for resistance reduction and propeller intake flow improvement focuses on two main goals: reducing the total resistance and improving the propeller intake flow, making it

a multi-objective optimization challenge. The optimization outcomes reveal a 13.3% decrease in resistance and a 7.58% enhancement in the wake coefficient for the obtained hull form [24]. Shifting the propeller toward the rear and expanding its area revealed significant potential for reducing power requirements. This adjustment enables a larger propeller diameter without the risk of transmitting pressure pulses to the hull. This enhancement in efficiency can consequently diminish environmental effects and costs [25]. A thorough analysis aimed to enhance the energy efficiency of large shipping vessels by optimizing the propeller boss cap with fins (PBCFs) in a cost-effective manner. After achieving an optimal PBCF design, it was integrated into a model-scale modern propeller/rudder system that initially lacked PBCFs. Operating under the designed conditions, this implementation provided an efficiency improvement of 0.728 percentage points, equivalent to a 1.043% increase over the original propeller/rudder system [26]. Designing propellers to enhance efficiency and minimize cavitation issues demands significant computational resources, especially during the initial planning stage. While the boundary element method (BEM) is commonly used at this stage due to its lower computational demands, it often brings about higher uncertainties [27]. Adjusting the propeller’s shape for better efficiency also alters its behavior in terms of cavitation, vibrations, and internal noise. Consequently, the only viable approach is to discover a balanced design specific to each ship and its particular requirements. The purpose of optimization is to find the proper propeller geometry that decreases the power required to obtain a given thrust. The use of a cross-section airfoil angle of attack as a function of blade span as a design variable strengthens the optimization process by preserving the airfoil properties from calculation at supercritical angles of attack and reducing the amount of calculations performed throughout the optimization. The development algorithm was confirmed both experimentally and numerically using the CFD approach. The study demonstrates that the improved propeller geometry outperforms commercial alternatives on the market [28]. Recently, there has been significant work on automated optimization methods for blade design support [29]. Despite promising outcomes, applying this approach in industrial settings has proven challenging due to difficulties in setting up the optimization algorithm to reach a converged solution. Given these challenges, the traditional manual design process appears more reliable and efficient than grappling with a fully automated optimization approach. A summary of the literature findings, together with authors and year published, is published in Table 1.

Table 1. Chronological presentation of the literature findings regarding ship efficiency.

Author/Authors and Year	Title	Effect on Energy Efficiency
Lee et al., 2010 [18]	Performance optimization of marine propellers	Method for improving wide chord tip (WCT) propeller efficiency by more than 2%
Blasques et al., 2010 [20]	Hydro-elastic analysis and optimization of a composite marine propeller	The design and optimization of a flexible composite marine propeller results in a 1.25% reduction in fuel consumption
Knutsson, Larsson, 2011 [25]	Large Area Propellers	Potential of propeller adjustments for efficiency enhancement
Vetma et al., 2012 [22]	Optimization of marine propellers with constant pitch	Optimizing marine propellers using Prop Scan increased ship speed, while fuel consumption decreased
Lützen, Kristensen, 2012 [12]	A Model for Prediction of Propulsion Power and Emissions: Tankers and Bulk Carriers	A new model for prediction of the propulsion power of ships
Kristensen, Lützen, 2012 [13]	Existing Design Trends for Tankers and Bulk Carriers: Design Changes for Improvement of the EEDI in the Future	Analysis showed that the design trend of bulk carriers and tankers has moved in the wrong direction from an energy-saving point of view
Vesting et al., 2013 [16]	Parameter Influence Analysis in Propeller Optimisation	Propeller optimization process
Taheri, Mazaheri, 2013 [19]	Hydrodynamic Optimization of Marine Propeller Using Gradient and Non-Gradient-based Algorithms	Optimization of marine propellers using gradient and non-gradient-based algorithms revealed a nearly 13% increase in efficiency and a nearly 15% drop in torque coefficient for the first propeller, as well as a nearly 10% increase in efficiency for the later propeller

Table 1. Cont.

Author/Authors and Year	Title	Effect on Energy Efficiency
Faitar, Novac, 2016 [8]	A new approach on the upgrade of energetic system based on green energy	Comparative analysis of the EEDI and EEOI
Ančić et al., 2018 [9]	Energy efficiency of ro-ro passenger ships with integrated power systems	Energy efficiency of ro-ro passenger ships with IPS
El Geneidy et al., 2018 [11]	Increasing energy efficiency in passenger ships by novel energy conservation measures	Increasing energy efficiency in passenger ships
Zaccone et al., 2018 [15]	Ship voyage optimization for safe and energy-efficient navigation: A dynamic programming approach	Ship voyage optimization method, aiming to select the optimal path and speed on the basis of weather forecast maps in accordance with a minimum fuel consumption
Radonja et al., 2019 [14]	Methodological approach on optimizing the speed of navigation to reduce fuel consumption and increase energy efficiency of the cruising ship	Fuel savings can be achieved by optimizing cruising speeds during travel
Litwin et al., 2019 [5]	Experimental Research on the Energy Efficiency of a Parallel Hybrid Drive for an Inland Ship	Energy efficiency improvements of a parallel hybrid drive
Roshan et al., 2020 [17]	Hull-propeller interaction for planing boats: a numerical study	Propellers have a significant impact on a vessel's performance, leading to an increase in trim angle and a decrease in resistance
He et al., 2021 [7]	Two-phase energy efficiency optimization for ships using parallel hybrid electric propulsion system	Two-phase energy efficiency optimization for ships using parallel hybrid electric propulsion system reduces energy consumption by between 2.60% and 9.86%
The maritime executive, 2021 [23]	No name	Redesigned propeller blades increase fuel efficiency by up to 22%
Ammar, Seddiek, 2021 [10]	Evaluation of the environmental and economic impacts of electric propulsion systems onboard ships: case study passenger vessel	Gas turbine electric and steam propulsion systems demonstrate higher energy efficiency compared to Diesel engines, boasting improvements of 9.3% and 27.55%
Elkafas, Shouman, 2022 [6]	A Study of the Performance of Ship Diesel-Electric Propulsion Systems From an Environmental, Energy Efficiency, and Economic Perspective	The suggested electric propulsion system reduced emission rates compared to the conventional system, showing decreases of 10% for carbon dioxide, 21% for nitrogen oxides, and 88% for sulfur dioxide emissions.
Doijode et al., 2022 [27]	A machine learning approach for propeller design and optimization	Challenges in propeller design and computational demands
Hamed, 2022 [24]	Multi-objective optimization method of trimaran hull form for resistance reduction and propeller intake flow improvement	Trimaran hull form optimization outcomes reveal a 13.3% decrease in resistance and a 7.58% enhancement in wake coefficient for the obtained hull form
Yin et al., 2023 [26]	Improve Ship Propeller Efficiency via Optimum Design of Propeller Boss Cap Fins	Optimization of propeller boss cap with fins provided an efficiency improvement of 0.728 percentage points
Gypa et al., 2023 [29]	Propeller optimization by interactive genetic algorithms and machine learning	Difficulties in blade design optimization

2. Materials and Methods

This paper aims to evaluate the impact of optimized propellers on ship vibrations and fuel consumption and explores how they can reduce the environmental impact of maritime transportation.

Concerning the previously mentioned research problem of ship propeller optimization, the following hypotheses are defined:

- Optimized propeller design reduces vibrations;
- Vibration reduction enhances propeller efficiency and decreases fuel consumption;
- Propeller optimization reduces greenhouse gas (GHG) emissions from shipping.

To confirm these hypotheses, fuel consumption and vibrations on the Ro-Ro passenger ship during sea trials will be measured before and after ship propeller optimization on the same route. This data will be compared and expected fuel savings will be correlated to the CO₂ emission reduction.

Furthermore, a SWOT analysis will compare propeller optimization efficiency to other technologies (solar and wind power applications). The process is shown in Figure 2.

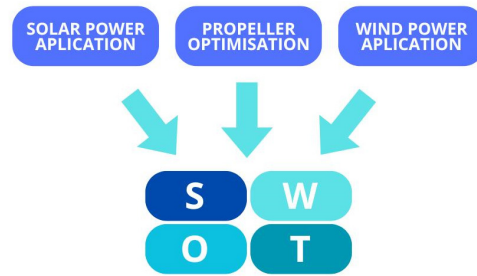


Figure 2. SWOT analysis block diagram.

3. Propeller Optimization—Case Study

The specific geometry of the propeller enhances the power transformation. The power produced is the product of the propeller thrust (T_p) and the advanced velocity (u_a). The thrust power produced by the propeller is defined as [30]:

$$P_t = T_p \times u_a \tag{1}$$

The shaft power is the product of the shaft torque and the shaft’s angular velocity. In this paper, the shaft torque is referred to as the propeller torque (Q_p) and the shaft angular velocity is referred to as the propeller angular velocity (ω). Therefore:

$$P_s = Q_p \times \omega \tag{2}$$

Efficiency is defined as the ratio of useful and produced power used throughout the process:

$$\eta = \frac{P_{produced}}{P_{consumed}} \tag{3}$$

Therefore, propeller efficiency can be defined as:

$$\eta_{prop} = \frac{P_t}{P_s} = \frac{T_p \times u_a}{Q_p \times \omega} \tag{4}$$

Propeller optimization can significantly improve efficiency by maximizing thrust while minimizing energy consumption. Vibrations in a ship’s propulsion system can cause a variety of problems, including decreased efficiency, component failure, and discomfort for passengers and crew. Typically, propeller-induced vibrations are influenced by the: angular speed of the propeller (represented as revolutions per minute—rpm), propeller blade design, and hull and shaft alignment.

To reduce vibrations and fuel consumption, the propeller design must be optimized, taking into account the ship’s operational conditions, size, and intended use. Proper propulsion system maintenance and alignment, as well as frequent cavitation checks, are critical for decreasing vibrations and improving fuel economy. Finally, the relationship between the ship propeller design, vibrations, and fuel usage is complicated and dependent on a variety of factors. These parameters can be optimized to save money, increase performance, and reduce environmental impact.

The ship’s propeller design is one of the most critical aspects affecting fuel consumption and vibrations. A well-designed propeller can significantly impact the ship’s performance. Tolerances for the fabrication of propellers in all geometric dimensions are provided by the international standard ISO 484-2:2015 [31]. This standard takes into account all propeller criteria such as pitch, diameter, chord length, rake, thickness, and blade separation. The size of various radii must be varied depending on the type of propeller manufactured according to the regulation. The ISO-484 standard has 4 classes of tolerance for propeller classes, where class III has wide tolerances, class II stands for medium accuracy, class I stands for high accuracy, and class S has very high accuracy. Pitch tolerances are shown in Table 2.

Table 2. International Standard Organization ISO-484-2 tolerances on pitch.

Pitch		Class			
		S	I	II	III
Local pitch	Pitch of one portion of one blade	±1.5%	±2%	±3%	-
Section pitch	Average pitch of one radius of one blade	±1%	±1.5%	±2%	±5%
Blade pitch	Pitch of single blade	±0.75%	±1%	±1.5%	±4%
Propeller pitch	Average pitch of all blades	±0.5%	±0.75%	±1%	±3%

3.1. Prop Scan System

Prop Scan is a sophisticated technology used in the marine industry to optimize ship propeller efficiency [32]. It is a computerized system that examines and refines propellers to improve efficiency, minimize vibrations, and improve overall ship handling. The Prop Scan system for inspecting and diagnosing propellers consists of a workstation with a propeller base and a measuring sensor, all connected to the computer. This method makes use of a specific process that analyzes propeller surfaces. A high-precision 3D scanner was employed to capture propeller geometry, along with the corresponding software, to define the propeller shape. Measurements were taken on the radius r , along the curve PQ, at any angle α , to determine the radius and the height difference (Δh) in addition to the reference plan. This measurement provided the section pitch. This value was compared to the intended value and classified into tolerance classes. The pitch per radius and per blade was calculated for each radius by multiplying the difference in height among the furthest distant measuring sites at each radius [33]:

$$P = h \times \frac{360}{\alpha} \tag{5}$$

Measurement was made on the pressure face of the blade, which involved selecting around 5 evenly distributed places between the leading and trailing edges for the initial measurement. The propeller was measured at different radii, with each radius measured as a fraction of the full radius ($R = 0.2 \times R, 0.3 \times R, 0.4 \times R, 0.5 \times R, 0.6 \times R, 0.7 \times R, 0.8 \times R, 0.9 \times R, 0.95 \times R, 0.975 \times R, 0.985 \times R$). Furthermore, the average values can be compared and a tolerance class defined [22,33].

These data were then entered into software that analyzes, simulates, and determines the most efficient design changes.

Computational fluid dynamics (CFD) methods were used to simulate and calculate fluid behavior. The numerical approach was based on Reynolds averaged Navier–Stokes equations [33].

The Prop Scan system software processed the data and displayed the propeller blade shape in a linear and bar graph. Prop Scan detects flaws or abnormalities in the propeller surfaces. Minor damages or abnormalities can have a substantial impact on a propeller’s performance, generating vibrations, lower fuel economy, and inefficient vessel handling. Prop Scan technology enables rigorous scanning and inspection, allowing professionals to identify and rectify these flaws with great precision. Following the diagnostics, some changes to the propeller, or rather a pitch correction, had to be made in accordance with the base set of the propeller blade’s new design (linear diagram). Technicians altered the propeller blades using specialized machinery based on the software’s recommendations. To obtain the appropriate standards, they manually reshaped and refined the blades. After the repairs were completed, the propeller was scanned again to ensure that the changes were made correctly. This approach ensures that the propeller satisfies the requirements and functions properly.

Figure 3 shows the Prop Scan workstation and propeller.




Figure 3. Prop Scan workstation.

3.2. Measurements and Data Collection

Propeller optimization was performed on a Ro-Ro passenger ship. Specifications such as the year when the ship was built, the length of the hull, the ship’s breadth, depth, gross tonnage, and propulsion characteristics were provided from the yacht Certificate of Registry and presented in Table 3.

Table 3. Ro-Ro passenger ship specifications.

Year built	1993
Length of hull	116.00 m
Breadth	18.90 m
Draft	5.140 m
Gross tonnage	9487
Propulsion type	Diesel engine × 2
Manufacturer	MAN, Augsburg, Germany
Model	MAN 8L
Total power	1750.00 kW × 2

During sea trials, fuel consumption and vibrations on the engine were measured. Propeller optimization was conducted by the Adriatic Propeleri company [34]. On the day of the sea trial, all working parameters were measured in two different directions in order to avoid the effect of the wind and sea current. At the beginning of the trip, the ship’s speed and fuel consumption were recorded using the ship’s instruments at the nominal number of revolutions. This was followed by a ten-minute drive against the sea current and ten minutes in the direction of the sea current in the area of the Zadar channel in order to make a comparison after the optimization process. The results before propeller optimization are presented in Tables 4 and 5.

Table 4. Ship speed and fuel consumption before propeller optimization.

Before Optimization—Class 2			
Revolutions per Minute (RPM)	380 (±1)		Measurement Error
Course	86°	266°	±1°
Speed (knots)	14.25	14.62	±0.02
Average speed in both directions (knots)	14.43		±0.05
Consumption (Lh)	876.2	906.3	±0.4
Average consumption in both directions (L/h)	891.3		±0.8

Table 5. Ship vibrations before propeller optimization.

Ro-Ro Passenger Ship Vibration Measurement at 380 min ⁻¹ (Average of Both Directions)			
Direction	X [m/s ²] (Up-Down)	Y [m/s ²] (Port-Starboard)	Z [m/s ²] (Bow-Stern)
RMS exp	0.02130	0.02402	0.03447
RMS lin	0.09295	0.07887	0.1399
Peak	0.06951	0.07820	0.2477
Peak-Peak	0.1667	0.1444	0.2320
Min	-0.09295	-0.07888	-0.1399
Max	0.07371	0.07032	0.1077
Average	-0.000434	-0.00002019	-0.002849
Vibration spectrum (maximum amplitude)			
X peak	0.1017 @ [7 Hz]		
Y peak	0.02108 @ [31 Hz]		
Z peak	0.03088 @ [7Hz]		

4. Results after Optimization of the Ship Propeller

After propeller optimization, fuel consumption and vibrations were measured. The measurements were conducted according to the same principles as before the propeller optimization, allowing for comparison of the results. The results after propeller optimization are presented in Tables 6 and 7. Vibrations before and after optimization (X, Y, Z-direction separately) are shown in Figure 4.

Table 6. Ship speed and fuel consumption after propeller optimization.

After Optimization—Class S			
Revolutions per Minute (RPM)	380 (±1)		Measurement Error
Course	185°	5°	±1°
Speed (knots)	14.71	14.54	±0.02
Average speed in both directions (knots)	14.63		±0.05
Consumption (L/h)	865.2	892.1	±0.4
Average consumption in both directions (L/h)	878.7		±0.8

Table 7. Ship vibrations after propeller optimization.

Ro-Ro Passenger Ship Vibration Measurement at 380 min ⁻¹ (Average of Both Directions)			
Direction	X [m/s ²] (Up-Down)	Y [m/s ²] (Port-Starboard)	Z [m/s ²] (Bow-Stern)
RMS exp	0.02448	0.02310	0.036866
RMS lin	0.02435	0.01968	0.1050
Peak	0.074526	0.06702	0.2000
Peak-Peak	0.1464	0.1275	0.1623
Min	-0.07188	-0.06702	-0.09495
Max	0.074526	0.06754	0.1051
Average	-0.0006371	-0.0003775	0.001191
Vibration spectrum (maximum amplitude)			
X peak	0.0211 @ [7 Hz]		
Y peak	0.01024 @ [12,5 Hz]		
Z peak	0.03296 @ [7 Hz]		

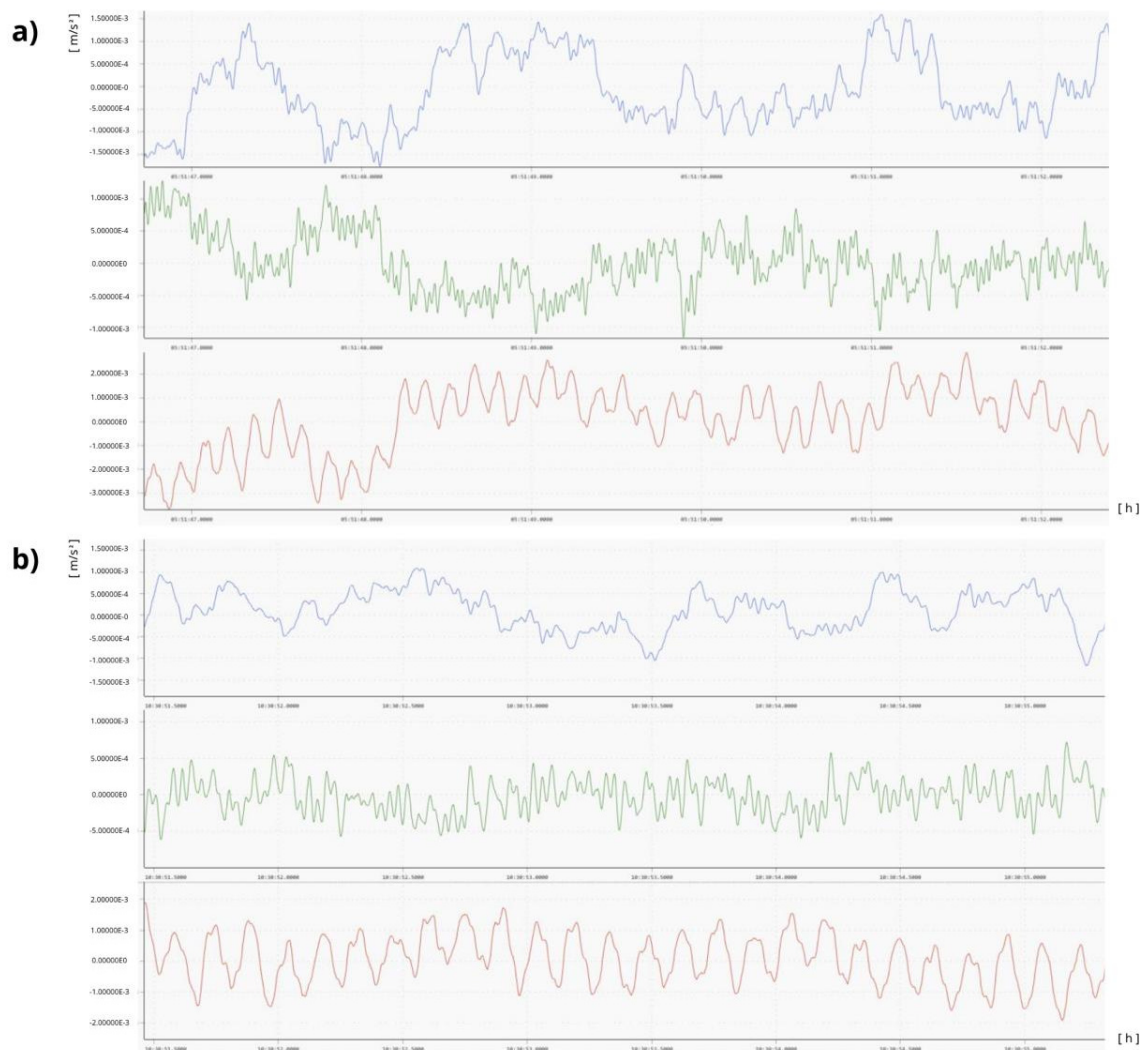


Figure 4. Vibrations before (a) and after (b) optimization (X, Y, Z-direction separately).

Comparing the results before and after propeller optimization, there was approximately a 1.41% drop in fuel consumption. Achieving a 1.41% reduction in fuel consumption through propeller optimization not only leads to cost savings but also has effects on emissions and the environment. Reduced greenhouse gas emissions are one of the most direct and immediate benefits of reduced fuel consumption. When fossil fuels are burned for propulsion, carbon dioxide (CO₂) is created, which is a key contributor to climate change. The Ro-Ro passenger ship consumes approximately 2,540,456 L of marine diesel oil (MDO) annually according to the Coastal liner shipping agency, which is the main regulatory body of the Republic of Croatia for issues of liner passenger traffic on the Adriatic. Propeller optimization results in substantial fuel savings, amounting to around 35,852.45 L per year [35]. Considering the average CO₂ emissions factor of 3.151 tons CO₂ per fuel ton for marine diesel oil (MDO) and converting the fuel savings from liters to metric tons, and taking into account the density of marine diesel oil, the Ro-Ro passenger ship's annual fuel savings contribute to a reduction of approximately 96,098.26 tons of CO₂ emissions [36].

Aside from CO₂ reduction, propeller optimization can aid in the reduction of particulate matter and nitrogen oxide emissions. Many countries have rigorous regulations in place to limit transportation emissions. A 1.41% reduction in fuel consumption achieved by propeller optimization can assist firms in meeting and exceeding these legal criteria, avoiding penalties and exhibiting environmental responsibility.

The cost of propeller optimization varies depending on different parameters such as the size and type of vessel, the existing status of the propeller, and the level of customization necessary. Overall, the cost of propeller optimization can fluctuate based on individual requirements and constraints of the optimization project. Fuel savings, improved performance, and environmental benefits are all advantages of optimization. Vessels with optimized propeller systems may obtain a competitive advantage in the market by offering lower operating costs, superior performance, and enhanced environmental credentials. Propeller optimization is a long-term investment that can yield benefits throughout the vessel's lifecycle. Assessing the long-term economic feasibility of optimization techniques requires considering factors such as future fuel price predictions, technological advancements, and increasing regulatory requirements.

The propeller optimization result of a 1.41% decrease in fuel consumption falls within a comparable range to the other discussed techniques. For instance, the optimization of the flexible composite marine propeller resulted in a 1.25% reduction in fuel consumption, while the optimization of the propeller boss cap led to a 0.728 percentage point increase in efficiency. Similarly, optimizing marine propellers using algorithms can yield significant efficiency gains of approximately 13% in certain conditions, contributing distinctly to improving propeller performance and fuel efficiency in the marine industry, with vessel type and operational conditions determining its effectiveness.

Furthermore, such optimization efforts help to achieve the industry's sustainability goals by lowering greenhouse gas emissions and minimizing its environmental impact. Propeller optimization not only saves fuel but also enhances vessel performance, reliability, and market competitiveness. It enables maritime businesses to operate more efficiently and maintain competitiveness in a global market where fuel prices and environmental concerns hold high importance for the industry.

To compare results among ships of different sizes and demonstrate the efficiency of Prop Scan technology propeller optimization, a study on propeller optimization on an 18.34 m long fishing ship was reviewed. After optimizing the propeller from class II to class S, the fishing ship consumed 15.66% more fuel for the same number of diesel engine revolutions. Additionally, preoptimization vibrations were significantly reduced. This fishing ship has reached the same speed with fewer diesel engine revolutions.

Potential limits of propeller optimization include challenges in obtaining approvals for ship retrofitting, as upgrading existing vessels may need regulatory approval. Obtaining these permits can be a lengthy process involving compliance with environmental, safety, and classification society requirements. The effectiveness of propeller optimization depends on the vessel type, size, and speed and the propeller condition. While propeller optimization can lead to significant fuel savings and performance advantages for some vessels, others may not experience such substantial results. Additionally, inaccurate or inadequate data might undermine the effectiveness of optimization attempts, resulting in unsatisfactory outcomes. While propeller optimization contributes to fuel saving and emission reduction, its environmental impact may be lower compared to renewable energy sources such as wind, solar, or hydrogen propulsion.

5. Comparing Photovoltaic Panels Application, Wind Application, and Propeller Optimization

The aim of propeller optimization is to increase efficiency, consequently reducing fuel consumption. A 1.41% reduction in fuel consumption is noteworthy and directly translates into lower CO₂ emissions. This is consistent with worldwide efforts to reduce greenhouse gas emissions and to combat climate change. Furthermore, the effects of optimization extend beyond CO₂ reduction; it can also aid in diminishing particulate matter and nitrogen oxide emissions, thus enhancing environmental sustainability. Propeller optimization has various strengths, including the potential for increased ship efficiency and environmental benefits from lower emissions. The capacity to customize designs for specific ships is another benefit. However, weaknesses such as optimization costs, process complexity, and

potential integration issues may prevent wider implementation. Opportunities arise from the increasing demand for environmentally friendly transportation solutions and potential legislative incentives promoting the integration of solar applications with maritime fleets. Threats include the need to handle technical uncertainty and reluctance to change within the maritime industry.

Solar power installation, on the other hand, provides a renewable energy source that does not rely on fossil fuels. Utilizing solar energy on ships is widely recognized as a viable approach to reducing greenhouse gas emissions and advancing marine sustainability. Comparing the CO₂ reduction achieved through the optimization of ship propellers with the CO₂ reduction achieved through the implementation of solar applications, the solar application results in a substantially higher reduction compared to the optimization of fuel consumption alone. For instance, propeller optimization on Ro-Ro passenger ships results in an annual fuel saving equivalent to approximately 96,098.26 kg of CO₂ emissions, whereas the implementation of solar applications on the same ships leads to a reduction of 513,530 kg of CO₂ emissions per year [37]. Both propeller optimization and solar power usage on ships contribute to environmental aims. Solar power minimizes reliance on traditional fuel sources, resulting in cleaner mobility. Both technologies enable customization. Solar applications can be tailored to a ship's energy requirements and available space. The growing market demand for sustainable and energy-efficient maritime technologies presents a common opportunity for both solar energy application and propeller optimization. Propeller optimization aims to improve the efficiency of traditional propulsion systems, whereas solar power applications use photovoltaic panels to directly harness energy from the sun. Both technologies face integration issues but they are fundamentally different. Propeller optimization may include changes to current propulsion systems but solar power applications must take into account space restriction. Solar power applications are weather dependent since energy generation depends on sunlight availability. Propeller optimization, on the other hand, requires less reliance on external weather conditions once accomplished.

Wind-powered ships use innovative sail technologies, providing a greener alternative by considerably reducing dependency on traditional fossil fuels. By harnessing the force of the wind, they aim to reduce carbon emissions. Although the unpredictability of the wind poses challenges, ongoing advancements in sail designs and navigation systems are steadily enhancing their efficiency, thus establishing more effective marine transportation. The study investigating the carbon footprint (CF) of Croatia's Ro-Ro passenger fleet in the Adriatic Sea revealed that 27 Ro-Ro ships emit approximately 29,000 tons of CO₂ per year [38]. The investigation separates two lines that contribute much more to overall emissions. Through the utilization of a wind density map on the specific routes and the installation of appropriate wind turbines on Ro-Ro ships, tailpipe emissions could be reduced by approximately 24.3 kg CO₂/h, or 213 tons, annually, resulting in a CF reduction of around 17%. However, on the other route, where the mean annual wind power density is substantially lower, the reduction in CF is less than 3.2%, making it unsuitable for this route. Wind energy usage on ships, like solar power, includes using a renewable source for ship propulsion. Wind-assisted technology can considerably improve fuel efficiency by using wind power to supplement existing propulsion systems. Wind energy usage, like solar energy usage and propeller optimization, allows for modification to accommodate a variety of ship types and sizes. However, barriers to wider use include high initial investment costs, required changes to ship design for effective wind collection, and limited wind conditions. Table 8 illustrates the SWOT analysis of propeller optimization, wind power application, and solar power application.

Table 8. SWOT analysis for propeller–wind–solar propulsion.

	Solar Power Application	Wind Power Application	Propeller Optimization on Ships
S T R E N G T H S	- Renewable energy source	- Renewable energy source	- Retrofitting ships
	- Long lifespan	- Zero greenhouse gas emissions during operation	- Improves fuel efficiency and lowers greenhouse gas emissions
	- Low operational costs once installed	- Potential to save considerable amounts of fuel and reduce emissions	- Reduces vibrations
	- Other applications besides ship propulsion	- Reduced dependence on fossil fuels	- Can be used with hull optimization to obtain overall performance advantages
	- Potential for combination with energy storage systems to provide continuous power supply	- Can be combined with other renewable energy sources	- Promotes compliance with international emission and environmental requirements
	- Reduced dependence on fossil fuels	- Can be linked into current ship systems without requiring significant modifications	
W E A K N E S E S	- Energy generation dependent on weather conditions and availability of sunlight	- Weather conditions dependence	- Difficulties in obtaining permits and approvals for retrofit projects
	- Lower efficiency in high-latitude places with less sunlight	- Space requirements may limit cargo capacity and deck space	- Possible rise in maintenance expenditures
	- Initial installation expenses	- Temperatures can reduce efficiency	- Efficiency benefits may vary based on the vessel type and operating conditions
	- Energy storage capacity is limited	- Noise and vibrations	- Requires knowing the present state of propeller
	- Exposure to shading from onboard structures and equipment	- Applicability is limited to specific ship types	- Lower emission reduction than renewable energy sources
	- Decrease in solar panel efficiency over time	- High initial investment	
O P P O R T U N I T I E S	- Difficulties in integrating solar power into current ship systems and layouts	- Concerns about birds colliding with turbine blades	
	- Technological advances in solar panel efficiency and energy storage	- Continued improvement of turbine design and efficiency	- Market demand for environmentally friendly shipping options
	- Integration of various renewable energy sources into hybrid systems	- Collaboration with maritime sector to install wind propulsion technologies	- Improving the availability of data analytics and optimization tools for propeller design
	- Increased energy security and resilience to fuel price volatility	- Continuous innovation in materials and production methods to reduce costs	- Opportunities for collaboration with shipyards on integrated ship design and optimization
	- Potential from excess energy exported to the grid	- Opportunities for job generation in the renewable energy sector	
	- Developing energy storage technology in ports	- Integration of various renewable energy sources into hybrid systems	
T H R E A T S	- Impacts of climate change and weather dependence	- Limited global wind patterns	- Resistance from shipowners and operators to adopt new technologies
	- Policy uncertainty and regulatory obstacles	- Technological limitations in wind propulsion	- Rapidly evolving regulatory landscape affecting compliance requirements
	- Risk of panel damages	- Competition with other renewable energy sources	- Competition with other efficiency optimization solutions
	- Sensitivity to contamination		
	- Reduced government incentives		
	- Competition with other renewable energy sources		
	- Supply chain vulnerabilities		

6. Conclusions

Propeller optimization aims to improve the efficiency of existing systems on ships, resulting in lower fuel consumption and emissions. This paper presents a case study on the propeller optimization of Ro-Ro passenger ships. This research examined data from sea trials conducted both before and after propeller optimization to provide insights into ship vibrations and fuel consumption. The propeller optimization, resulting in a transition from Class 2 to Class S in ISO 484-2:2015 standard, led to a 1.41% reduction in fuel consumption, achieving the dual goal of enhancing fuel efficiency and reducing the vessel’s environmental impact. Furthermore, the results of this case study align with regulatory and policy frameworks governing maritime operations, underscoring its significance in meeting environmental standards. The demonstrated efficacy of propeller modification in decreasing CO₂ emissions is consistent with the primary goals of international agreements such as the International Maritime Organization’s (IMO) greenhouse gas emission regulations for ships.

Propeller optimization is one of several methods that show promise for developing sustainable practices in the maritime industry. Combining solar power application, wind power application, and propeller optimization holds the potential to yield even more significant outcomes. Previous research on the implementation of photovoltaic (PV) systems on Ro-Ro ships and a high-speed vessel revealed that renewable energy sources could reduce CO₂ emissions from 513.53 to 1324.85 t/year and NOX emissions by 9.15 to 23.6 t/year. The carbon footprint can be reduced between 3.2% and 17% by installing suitable wind turbines on ro-ro ships depending on the route.

Future research will explore the effects of various parameters contributing to optimal energy resources management, aiming to reduce the emission of harmful gases and enhance energy efficiency. The primary scientific contribution will involve determining the optimal number of vessels retrofitted with renewable energy sources to enhance energy efficiency. Furthermore, we will identify parameters that affect energy efficiency and emissions of harmful gases in the surrounding area and develop an optimization algorithm that determines the acceptable number of renewable resources, minimizing gas emissions and fostering optimal energy efficiency management.

Author Contributions: Conceptualization, B.B.B., M.K. and Z.J.; methodology, B.B.B. and M.K.; validation, B.B.B., M.K. and Z.J.; formal analysis, B.B.B. and M.K.; investigation, B.B.B.; writing—original draft preparation, B.B.B. and M.K.; visualization, B.B.B., M.K. and Z.J. All authors have read and agreed to the published version of the manuscript.

Funding: This research received no external funding.

Institutional Review Board Statement: Not applicable.

Informed Consent Statement: Not applicable.

Data Availability Statement: Data are contained within the article.

Acknowledgments: We thank the company Adriatic Propeleri d.o.o. for their help and assistance throughout writing the manuscript.

Conflicts of Interest: The authors declare no conflicts of interest.

References

1. Shipping Fleet Statistics: 2022 | Hellenic Shipping News Worldwide. Available online: <https://www.hellenicshippingnews.com/shipping-fleet-statistics-2022/> (accessed on 5 September 2023).
2. 2023 IMO Strategy on Reduction of GHG Emissions from Ships. Available online: <https://www.imo.org/en/OurWork/Environment/Pages/2023-IMO-Strategy-on-Reduction-of-GHG-Emissions-from-Ships.aspx> (accessed on 5 September 2023).
3. EEDI—Rational, Safe and Effective. Available online: <https://www.imo.org/fr/MediaCentre/HotTopics/Pages/EEDI.aspx> (accessed on 5 September 2023).
4. Improving the Energy Efficiency of Ships. Available online: <https://www.imo.org/en/OurWork/Environment/Pages/Improving%20the%20energy%20efficiency%20of%20ships.aspx> (accessed on 5 September 2023).
5. Litwin, W.; Lesniewski, W.; Piatek, D.; Niklas, K. Experimental Research on the Energy Efficiency of a Parallel Hybrid Drive for an Inland Ship. *Energies* **2019**, *12*, 1675. [[CrossRef](#)]
6. Elkafas, A.G.; Shouman, M.R. A Study of the Performance of Ship Diesel-Electric Propulsion Systems From an Environmental, Energy Efficiency, and Economic Perspective. *Mar. Technol. Soc. J.* **2022**, *56*, 52–58. [[CrossRef](#)]
7. He, Y.; Fan, A.; Wang, Z.; Liu, Y.; Mao, W. Two-phase energy efficiency optimisation for ships using parallel hybrid electric propulsion system. *Ocean Eng.* **2022**, *238*, 109733. [[CrossRef](#)]
8. Fatar, C.; Novac, I. A new approach on the upgrade of energetic system based on green energy. A complex comparative analysis of the EEDI and EEOI. In *IOP Conference Series: Materials Science and Engineering*; IOP Publishing: Bristol, UK, 2016. [[CrossRef](#)]
9. Ančić, I.; Vladimir, N.; Luttenberger, L.R. Energy efficiency of ro-ro passenger ships with integrated power systems. *Ocean Eng.* **2018**, *166*, 350–357. [[CrossRef](#)]
10. Ammar, N.R.; Seddiek, I.S. Evaluation of the environmental and economic impacts of electric propulsion systems onboard ships: Case study passenger vessel. *Environ. Sci. Pollut. Res.* **2021**, *28*, 37851–37866. [[CrossRef](#)]
11. El Geneidy, R.; Otto, K.; Ahtila, P.; Kujala, P.; Sillanpää, K.; Mäki-Jouppila, T. Increasing energy efficiency in passenger ships by novel energy conservation measures. *J. Mar. Eng. Technol.* **2018**, *17*, 85–98. [[CrossRef](#)]
12. Lützen, M.; Kristensen, H. A Model for Prediction of Propulsion Power and Emissions: Tankers and Bulk Carriers. In *Proceedings of the World Maritime Technology Conference, St-Petersburg, Russia, 29 May–1 June 2012*.

13. Kristensen, H.; Lützen, M. Existing Design Trends for Tankers and Bulk Carriers: Design Changes for Improvement of the EEDI in the Future. In Proceedings of the IMDC2012, Galsgow, UK, 11–14 June 2012.
14. Radonja, R.; Pelić, V.; Pavić, D.; Glujić, D. Methodological approach on optimizing the speed of navigation to reduce fuel consumption and increase energy efficiency of the cruising ship. *Sci. J. Marit. Res.* **2019**, *33*, 222–231. [[CrossRef](#)]
15. Zaccone, R.; Ottaviani, E.; Figari, M.; Altosole, M. Ship voyage optimization for safe and energy-efficient navigation: A dynamic programming approach. *Ocean Eng.* **2018**, *153*, 215–224. [[CrossRef](#)]
16. Vesting, F.; Johansson, R.; Bensow, R.E. Parameter Influence Analysis in Propeller Optimisation. In Proceedings of the Third International Symposium on Marine Propulsors, Launceston, Australia, 5–8 May 2013.
17. Roshan, F.; Dashtimanesh, A.; Tavakoli, S.; Niazmand, R.; Abyn, H. Hull–propeller interaction for planing boats: A numerical study. *Ships Offshore Struct.* **2020**, *16*, 955–967. [[CrossRef](#)]
18. Lee, C.S.; Choi, Y.D.; Ahn, B.K.; Jang, H.G.; Shin, M.S. Performance optimization of marine propellers. *Int. J. Nav. Archit. Ocean Eng.* **2010**, *2*, 211–216. [[CrossRef](#)]
19. Taheri, R.; Mazaheri, K. Hydrodynamic Optimization of Marine Propeller Using Gradient and Non-Gradient-based Algorithms. *Acta Polytech. Hung.* **2013**, *10*, 221–237. [[CrossRef](#)]
20. Blasques, J.P.; Berggreen, C.; Andersen, P. Hydro-elastic analysis and optimization of a composite marine propeller. *Mar. Struct.* **2010**, *23*, 22–38. [[CrossRef](#)]
21. Lin, J.F.; Zhao, D.G.; Guo, C.Y.; Su, Y.M.; Zhong, X.H. Comprehensive test system for ship-model resistance and propulsion performance in actual seas. *Ocean Eng.* **2020**, *197*, 106915. [[CrossRef](#)]
22. Vetma, V.; Kulenović, Z.; Antonić, R.; Tomas, V. Optimiziranje broskog vijaka s konstantnim usponom 1 optimization of marine propellers with constant pitch 2 sažetak. Pomorstvo. *Sci. J. Marit. Res.* **2012**, *26*, 375–396.
23. Redesigned Propeller Blades Increase Fuel Efficiency up to 22%. Available online: <https://maritime-executive.com/article/redesigned-propeller-blades-increase-fuel-efficiency-up-to-22> (accessed on 20 November 2023).
24. Hamed, A. Multi-objective optimization method of trimaran hull form for resistance reduction and propeller intake flow improvement. *Ocean Eng.* **2022**, *244*, 110352. [[CrossRef](#)]
25. Knutsson, D.; Larsson, L. Large Area Propellers. Ph.D. Thesis, Chalmers University of Technology, Gothenburg, Sweden, 2011.
26. Yin, C.; Rosenvinge, C.K.; Sandland, M.P.; Ehlers, A.; Shin, K.W. Improve Ship Propeller Efficiency via Optimum Design of Propeller Boss Cap Fins. *Energies* **2023**, *16*, 1247. [[CrossRef](#)]
27. Doijode, P.S.; Hickel, S.; van Terwisga, T.; Visser, K. A machine learning approach for propeller design and optimization: Part I. *Appl. Ocean Res.* **2022**, *124*, 103178. [[CrossRef](#)]
28. Sedelnikov, A.; Kurkin, E.; Quijada-Pioquinto, J.G.; Lukyanov, O.; Nazarov, D.; Chertykovtseva, V.; Kurkina, E.; Hoang, V.H. Algorithm for Propeller Optimization Based on Differential Evolution. *Computation* **2024**, *12*, 52. [[CrossRef](#)]
29. Gypa, I.; Jansson, M.; Wolff, K.; Bensow, R. Propeller optimization by interactive genetic algorithms and machine learning. *Ship Technol. Res.* **2023**, *70*, 56–71. [[CrossRef](#)]
30. Triantafyllou, M.; Hover, S. *Maneuvering and Control of Marine Vehicles*; Department of Ocean Engineering, Massachusetts Institute of Technology: Cambridge, MA, USA, 2003.
31. ISO 484-2:2015; Shipbuilding—Ship screw propellers—Manufacturing tolerances—Part 2: Propellers of diameter between 0.80 and 2.50 m inclusive. ISO: Geneva, Switzerland, 2015. Available online: <https://www.iso.org/standard/68084.html> (accessed on 5 September 2023).
32. Prop Scan—General Propeller. Available online: <https://www.generalpropeller.com/prop-scan> (accessed on 19 April 2024).
33. Vobner, J. Vpliv Tolerančnih Razredov na Zmogljivost Ladijskega Vijaka: Diplomsko Delo. 2021. Available online: <https://dk.um.si/IzpisGradiva.php?id=79810> (accessed on 9 May 2024).
34. Adriatic Propeleri | Popravak, Modifikacija i Optimizacija Svih Vrsta Propelera. Available online: <https://adriaprop.hr/> (accessed on 8 December 2023).
35. Agencija. Available online: <https://agencija-zolpp.hr/agencija/> (accessed on 19 April 2024).
36. International Maritime Organization. Guidelines on the Method of Calculation of the Attained Energy Efficiency Design Index (EEDI) for New Ships. Available online: [https://wwwcdn.imo.org/localresources/en/KnowledgeCentre/IndexofIMOResolutions/MEPCDocuments/MEPC.364\(79\).pdf](https://wwwcdn.imo.org/localresources/en/KnowledgeCentre/IndexofIMOResolutions/MEPCDocuments/MEPC.364(79).pdf) (accessed on 19 April 2024).
37. Bašić, B.B.; Krčum, M.; Gudelj, A. Adaptation of Existing Vessels in Accordance with Decarbonization Requirements—Case Study—Mediterranean Port. *J. Mar. Sci. Eng.* **2023**, *11*, 1633. [[CrossRef](#)]
38. Ančić, I.; Perčić, M.; Vladimir, N. Alternative power options to reduce carbon footprint of ro-ro passenger fleet: A case study of Croatia. *J. Clean. Prod.* **2020**, *271*, 122638. [[CrossRef](#)]

Disclaimer/Publisher’s Note: The statements, opinions and data contained in all publications are solely those of the individual author(s) and contributor(s) and not of MDPI and/or the editor(s). MDPI and/or the editor(s) disclaim responsibility for any injury to people or property resulting from any ideas, methods, instructions or products referred to in the content.