

Supplementary Materials

New Approach to Synthesizing Cathode PtCo/C Catalysts for Low-Temperature Fuel Cells

Sergey Belenov ^{1,2,*}, Dmitriy Mauer ^{1,2}, Elizabeth Moguchikh ^{1,2}, Anna Gavrilova ¹, Alina Nevelskaya ^{1,3}, Egor Beskopylny ^{1,2}, Ilya Pankov ⁴, Aleksey Nikulin ³, Anastasia Alekseenko ^{1,2}

¹ Faculty of Chemistry, Southern Federal University, 7 Zorge St., Rostov-on-Don 344090, Russia; dima333000@yandex.ru (D.M.); liza.moguchix@mail.ru (E.M.); agavrilo@sfedu.ru (A.G.); alya.nevelskaya@mail.ru (AN); gosha200225@yandex.ru (E.B.); an-an-alekseenko@yandex.ru (A.A.)

² Prometheus R&D LLC, 4G/36 Zhmaylova St., Rostov-on-Don 344091, Russia

³ Federal Research Center "The Southern Scientific Center of the Russian Academy of Sciences" (SSC RAS), Federal State Budgetary Institution of Science, 41 Chekhova St., Rostov-on-Don 344006, Russia; ynikulin@sfedu.ru

⁴ Research Institute of Physical Organic Chemistry, Southern Federal University, 194/2 Stachki St., Rostov-on-Don 344090, Russia; ipankov@sfedu.ru

* Correspondence: sbelenov@sfedu.ru or serg1986chem@mail.ru

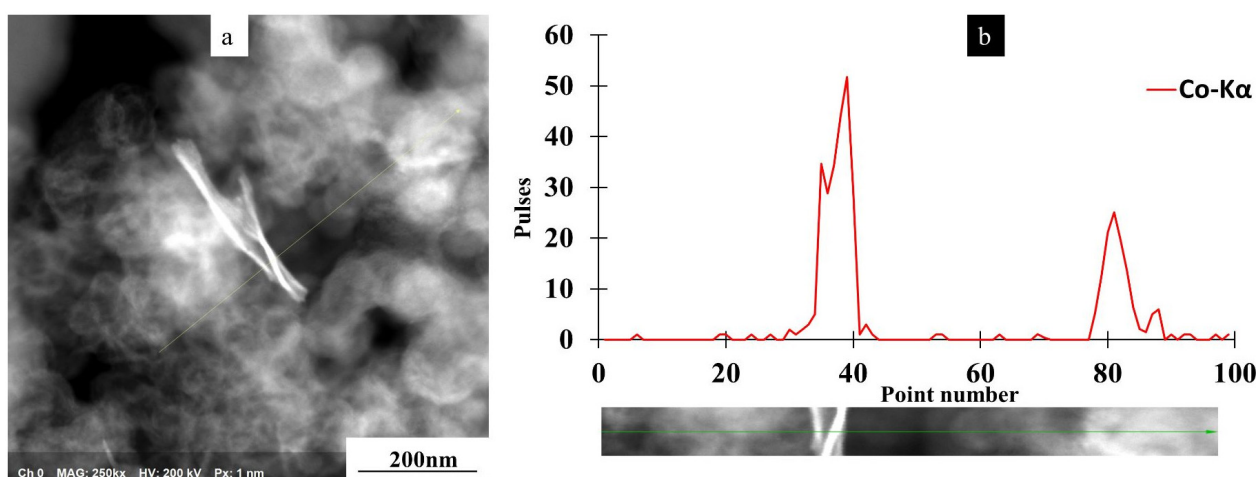


Figure S1. Line scanning for the ST-1 material.




Figure S2. Element mapping of a separate section of the ST-1 material surface.

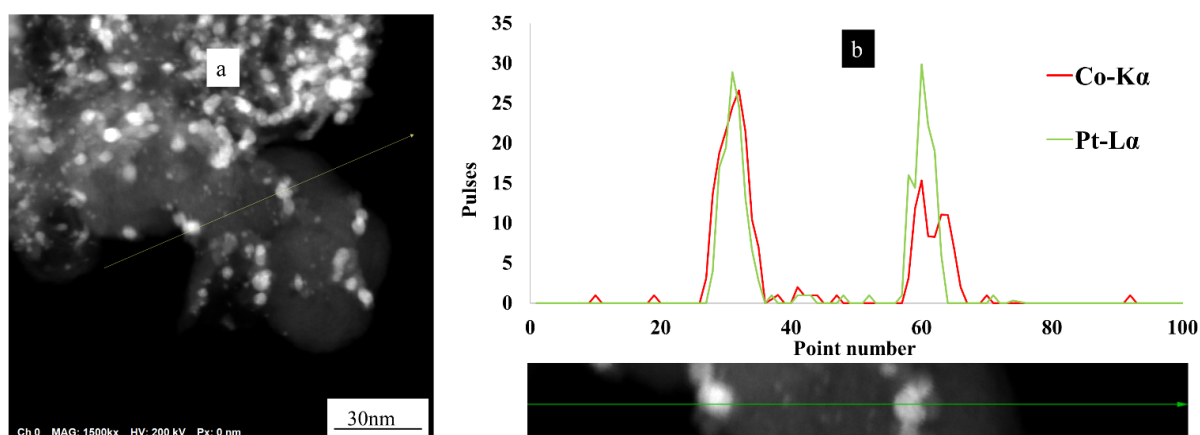


Figure S3. Line scanning for the ST-2 material.

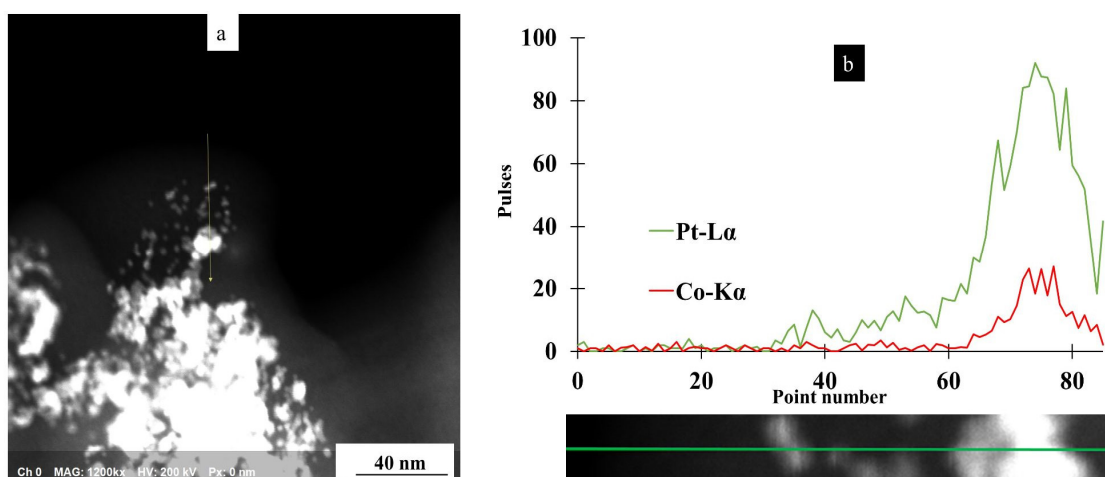


Figure S4. Line scanning for the ST-3 material.

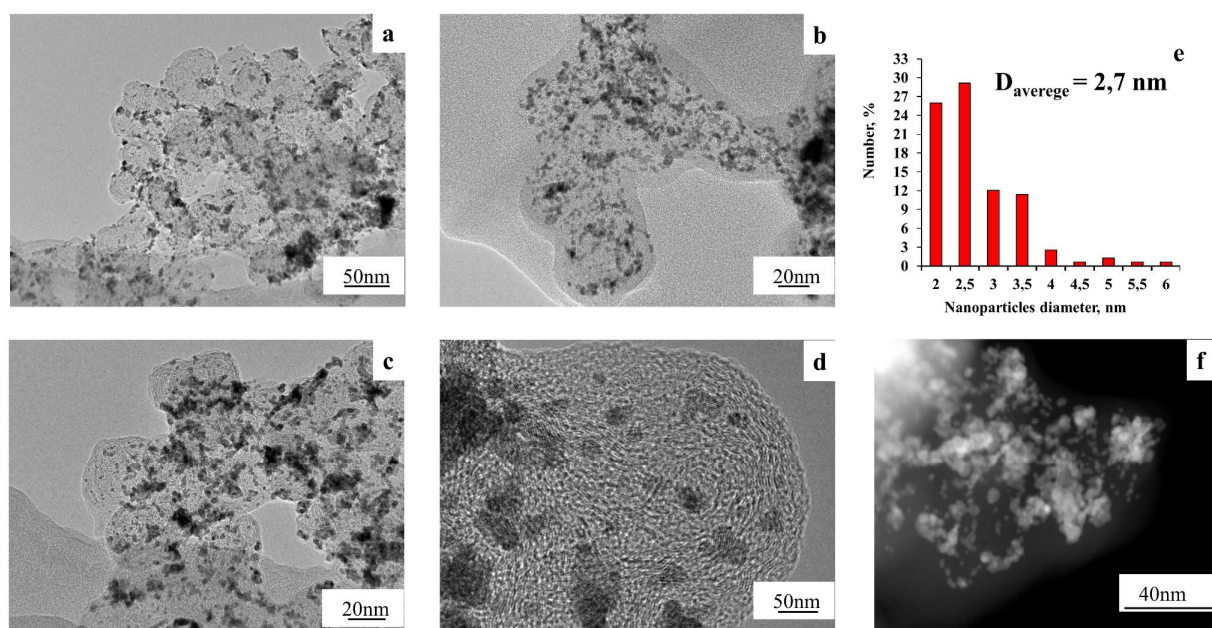


Figure S5. TEM micrographs and histograms of the PtCo NPs size distribution for the PtCo/C ST-3(AT) material.

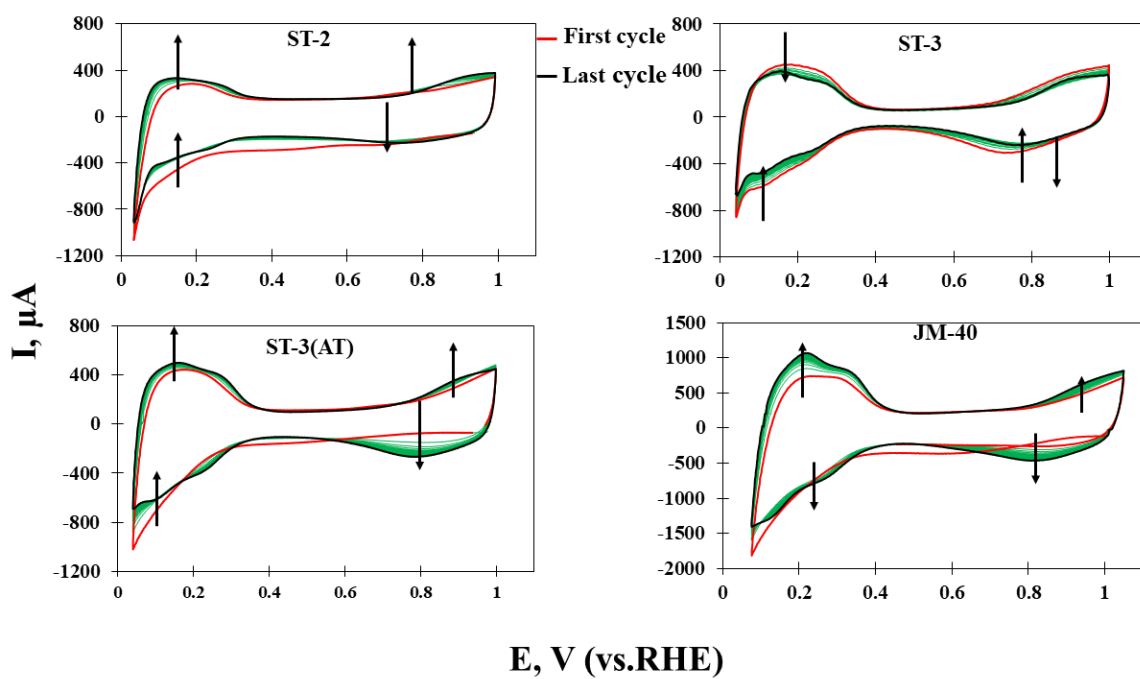


Figure S6. Cyclic voltammograms (100 cycles) for the PtCo/C catalysts ST-2, ST-3, ST-3(AT) and the Pt/C catalyst JM40. Electrolyte 1 M HClO_4 , Ar atmosphere. The potential scanning rate is 20 mV/s.

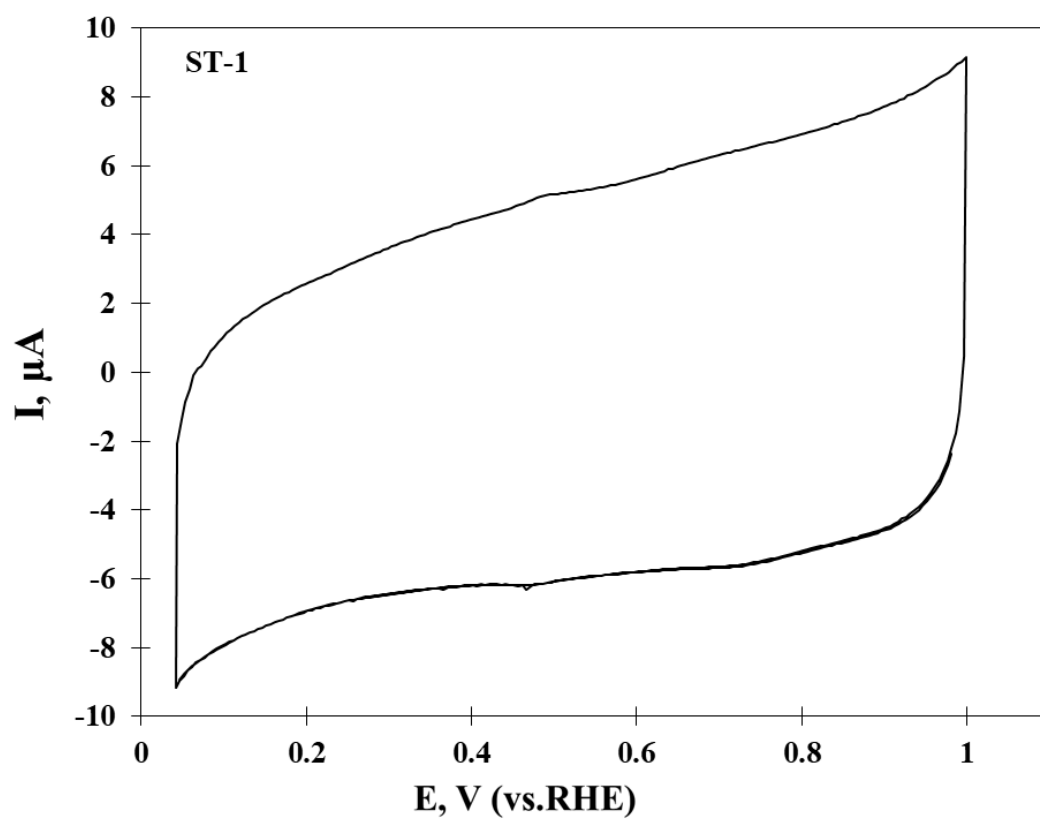


Figure S7. (a) Cyclic voltammograms (2nd cycle) for the Co_xO_y/C ST-1 material. Electrolyte 1 M HClO₄, Ar atmosphere. The potential scanning rate is 20 mV/s.