

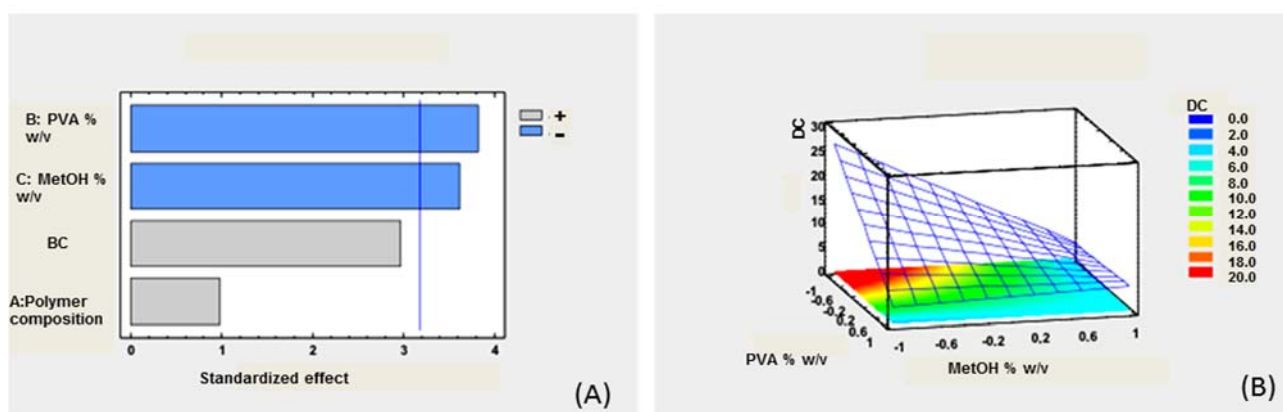
# Gentamicin Sulfate PEG-PLGA/PLGA-H Nanoparticles: Screening Design and Antimicrobial Effect Evaluation toward Clinic Bacterial Isolates

Rossella Dorati <sup>1</sup>, Antonella DeTrizio <sup>1</sup>, Melissa Spalla <sup>2</sup>, Roberta Migliavacca <sup>2</sup>, Laura Pagani <sup>2</sup>, Silvia Pisani <sup>1</sup>, Enrica Chiesa <sup>1</sup>, Bice Conti <sup>1,\*</sup>, Tiziana Modena <sup>1</sup> and Ida Genta <sup>1</sup>

<sup>1</sup> Department of Drug Sciences, University of Pavia, Pavia 27100, Italy; rossella.dorati@unipv.it (R.D.); antonella.detrizio01@universitadipavia.it (A.DT.); silvia.pisani01@universitadipavia.it (S.P.); enrica.chiesa01@gmail.com (E.C.); tiziana.modena@unipv.it (T.M.); Ida.genta@unipv.it (I.G.)

<sup>2</sup> Department of Clinical-Surgical, Diagnostic and Pediatric Sciences, Unit of Microbiology and Clinical Microbiology, University of Pavia, Pavia 27100, Italy; melissa.spalla@unipv.it (M.S.); roberta.migliavacca@unipv.it (R.M.); laura.pagani@unipv.it (L.P.)

\* Correspondence: bice.conti@unipv.it; Tel.: +39-0382-987-378; Fax: +39-0382-422-975



**Figure S1.** DoE analysis of a full factorial design: Pareto chart and Estimated Response Surface for DC: (A) standardized Pareto chart for DC; (B) estimated response surface.

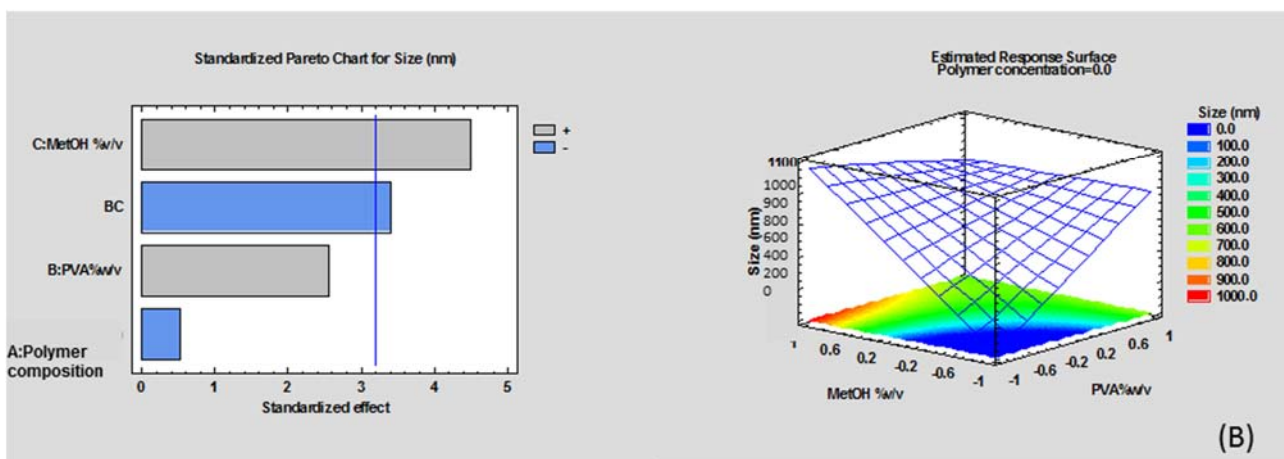
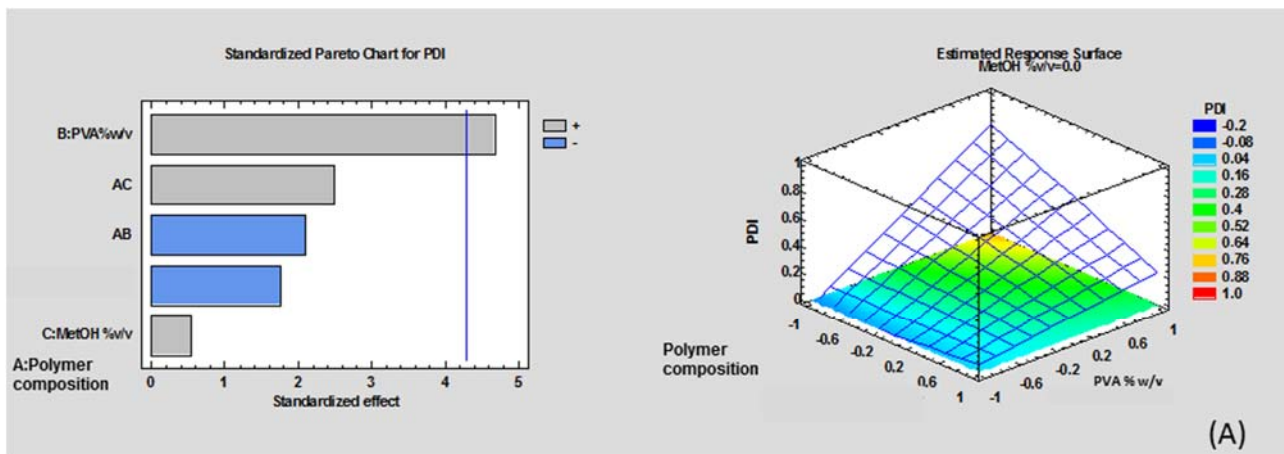


Figure S2. DoE analysis of a full factorial design: (A) standardized pareto chart for and estimanted response surface for PDI; (B) standardized pareto chart for and estimanted response surface for size (nm)