

## Supporting Information

# One-Step Synthesis Heterostructured $g\text{-C}_3\text{N}_4/\text{TiO}_2$ Composite for Rapid Degradation of Pollutants in Utilizing Visible Light




Figure S1. SEM images of (a)  $g\text{-C}_3\text{N}_4$ , (b)  $\text{TiO}_2$  nanofibers, (c,d) CNT6 composite.

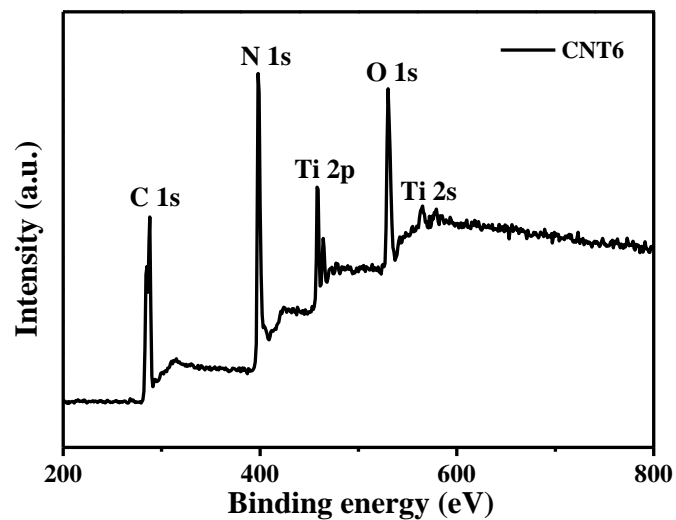


Figure S2. XPS survey spectra of CNT6.

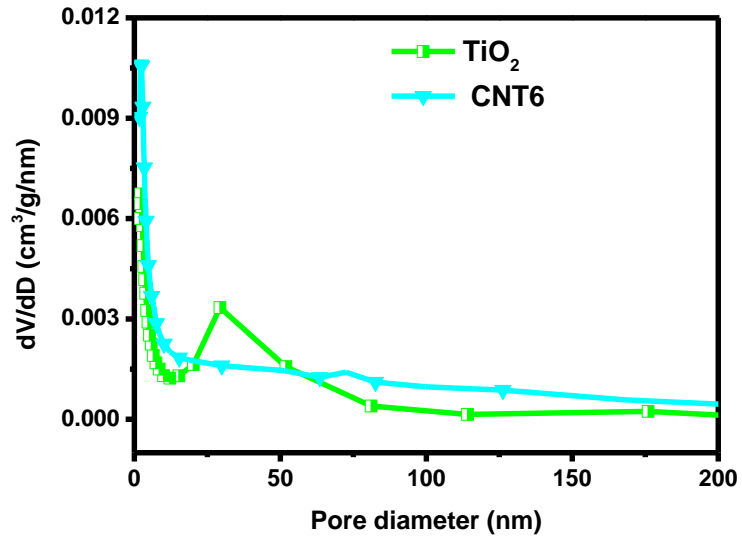


Figure S3. The pore size distribution of TiO<sub>2</sub> nanofibers and CNT6 composite.



Figure S4. Optical images of different products: (a) bare TiO<sub>2</sub> nanofibers, (b) g-C<sub>3</sub>N<sub>4</sub>, (c) CNT2, (d) CNT4, (e) CNT6, and (f) CNT7.

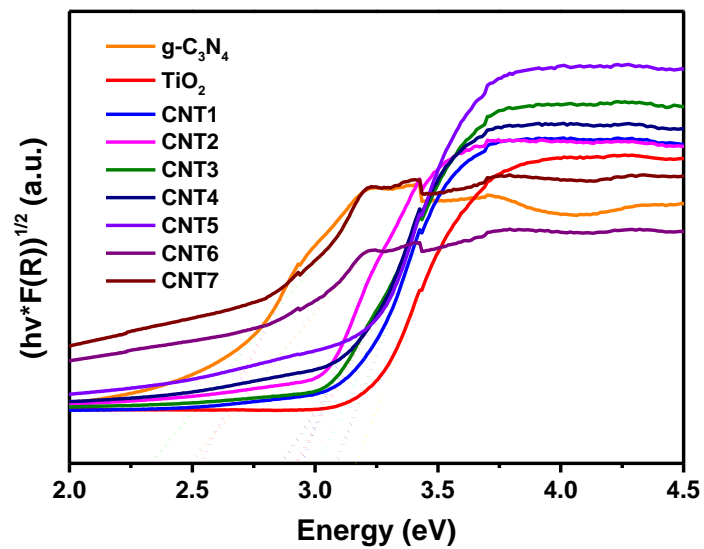


Figure S5. The curves of  $(hv^3F(R))^{1/2}$  versus  $h\nu$  originated from the diffuse reflectance spectra.

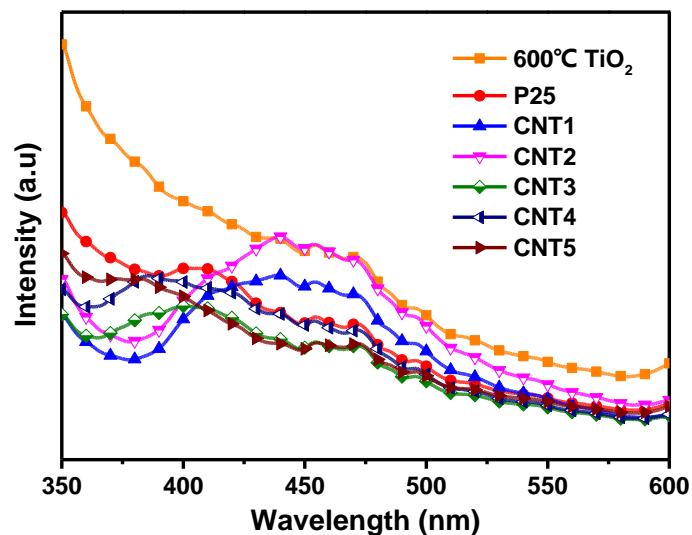


Figure S6. PL spectra of commercial  $\text{TiO}_2$ , P25 and the enlarged view of partial curves in Figure 6.

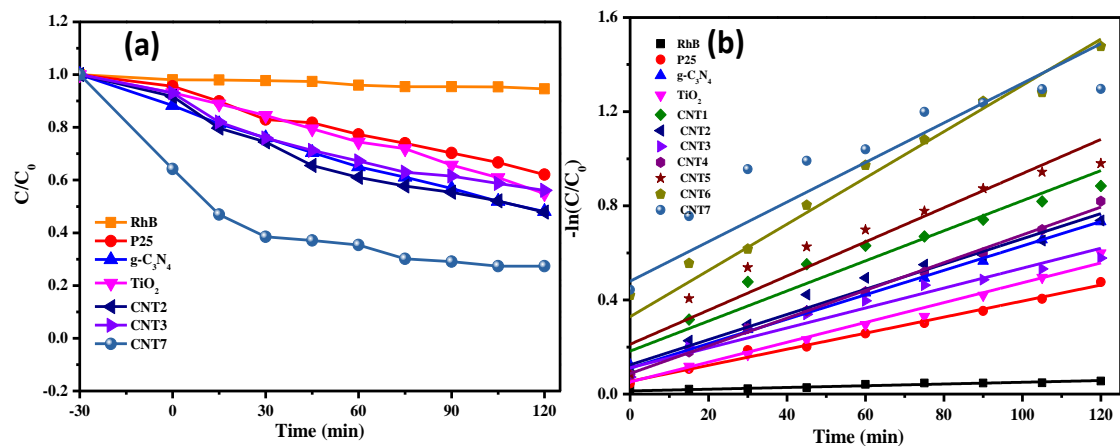


Figure S7. (a) Photocatalytic degradation RhB curves under visible light irradiation over different samples, (b) kinetic curves of degradation RhB over different as-prepared photocatalysts.