

Optimization of Malachite Green Removal from Water by TiO₂ Nanoparticles under UV Irradiation

Yongmei Ma¹, Maofei Ni^{1,2}, Siyue Li^{1*}




Figure S1. SEM and TEM images of TiO₂ particles.

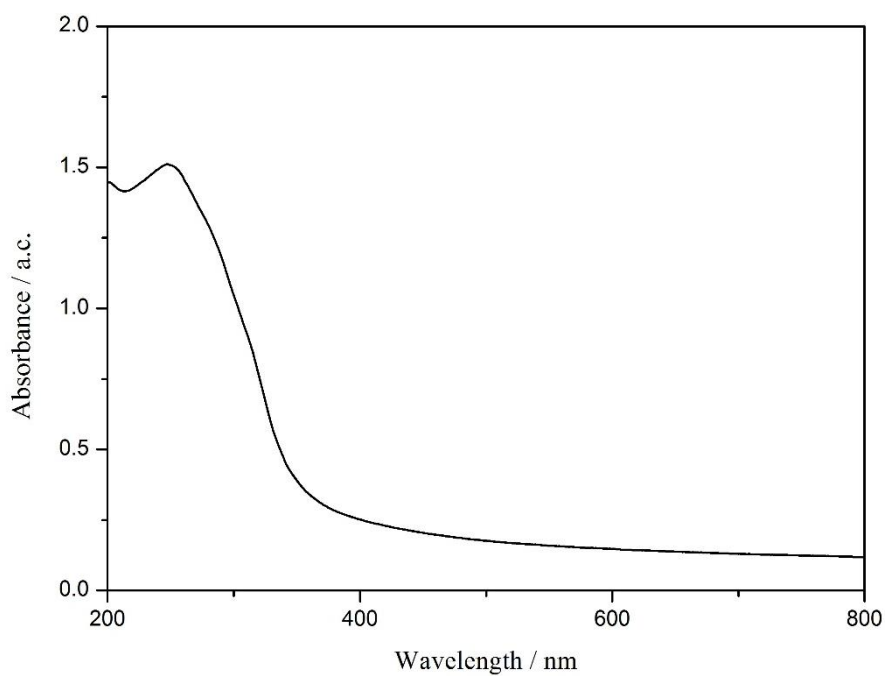


Figure S2. The UV-vis spectra of TiO₂.

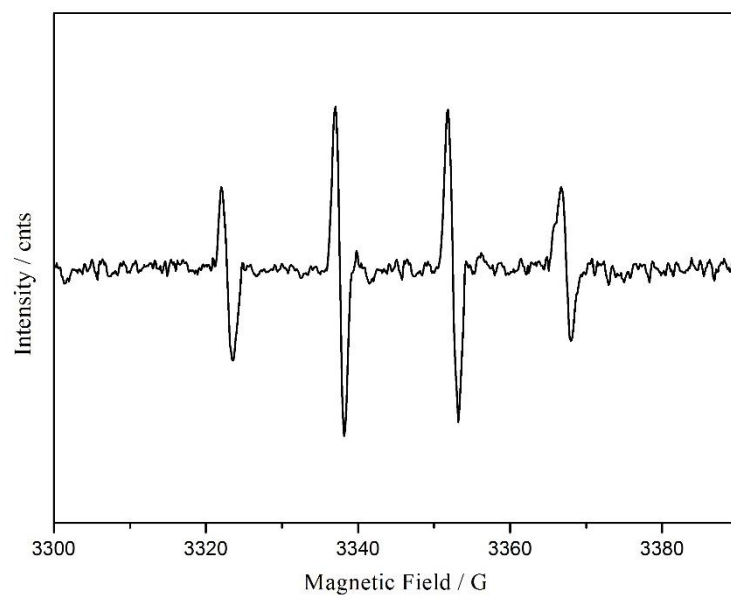


Figure S3. ESR spectral features of the DMPO--OH spin adducts in the system without addition of MG under irradiation of UV light with TiO₂.