



# Effect of the Sodium Polyacrylate on the Magnetite Nanoparticles Produced by Green Chemistry Routes: Applicability in Forward Osmosis

Juan Zufía-Rivas, Puerto Morales and Sabino Veintemillas-Verdaguer \*

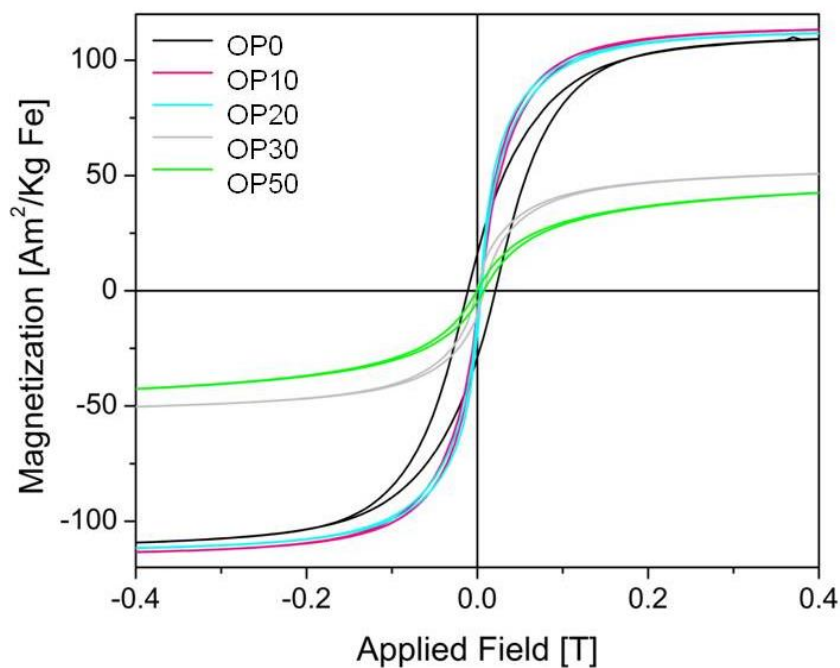


Figure 15. Hysteresis cycles of  $\text{Fe}_3\text{O}_4/\text{PAANa}$  nanocomposites obtained by oxidative precipitation expressed in  $\text{Am}^2/\text{Kg Fe}$ .

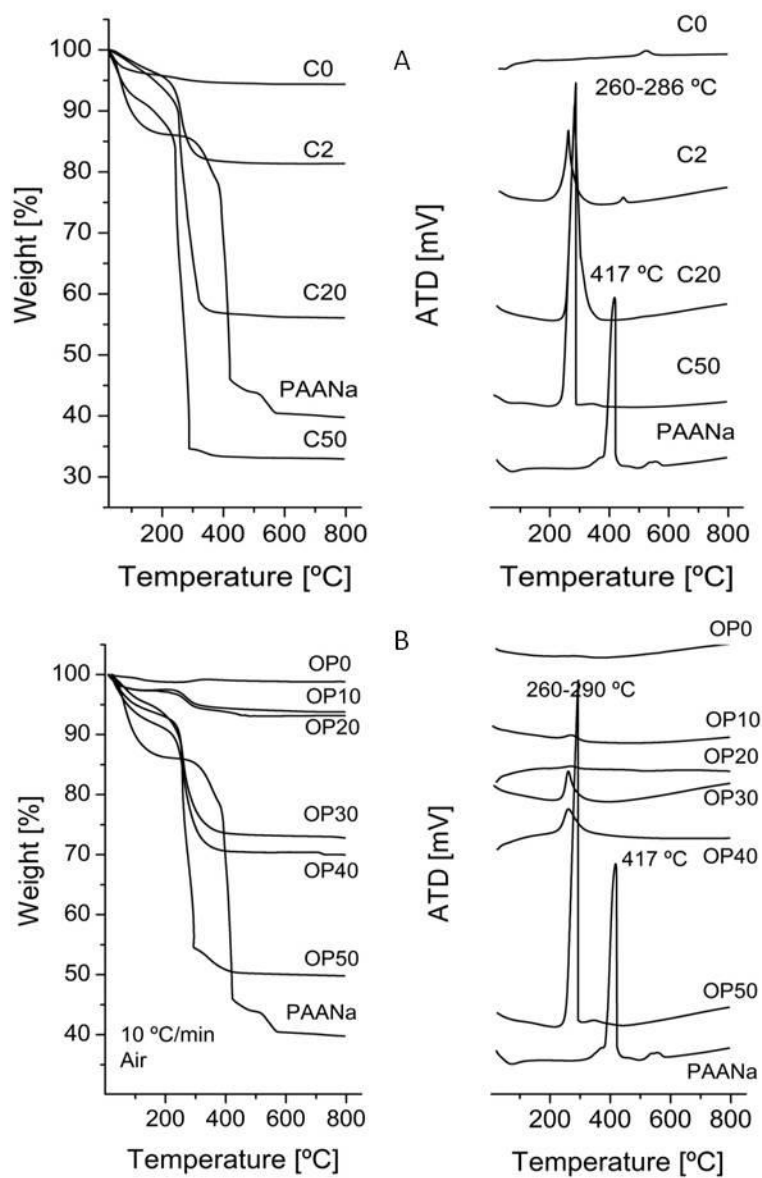


Figure 2S. Thermogravimetric analysis of all samples showing the shift in the decomposition temperature of adsorbed PAANa.

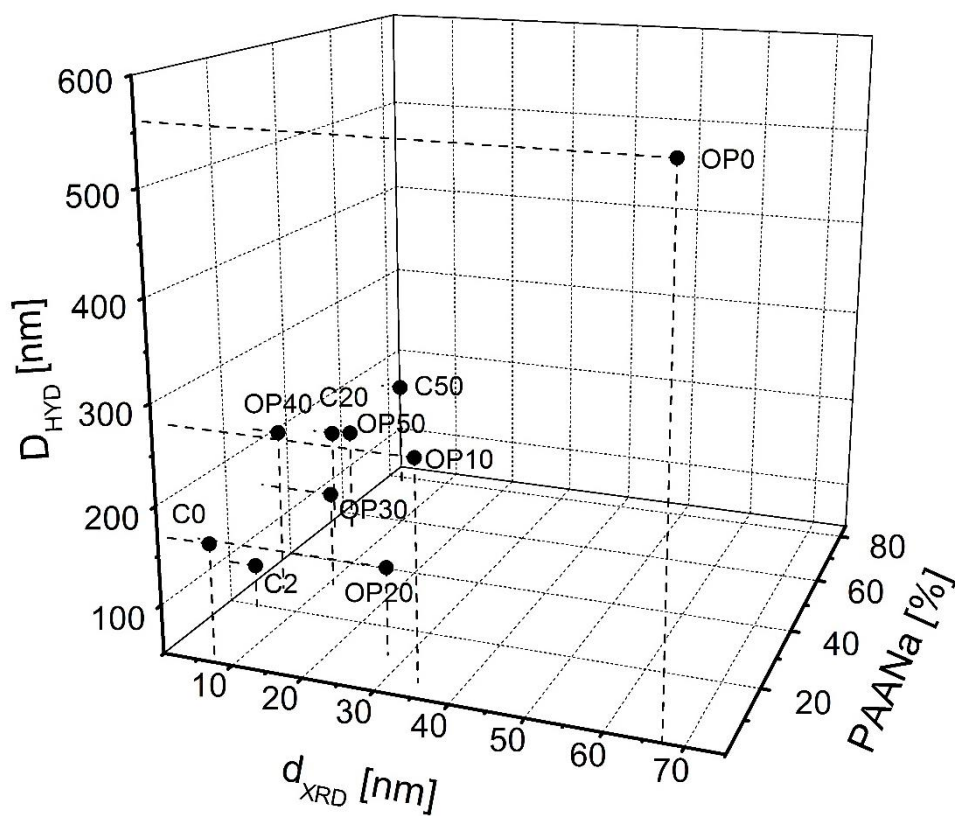


Figure 3S. 3D Plot of the dependence of the hydrodynamic size on the magnetic particle size  $d_{XRD}$  and PAANa wt% content .

TABLE 1S

Comparison of the saturation magnetization per Kg of iron present in the composite samples of Fe<sub>3</sub>O<sub>4</sub>/PAANa obtained by oxidative precipitation with the reference samples of pure magnetite/maghemite of similar size

298 K	D <sub>SHERRER</sub> nm	Ms (Fe) Am <sup>2</sup> /KgFe	γ (Fe) Am <sup>2</sup> /KgFeT	Pure samples as reference	
				Size [nm]	Ms(Fe) Am <sup>2</sup> /KgFe
OP10	34	120.0 ± 0.4	3170 ± 178	35	120
OP20	27	117.8 ± 0.3	3094 ± 157	25	114
OP30	11	<b>63.8 ± 0.2</b>	1205 ± 197	10	<b>86</b>
OP50	5	63.8 ± 0.2	636 ± 70	5	56