

Article

Bacterial Compatibility/Toxicity of Biogenic Silica (b-SiO₂) Nanoparticles Synthesized from Biomass Rice Husk Ash

Sanjeev K. Sharma^{1,2,3}, **Ashish R. Sharma**², **Sudheer D. V. N. Pamidimarri**⁴, **Jyotshana Gaur**¹, **Beer Pal Singh**¹, **Sankar Sekar**³, **Deuk Young Kim**^{3,*} and **Sang Soo Lee**^{2,*}

¹ Department of Physics, C.C.S. University, Meerut Campus, Meerut UP 250004, India; sanjeevlrs73@gmail.com (S.K.S.); jyotshanaphysics@gmail.com (J.G.); drbeerpal@gmail.com (B.P.S.)

² Institute for Skeletal Ageing & Orthopedic Surgery, Hallym University-Chuncheon Sacred Heart Hospital, Chuncheon, Gangwon-Do 24253, Korea; boneresearch@hallym.ac.kr

³ Division of Physics and Semiconductor Science, Dongguk University-Seoul, Seoul 04620, Korea; sanssekar@gmail.com

⁴ Institute of Biotechnology, Amity University, Raipur, Chhattisgarh 493225, India; pdvnsudheer@gmail.com

* Correspondence: dykim@dongguk.edu (D.Y.K.); 123sslee@gmail.com (S.S.L.)

Received: 28 July 2019; Accepted: 2 October 2019; Published: 11 October 2019

Figure S1: XRD

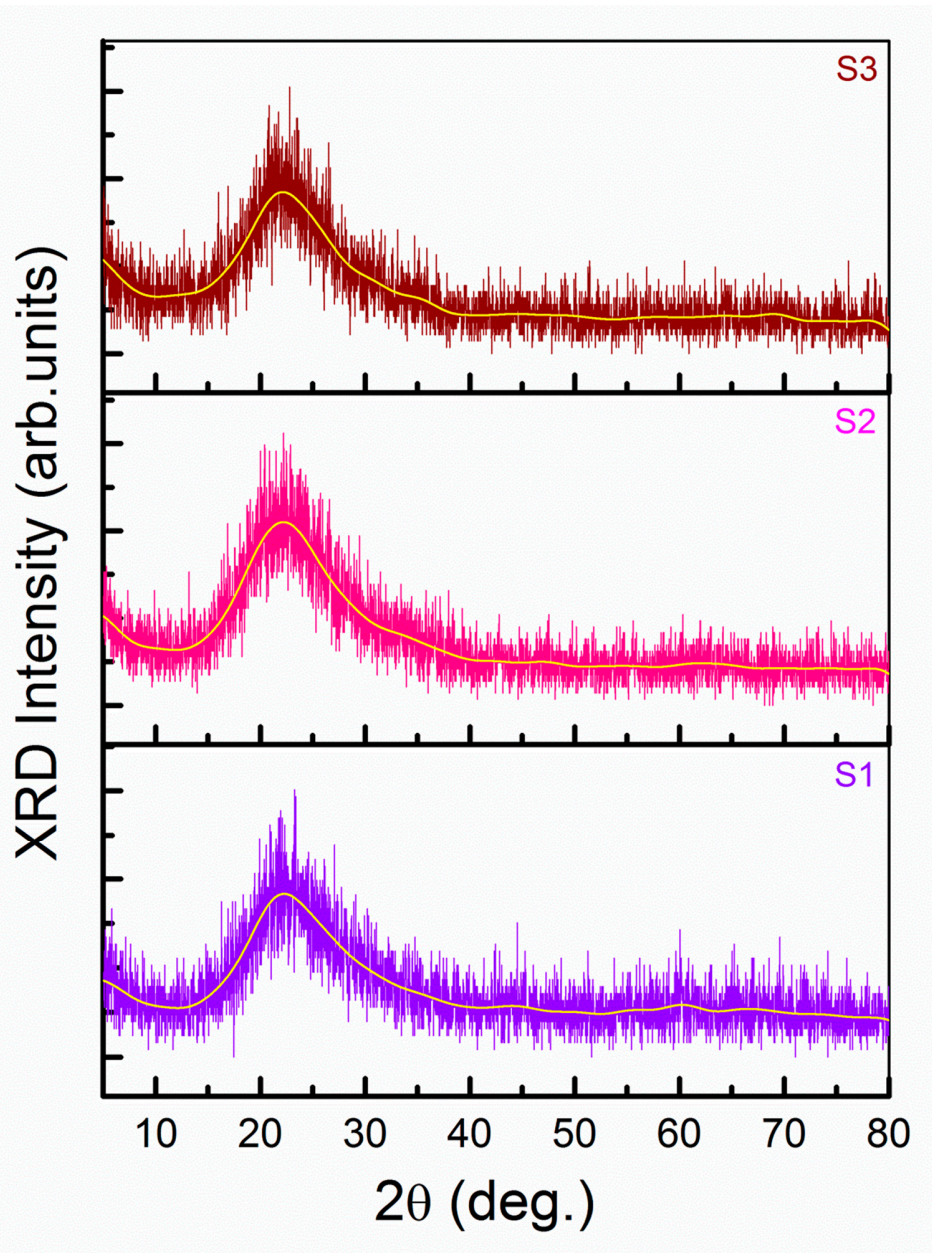


Figure S2: EDAX spectra

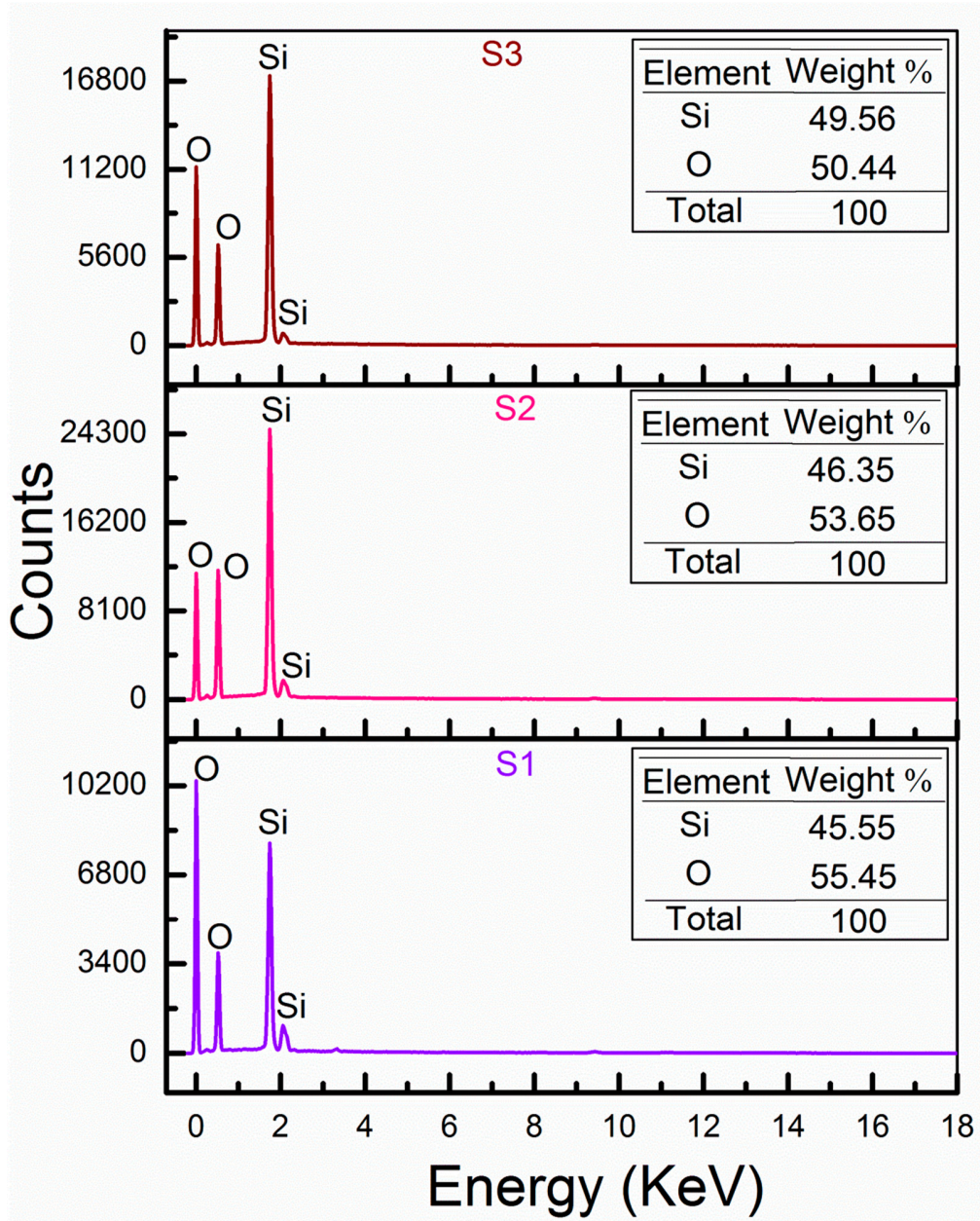


Figure S3: BET surface analysis

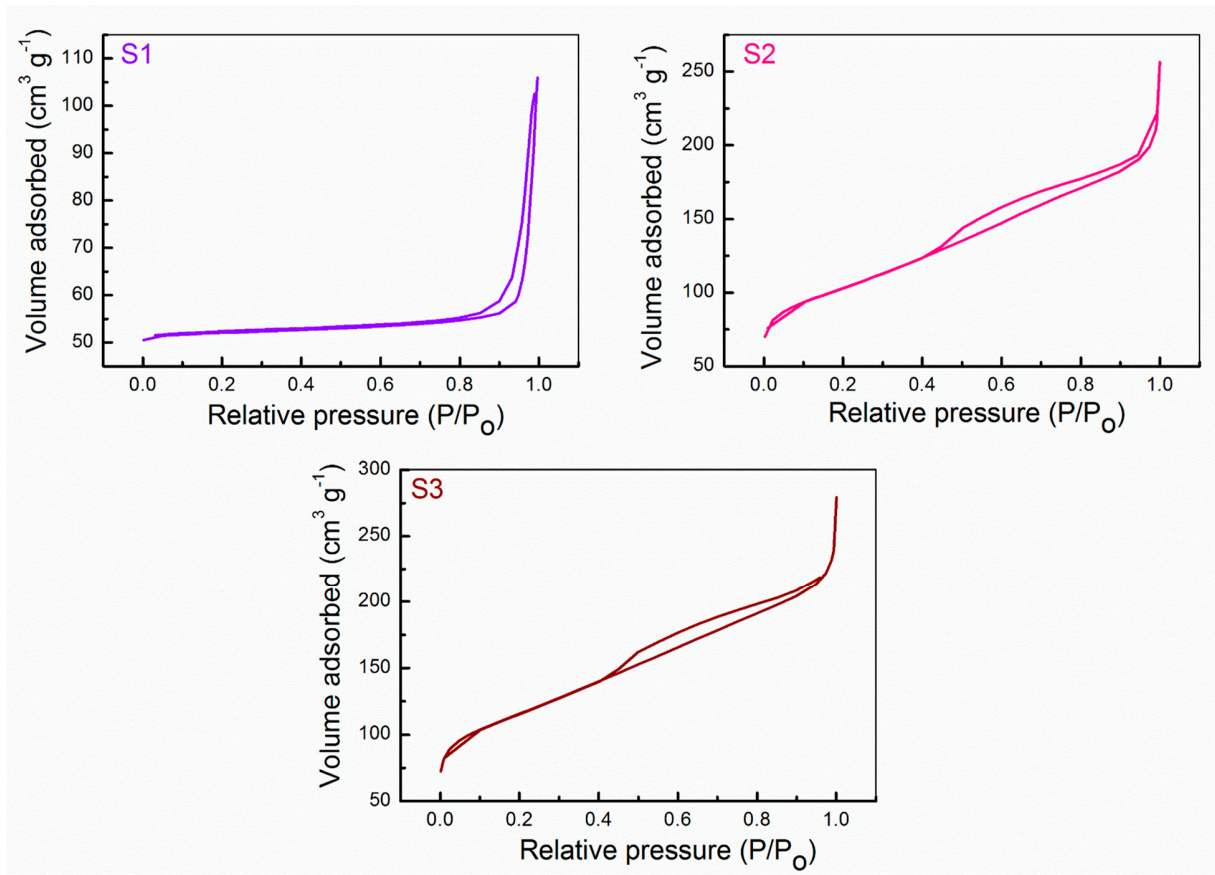


Figure S4: After sonication the bacterial growth of E.coli and S.aureus

