

Article

A Charge-Transfer-Induced Strategy for Enantioselective Discrimination by Potential-Regulated Surface-Enhanced Raman Scattering Spectroscopy

Yue Wang ¹, Yucong Liu ¹, Chunyu Ren ¹, Ruofei Ma ¹, Zhangrun Xu ^{1,*} and Bing Zhao ^{2,*}

¹ Department of Chemistry, College of Sciences, Northeastern University, Shenyang 110819, China

² State Key Laboratory of Supramolecular Structure and Materials, Jilin University, Changchun 130012, China

* Correspondence: xuzr@mail.neu.edu.cn (Z.X.); zhaob@jlu.edu.cn (B.Z.);

Tel./Fax: +86-24-83867659 (Z.X.); +86-431-85168473 (B.Z.)

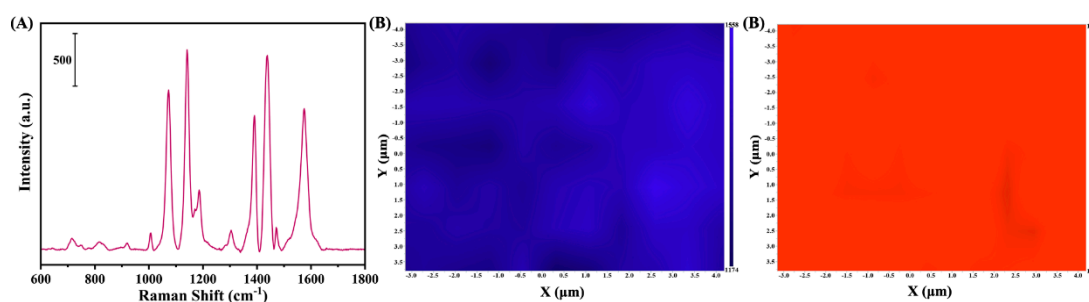


Figure S1. (A) SERS spectrum of the Au/PATP substrate. SERS mapping images measured from the Au/PATP substrate with a randomly selected area of 10 × 10 μm². mapping images were integrated by the SERS bands of PATP at (B) 1705 and (C) 1140 cm⁻¹.

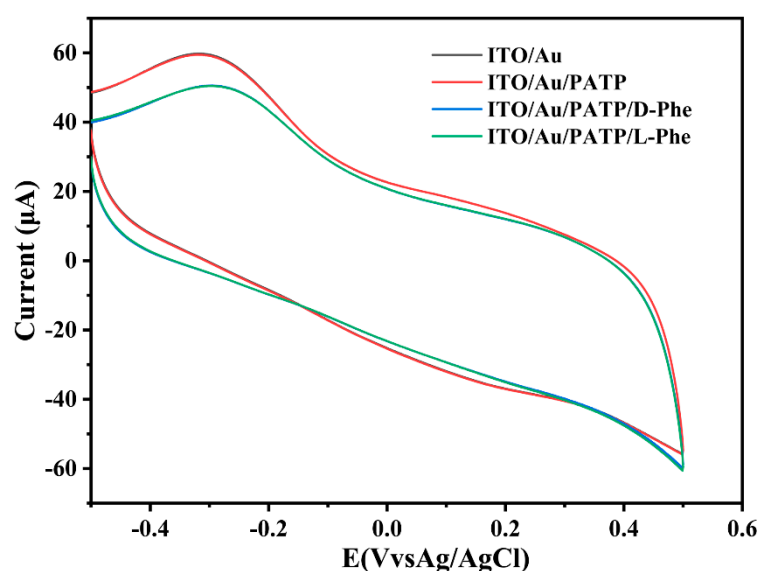


Figure S2. CV curves of the Au substrate, Au/PATP, and Au/PATP linked with D- and L-Phe enantiomers.

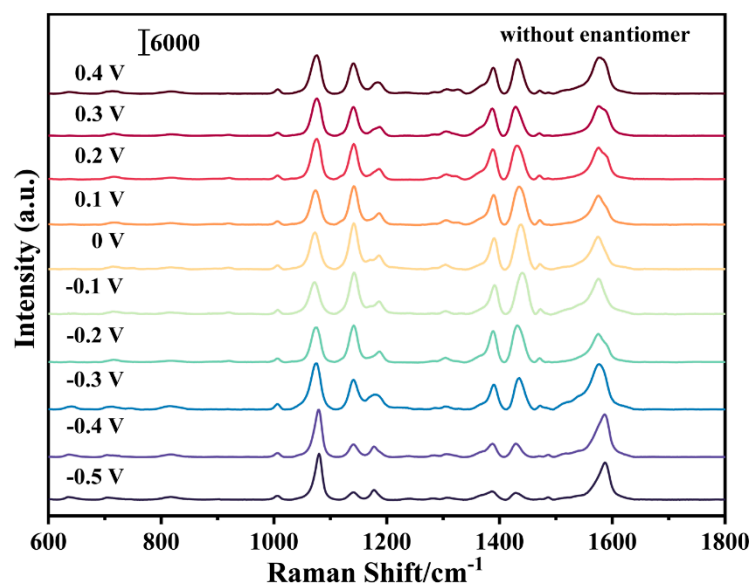


Figure S3. Potential-dependent SERS spectra of the Au/PATP substrate.