



Supplementary file S1: Dendrograms based on the composite analysis of the isolates fingerprints with primers OPC19 and (GTG)₅, using the Pearson correlation coefficient. A) Dendrogram including all isolates from Timepoint 0. B) Dendrogram including all isolates from Timepoint 90. C) Dendrogram including the representative isolates from Timepoint 0. D) Dendrogram including representative isolates from Timepoint 90.

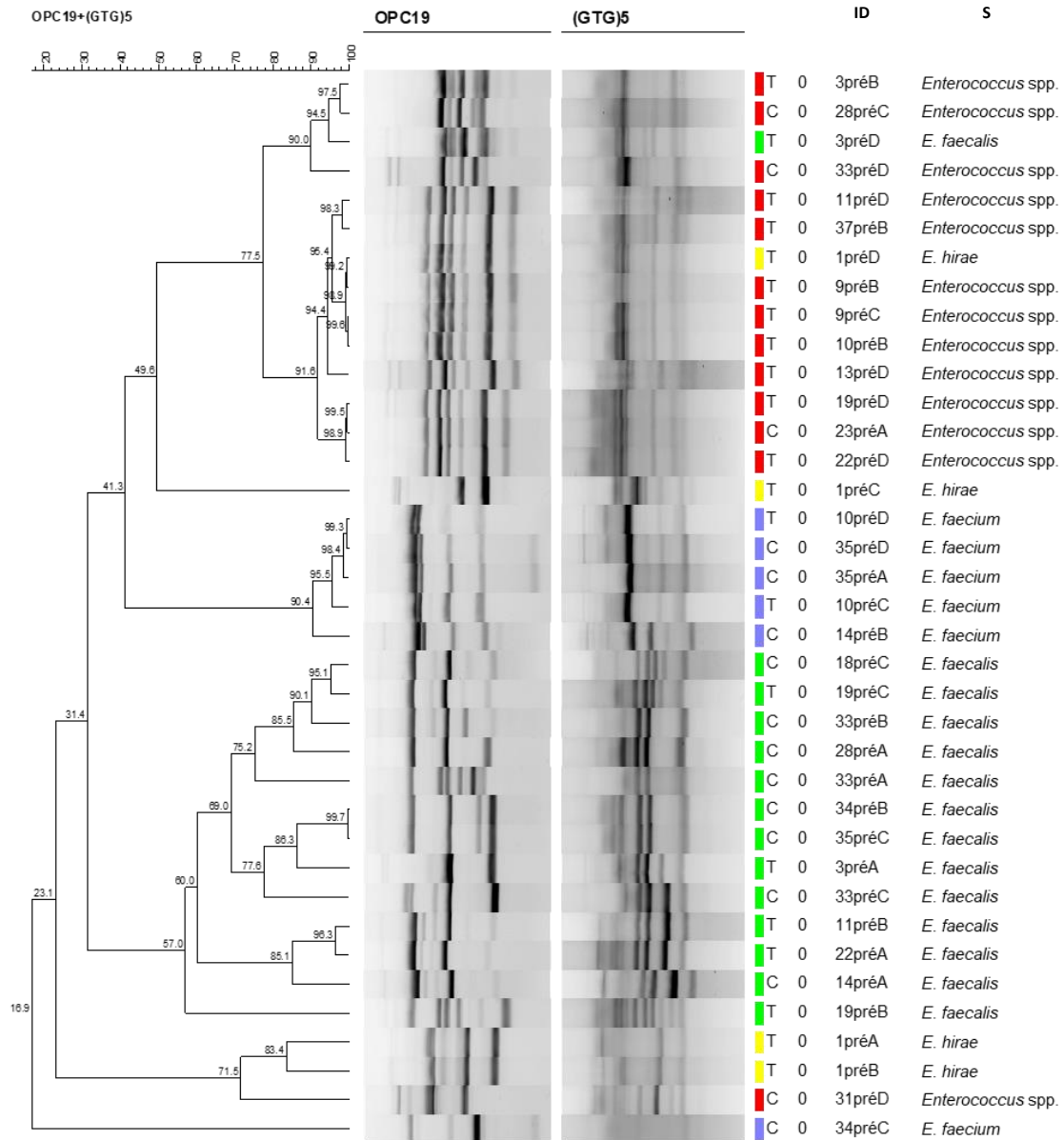
A




B



C



D



Legend: T- treatment group; C- Control Group; 0 – Timepoint 0; 1- Timepoint 90; ID – Animal identification; S – Species identification.