

Supplementary Materials: A New Green Coating for the Protection of Frescoes: From the Synthesis to the Performances Evaluation

Raffaella Lamuraglia ^{1,2}, Andrea Campostrini ¹, Elena Ghedini ¹, Alessandra De Lorenzi Pezzolo ³,
Alessandro Di Michele ⁴, Giulia Franceschin ², Federica Menegazzo ^{1,2,*}, Michela Signoretto ¹
and Arianna Traviglia ²

- ¹ CATMAT Lab, Dipartimento di Scienze Molecolari e Nanosistemi, Università Ca' Foscari Venezia and IN-STM RUVe, 30170 Venice, Italy; raffaella.lamuraglia@iit.it (R.L.); andrea.campostrini@unive.it (A.C.); gelena@unive.it (E.G.); miky@unive.it (M.S.)
- ² Center for Cultural Heritage Technology, Istituto Italiano di Tecnologia, 30170 Venice, Italy; giulia.franceschin@iit.it (G.F.); arianna.traviglia@iit.it (A.T.)
- ³ Dipartimento di Scienze Molecolari e Nanosistemi, Università Ca' Foscari Venezia, 30170 Venice, Italy; delorenz@unive.it
- ⁴ Dipartimento di Fisica e Geologia, Università di Perugia, 06123 Perugia, Italy; alessandro.dimichele@unipg.it
- * Correspondence: fmenegaz@unive.it




Figure S1. (From left to right) Stereomicroscopy images of untreated, treated with Proconsol® and aged with Proconsol® surfaces.




Figure S2. (From left to right) Stereomicroscopy images of untreated, treated with Chitosan AgNPs and aged with Chitosan AgNPs surfaces.

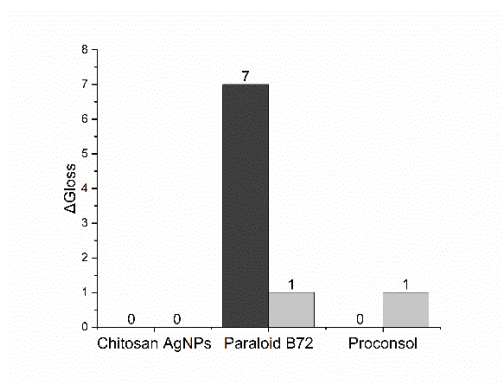


Figure S3. Δ gloss before (left) and after (right) ageing of the 3 coatings applied on mock-up surfaces.