


## Article

# Optimal Asynchronous Dynamic Policies in Energy-Efficient Data Centers

Jing-Yu Ma <sup>1,\*</sup> , Quan-Lin Li <sup>2</sup> and Li Xia <sup>3</sup><sup>1</sup> Business School, Xuzhou University of Technology, Xuzhou 221018, China<sup>2</sup> School of Economics and Management, Beijing University of Technology, Beijing 100124, China; liquanlin@tsinghua.edu.cn<sup>3</sup> School of Business, Sun Yat-sen University, Guangzhou 510275, China; xiali5@sysu.edu.cn

\* Correspondence: mjy0501@126.com

**Abstract:** In this paper, we apply a Markov decision process to find the optimal asynchronous dynamic policy of an energy-efficient data center with two server groups. Servers in Group 1 always work, while servers in Group 2 may either work or sleep, and a fast setup process occurs when the server's states are changed from sleep to work. The servers in Group 1 are faster and cheaper than those of Group 2 so that Group 1 has a higher service priority. Putting each server in Group 2 to sleep can reduce system costs and energy consumption, but it must bear setup costs and transfer costs. For such a data center, an asynchronous dynamic policy is designed as two sub-policies: The setup policy and the sleep policy, both of which determine the switch rule between the work and sleep states for each server in Group 2. To find the optimal asynchronous dynamic policy, we apply the sensitivity-based optimization to establish a block-structured policy-based Markov process and use a block-structured policy-based Poisson equation to compute the unique solution of the performance potential by means of the RG-factorization. Based on this, we can characterize the monotonicity and optimality of the long-run average profit of the data center with respect to the asynchronous dynamic policy under different service prices. Furthermore, we prove that a bang–bang control is always optimal for this optimization problem. We hope that the methodology and results developed in this paper can shed light on the study of more general energy-efficient data centers.

**Keywords:** asynchronous dynamic policy; energy-efficient data center; Markov decision process; RG-factorization; sensitivity-based optimization



**Citation:** Ma, J.-Y.; Li, Q.-L.; Xia, L. Optimal Asynchronous Dynamic Policies in Energy-Efficient Data Centers. *Systems* **2022**, *10*, 27. <https://doi.org/10.3390/systems10020027>

Academic Editor: Khac Duc Do

Received: 24 January 2022

Accepted: 28 February 2022

Published: 2 March 2022

**Publisher's Note:** MDPI stays neutral with regard to jurisdictional claims in published maps and institutional affiliations.



**Copyright:** © 2022 by the authors. Licensee MDPI, Basel, Switzerland. This article is an open access article distributed under the terms and conditions of the Creative Commons Attribution (CC BY) license (<https://creativecommons.org/licenses/by/4.0/>).

## 1. Introduction

Over the last two decades considerable attention has been given to studying energy-efficient data centers. On the one hand, as the number and size of data centers increase rapidly, energy consumption becomes one main part of the operating costs of data centers. On the other hand, data centers have become a fundamental part of the IT infrastructure in today's Internet services, in which a huge number of servers are deployed in each data center such that the data centers can provide cloud computing environments. Therefore, finding optimal energy-efficient policies and designing optimal energy-efficient mechanisms are always interesting, difficult, and challenging in the energy-efficient management of data centers. Readers may refer to recent excellent survey papers, such as Masanet et al. [1], Zhang et al. [2], Nadjahi et al. [3], Koot and Wijnhoven [4], Shirmarz and Ghaffari [5], Li et al. [6], and Harchol-Balter [7].

Barroso and Hölzle [8] demonstrated that many data centers were designed to handle peak loads effectively, but this directly caused a significant number of servers (approximately 20%) in the data centers to be idle because no work was done in the off-peak period. Although the idle servers do not provide any services, they still continue to consume a notable amount of energy, which is approximately 70% of the servers working in the on-peak period. Therefore, it is necessary and useful to design an energy-efficient mechanism

for specifically dealing with idle servers. In this case, a key technique, the energy-efficient states of “Sleep” or “Off” were introduced such that the idle servers can take the sleep or off state, which always consumes less energy, in which the sleep state consumes very little energy, while the energy consumption of the off state is zero. See Kuehn and Mashaly [9] for more interpretation. To analyze the energy-efficient states, thus far, some queueing systems either with server energy-efficient states (e.g., work, idle, sleep, and off) or with server control policies (e.g., vacation, setup, and  $N$ -policy) have been developed in the study of energy-efficient data centers. Important examples include the survey papers by Gandhi [10] and Li et al. [6], and the research papers by Gandhi et al. [11–13], Maccio and Down [14,15], Phung-Duc [16] and Phung-Duc and Kawanishi [17].

It is always necessary to design an optimal energy-efficient mechanism for data centers. To do this, several static optimization methods have been developed using two basic approaches. The first is to construct a suitable utility function for a performance-energy trade-off or a performance cost with respect to the synchronous optimization of different performance measures, for example, reducing energy consumption, reducing system response time, and improving quality of service. The second is to minimize the performance cost by means of some optimal methods, including linear programming, nonlinear programming, and integer programming. Gandhi et al. [12] provided two classes of the performance-energy trade-offs: (a) **ERWS**, the weighted sum  $\beta_1 E[R] + \beta_2 E[E]$  of the mean response time  $E[R]$  and the mean power cost  $E[E]$ , where  $\beta_1, \beta_2 \geq 0$  are weighted coefficients; (b) **ERP**, the product  $E[R]E[E]$  of the mean response time and the mean power cost. See Gandhi et al. [12] and Gandhi [10] for systematical research. Maccio and Down [14] generalized the **ERP** to a more general performance cost function that considers the expected cycle rate. Gebrehiwot et al. [18] made some interesting generalizations of the **ERP** and **ERWS** by introducing multiple intermediate sleep states. Additionally, Gebrehiwot et al. [19,20] generalized the FCFS queue of the data center with multiple intermediate sleep states to the processor-sharing discipline and to the shortest remaining processing time (SRPT) discipline, respectively. In addition, Mitrani [21,22] provided another interesting method to discuss the data center of  $N$  identical servers that contain  $m$  reserves, while the idle or work of the servers is controlled by an up threshold  $U$  and a down threshold  $D$ . He established a new performance cost  $C = c_1 E[L] + c_2 E[S]$  and provided expressions for the average numbers  $E[L]$  and  $E[S]$ , so that the performance cost  $C$  can be optimized with respect to the three key parameters  $m$ ,  $U$ , and  $D$ .

To date, little work has been done on applications of Markov decision processes (MDPs) to find the optimal dynamic control policies of energy-efficient data centers. Readers may refer to recent publications for details, among which Kamitsos et al. [23] constructed a discrete-time MDP and proved that the optimal sleep energy-efficient policy is simply hysteretic, so that it has a double threshold structure. Note that such an optimal hysteretic policy follows Hipp and Holzbaaur [24] and Lu and Serfozo [25]. For policy optimization and dynamic power management for electronic systems or equipment, the MDPs and stochastic network optimization were developed from five different perspectives: (a) the discrete-time MDPs by Yang et al. [26]; (b) the continuous-time MDPs by Ding et al. [27]; (c) stochastic network optimization by Liang et al. [28]; (d) the sensitivity-based optimization by Xia and Chen [29], Xia et al. [30], and Ma et al. [31]; and (e) the deep reinforcement learning by Chi et al. [32].

The purpose of this paper is to apply continuous-time MDPs to set up optimal dynamic energy-efficient policies for data centers, in which the sensitivity-based optimization is developed to find the optimal solution. Note that the sensitivity-based optimization is greatly refined from the MDPs by dealing with the Poisson equation by means of some novel tools, for instance, performance potential and performance difference. To date, the sensitivity-based optimization has also been sufficiently related to the Markov reward processes (see Li [33]), thus, it is an effective method for the performance optimization of many practical systems (see an excellent book by Cao [34] for more details). The sensitivity-based optimization theory has been applied to performance optimization in many practical

areas. For example, in energy-efficient data centers by Xia et al. [35]; inventory rationing by Li et al. [36]; the blockchain selfish mining by Ma and Li [37]; and in finance by Xia [38].

The main contributions of this paper are threefold. The first contribution is to apply the sensitivity-based optimization (and the MDPs) to study a more general energy-efficient data center with key practical factors, for example, a finite buffer, a fast setup process, and transferring some incomplete service jobs to the idle servers in Group 1 or to the finite buffer, if any. Although practical factors will not increase any difficulty in performance evaluation (e.g., modeling by means of queueing systems or Markov processes, also see Gandhi [10] for more details), they can largely cause substantial difficulties and challenges in finding optimal dynamic energy-efficient policies and, furthermore, in determining threshold-type policies by using the sensitivity-based optimization. For instance, the finite buffer makes the policy-based Markov process appear as the two-dimensional block-structured Markov process from the one-dimensional birth–death process given in Ma et al. [31] and Xia et al. [35].

Note that this paper has two related works: Ma et al. [31] and Xia et al. [35], and it might be necessary to set up some useful relations between this paper and each of the two papers. Compared with Ma et al. [31], this paper considers more practical factors in the energy-efficient data centers such that the policy-based Markov process is block-structured, which makes solving the block-structured Poisson equation more complicated. Compared with Xia et al. [35], this paper introduces a more detailed cost and reward structure, which makes an analysis of the monotonicity and optimality of dynamic energy-efficient policies more difficult and challenging. Therefore, this paper is a necessary and valuable generalization of Ma et al. [31] and Xia et al. [35] through extensively establishing the block-structured policy-based Markov processes, which in fact are the core part of the sensitivity-based optimization theory and its applications in various practical systems.

The second contribution of this paper is that it is the first to find an optimal asynchronous dynamic policy in the study of energy-efficient data centers. Note that the two groups of servers in the data center have “the setup actions from the sleep state to the work state” and “the close actions from the work state to the sleep state”, thus, we follow the two action steps to form an asynchronous dynamic policy, which is decomposed into two sub-policies: the setup policy (or the setup action) and the sleep policy (or the close action). Crucially, one of the successes of this paper is to find the optimal asynchronous dynamic policy from many asynchronous dynamic policies by means of the sensitivity-based optimization. To date, it has still been very difficult and challenging in the MDPs.

The third contribution of this paper is to provide a unified framework for applying the sensitivity-based optimization to study the optimal asynchronous dynamic policy of the energy-efficient data center. For such a more complicated energy-efficient data center, we first establish a policy-based block-structured Markov process as well as a more detailed cost and reward structure, and provide an expression for the unique solution to the block-structured Poisson equation by means of the RG-factorization. Then, we show the monotonicity of the long-run average profit with respect to the setup and sleep policies and the asynchronous policy, respectively. Based on this, we find the optimal asynchronous policy when the service price is higher (or lower) than a key threshold. Finally, we indicate that the optimal control is a bang–bang control. Such a structure of the optimal asynchronous energy-efficient policy reduces the search space, which is a significant reduction of the optimization complexity and effectively alleviates the curse of the dimensionality of MDPs. Therefore, the optimal asynchronous dynamic policy is the threshold-type in the energy-efficient data center. Note that the optimality of the threshold-type policy can realize a large reduction for the search space, thus, the optimal threshold-type policy is of great significance to solve the mechanism design problem of energy-efficient data centers. Therefore, the methodology and results developed in this paper provide new highlights for understanding dynamic energy-efficient policy optimization and mechanism design in the study of more general data centers.

The organization of this paper is as follows. In Section 2, we give a problem description for an energy-efficient data center with more practical factors. In Section 3, we establish a policy-based continuous-time block-structured Markov process and define a suitable reward function with respect to both states and policies of the Markov process. In Section 4, we set up a block-structured Poisson equation and provide an expression for its unique solution by means of the RG-factorization. In Section 5, we study a perturbation realization factor of the policy-based continuous-time block-structured Markov process for the asynchronous dynamic policy, and analyze how the service price impacts on the perturbation realization factor. In Section 6, we discuss the monotonicity and optimality of the long-run average profit of the energy-efficient data center with respect to the asynchronous policy. Based on this, we can give the optimal asynchronous dynamic policy of the energy-efficient data center. In Section 7, if the optimal asynchronous dynamic policy is the threshold-type, then we can compute the maximal long-run average profit of the energy-efficient data center. In Section 8, we give some concluding remarks. Finally, three appendices are given, both for the state-transition relation figure of the policy-based block-structured continuous-time Markov process and for the block entries of its infinitesimal generator.

## 2. Model Description

In this section, we provide a problem description for setting up and optimizing an asynchronous dynamic policy in an energy-efficient data center with two groups of different servers, a finite buffer, and a fast setup process. Additionally, we provide the system structure, operational mode, and mathematical notations in the energy-efficient data center.

**Server groups:** The data center contains two server groups: Groups 1 and 2, each of which is also one interactive subsystem of the data center. Groups 1 and 2 have  $m_1$  and  $m_2$  servers, respectively. Servers in the same group are homogeneous, while those in different groups are heterogeneous. Note that Group 1 is viewed as a base-line group whose servers are always at the work state even if some of them are idle, the purpose of which is to guarantee a necessary service capacity in the data center. Hence, each server in Group 1 always works regardless of whether it has a job or not, so that it must consume an amount of energy at any time. In contrast, Group 2 is regarded as a reserved group whose servers may either work or sleep so that each of the  $m_2$  servers can switch its state between work and sleep. If one server in Group 2 is at the sleep state, then it consumes a smaller amount of energy than the work state, as maintaining only the sleep state requires very little energy.

**A finite buffer:** The data center has a finite buffer of size  $m_3$ . Jobs must first enter the buffer, and then they are assigned to the groups (Group 1 is prior to Group 2) and subsequently to the servers. To guarantee that the float service capacity of Group 2 can be fully utilized when some jobs are taken from the buffer to Group 2, we assume that  $m_3 \geq m_2$ , i.e., the capacity of the buffer must be no less than the server number of Group 2. Otherwise, if there are more jobs waiting in the buffer, the jobs transferred from Group 2 to the buffer will be lost.

**Arrival processes:** The arrivals of jobs at the data center are a Poisson process with arrival rate  $\lambda$ . If the buffer is full, then any arriving job has to be lost immediately. This leads to an opportunity cost  $C_5$  per unit of time for each lost job due to the full buffer.

**Service processes:** The service times provided by each server in Groups 1 and 2 are i.i.d. and exponential with service rates  $\mu_1$  and  $\mu_2$ , respectively. We assume that  $\mu_1 \geq \mu_2$ , which makes the prior use of servers in Group 1. The service discipline of each server in the data center is First Come First Serve (FCFS). If a job finishes its service at a server, then it immediately leaves the system. At the same time, the data center can obtain a fixed service reward (or service price)  $R$  from the served job.

Once a job enters the data center for its service, it has to pay holding costs per unit of time  $C_2^{(1)}$ ,  $C_2^{(2)}$ , and  $C_2^{(3)}$  in Group 1, Group 2, and the buffer, respectively. We assume that  $C_2^{(1)} \leq C_2^{(2)}$  also guarantees the prior use of servers in Group 1. Therefore, to support

the service priority, each server in Group 1 is not only faster but also cheaper than that in Group 2.

**Switching between work and sleep:** To save energy, the servers in Group 2 can switch between the work and sleep states. On the one hand, if there are more jobs waiting in the buffer, then Group 2 sets up and turns on some sleeping servers. This process usually involves a setup cost  $C_3^{(1)}$ . However, the setup time is very short as it directly begins from the sleep state and it can be ignored. On the other hand, if the number of jobs in Group 2 is smaller, then the working servers are switched to the sleep state, while the incomplete-service jobs are transferred to the buffer and served as the arriving ones.

**Transfer rules:** (1) To Group 1. Based on the prior use of servers in Group 1, if a server in Group 1 becomes idle and there is no job in the buffer, then an incomplete-service job (if it exists) in Group 2 must immediately be transferred to the idle server in Group 1. Additionally, the data center needs to pay a transferred cost  $C_4$  to the transferred job.

(2) To the buffer. If some servers in Group 2 are closed to the sleep state, then those jobs in the servers closed at the sleep state are transferred to the buffer, and a transferred cost  $C_3^{(2)}$  is paid by the data center.

To keep the transferred jobs that can enter the buffer, we need to control the new jobs arriving at the buffer. If the sum of the job number in the buffer and the job number in Group 2 is equal to  $m_3$ , then the newly arriving jobs must be lost immediately.

**Power Consumption:** The power consumption rates  $P_{1,W}$  and  $P_{2,W}$  are for the work states of servers in Groups 1 and 2, respectively, while  $P_{2,S}$  is only for the sleep state of a server in Group 2. Note that each server in Group 1 does not have the sleep state and it is clear that  $P_{1,S} = 0$ . We assume that  $0 < P_{2,S} < P_{2,W}$ . There is no power consumption for keeping the jobs in the buffer.  $C_1$  is the power consumption price per unit of the power consumption rate and per unit of time.

**Independence:** We assume that all the random variables in the data center defined above are independent.

Finally, to aid reader understanding, the data center, together with its operational mode and mathematical notations, is depicted in Figure 1. Table 1 summarizes some notations involved in the model. This will be helpful in our later study.

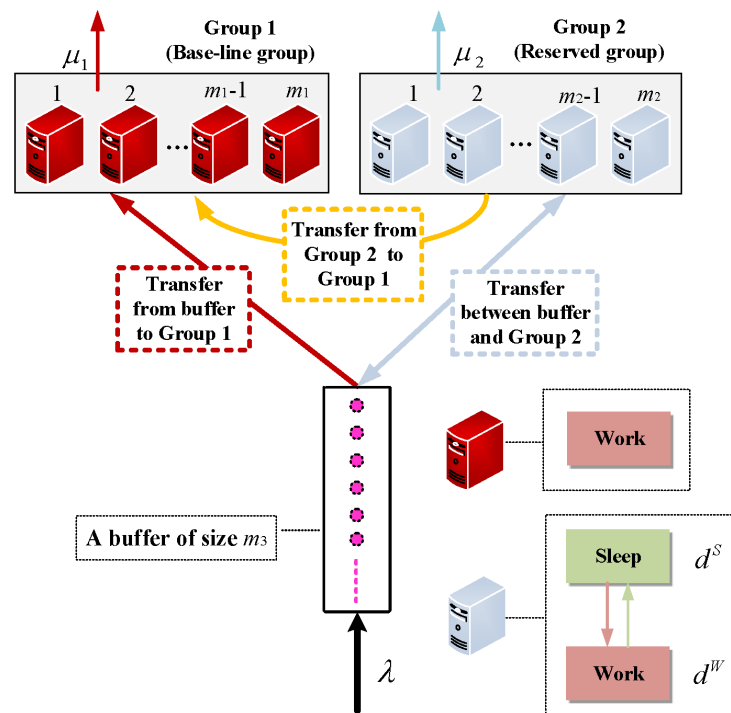


Figure 1. Energy-efficient management of a data center.



**Table 1.** Cost notation in the data center.

Cost	Necessary Interpretation
$C_1$	The power consumption price
$C_2^{(1)}$	The holding cost for a job in Group 1 per unit of sojourn time
$C_2^{(2)}$	The holding cost for a job in Group 2 per unit of sojourn time
$C_2^{(3)}$	The holding cost for a job in the buffer per unit of sojourn time
$C_3^{(1)}$	The setup cost for a server switching from the sleep state to the work state
$C_3^{(2)}$	The transferred cost for a incomplete-service job returning to the buffer
$C_4$	The transferred cost for a job in Group 2 is transferred to Group 1
$C_5$	The opportunity cost for each lost job
$R$	The service price from the served job

In the remainder of this section, it might be useful to provide some comparison of the above model assumptions with those in Ma et al. [31] and in Xia et al. [35].

**Remark 1.** (1) Compared with our previous paper [31], this paper considers several new practical factors, such as a finite buffer, a fast setup process, and a job transfer rule. The new factors make our MDP modeling more practical and useful in the study of energy-efficient data centers. Although the new factors do not increase any difficulty in performance evaluation through modeling by means of queueing systems or Markov processes, they can cause substantially more difficulties and challenges in finding optimal dynamic energy-efficient policies and, furthermore, in determining threshold-type policies by using the sensitivity-based optimization. Note that the difficulties mainly grow out of establishing the policy-based block-structured Markov process and solving the block-structured Poisson equation. On this occasion, we have simplified the above model descriptions: for example, the setup is immediate, the jobs can be transferred without delay either between the slow and fast servers or between the slow servers and the buffer, the jobs must be transferred as soon as the fast server becomes free, the finite buffer space is reserved for jobs in progress, and so on.

(2) For the energy-efficient data center operating with some buffer, it is seen from Figure A3 in Appendix B that the main challenge of our work is to focus on how to describe the policy-based block-structured Markov process. Obviously, (a) if there are more than two groups of servers, then it is easy to check that the policy-based Markov process will become multi-dimensional so that its analysis is very difficult; (b) if the buffer is infinite, then we have to deal with the policy-based block-structured Markov process with infinitely many levels, for which the discussion and computation are very complicated.

**Remark 2.** Compared with Xia et al. [35], this paper introduces a more detailed cost and reward structure, which makes analysis for the monotonicity and optimality of the dynamic energy-efficient policies more difficult and challenging. Therefore, many cost and reward factors make the MDP analysis and the sensitivity-based optimization more complicated.

### 3. Optimization Model Formulation

In this section, for the energy-efficient data center, we first establish a policy-based continuous-time Markov process with a finite block structure. Then, we define a suitable reward function with respect to both states and policies of the Markov process. Note that this will be helpful and useful for setting up a MDP to find the optimal asynchronous dynamic policy in the energy-efficient data center.

#### 3.1. A Policy-Based Block-Structured Continuous-Time Markov Process

The data center in Figure 1 shows Group 1 of  $m_1$  servers, Group 2 of  $m_2$  servers, and a buffer of size  $m_3$ . We need to introduce both “states” and “policies” to express the stochastic dynamics of this data center. Let  $N_1(t)$ ,  $N_2(t)$ , and  $N_3(t)$  be the numbers of jobs in Group 1, Group 2, and the buffer, respectively. Therefore,  $(N_1(t), N_2(t), N_3(t))$  is regarded as a state

of the data center at time  $t$ . Let all the cases of such a state  $(N_1(t), N_2(t), N_3(t))$  form a set as follows:

$$\Omega = \Omega_0 \cup \Omega_1 \cup \Omega_2 \cup \dots \cup \Omega_{m_2} \cup \Omega_{m_2+1} \cup \Omega_{m_2+2},$$

where

$$\begin{aligned} \Omega_0 &= \{(0, 0, 0), (1, 0, 0), \dots, (m_1, 0, 0)\}, \\ \Omega_1 &= \{(m_1, 0, 1), (m_1, 0, 2), \dots, (m_1, 0, m_3)\}, \\ \Omega_2 &= \{(m_1, 1, 0), (m_1, 1, 1), \dots, (m_1, 1, m_3 - 1)\}, \\ &\vdots \\ \Omega_{m_2} &= \{(m_1, m_2 - 1, 0), (m_1, m_2 - 1, 1), \dots, (m_1, m_2 - 1, m_3 - m_2 + 1)\}, \\ \Omega_{m_2+1} &= \{(m_1, m_2, 0), (m_1, m_2, 1), \dots, (m_1, m_2, m_3 - m_2)\}, \\ \Omega_{m_2+2} &= \{(m_1, m_2, m_3 - m_2 + 1), (m_1, m_2, m_3 - m_2 + 2), \dots, (m_1, m_2, m_3)\}. \end{aligned}$$

For a state  $(n_1, n_2, n_3)$ , it is seen from the model description that there are four different cases: (a) By using the transfer rules, if  $n_1 = 0, 1, \dots, m_1 - 1$ , then  $n_2 = n_3 = 0$ ; if either  $n_2 \neq 0$  or  $n_3 \neq 0$ , then  $n_1 = m_1$ . (b) If  $n_1 = m_1$  and  $n_2 = 0$ , then the jobs in the buffer can increase until the waiting room is full, i.e.,  $n_3 = 1, 2, \dots, m_3$ . (c) If  $n_1 = m_1$  and  $n_2 = 1, 2, \dots, m_2 - 1$ , then the total numbers of jobs in Group 2 and the buffer are no more than the buffer size, i.e.,  $n_2 + n_3 \leq m_3$ . (d) If  $n_1 = m_1$  and  $n_2 = m_2$ , then the jobs in the buffer can also increase until the waiting room is full, i.e.,  $n_3 = 1, 2, \dots, m_3$ .

Now, for Group 2, we introduce an asynchronous dynamic policy, which is related to two dynamic actions (or sub-policies): from sleep to work (setup) and from work to sleep (close). Let  $d_{n_1, n_2, n_3}^W$  and  $d_{n_1, n_2, n_3}^S$  be the numbers of working servers and of sleeping servers in Group 2 at State  $(n_1, n_2, n_3)$ , respectively. By observing the state set  $\Omega$ , we call  $d^W$  and  $d^S$  the setup policy (i.e., from sleep to work) and the sleep policy (i.e., from work to sleep), respectively.

Note that the servers in Group 2 can only be set up when all of them are idle, while we cannot simultaneously have the setup policy ( $d^W$ ) because the servers in Group 2 are always affected by the sleep policy ( $d^S$ ) if they still work for some jobs. This is what we call asynchronous dynamic policies. Here, we consider the control optimization of the total system. For such sub-policies, we provide an interpretation of four different cases as follows:

(1) In  $\Omega_0$ , if  $n_1 = 0, 1, \dots, m_1 - 1$ , then  $n_2 = n_3 = 0$  due to the transfer rule. Thus, there are no jobs in Group 2 or in the buffer, so that no policy in Group 2 is used;

(2) In  $\Omega_1$ , the states will affect *how to use the setup policy*. If  $n_1 = m_1, n_2 = 0, n_3 = 1, 2, \dots, m_3$ , then  $d_{m_1, 0, n_3}^W$  is the number of working servers in Group 2 at State  $(m_1, 0, n_3)$ . Note that some of the slow servers need to first start, so that some jobs in the buffer can enter the activated slow servers, thus,  $d_{m_1, 0, n_3}^W \in \{0, 1, \dots, m_2\}$ , each of which can possibly take place under an optimal dynamic policy;

(3) From  $\Omega_2$  to  $\Omega_{m_2+1}$ , the states will affect *how to use the sleep policy*. If  $n_1 = m_1, n_2 = 1, 2, \dots, m_2, n_3 = 0, 1, \dots, m_3 - n_2$ , then  $d_{m_1, n_2, n_3}^S$  is the number of sleeping servers in Group 2 at State  $(m_1, n_2, n_3)$ . We assume that the number of sleeping servers is no less than  $m_2 - n_2$ . Note that the sleep policy is independent of the work policy. Once the sleep policy is set up, the servers without jobs must enter the sleep state. At the same time, some working servers with jobs are also closed to the sleep state, and the jobs in those working servers are transferred to the buffer. It is easy to see that  $d_{m_1, n_2, n_3}^S \in \{m_2 - n_2, m_2 - n_2 + 1, \dots, m_2\}$ ;

(4) In  $\Omega_{m_2+2}$ , if  $n_1 = m_1$  and  $n_2 = m_2$ , then  $n_3$  may be any element in the set  $\{m_3 - m_2 + 1, m_3 - m_2 + 2, \dots, m_3\}$ , it is clear that  $n_2 + n_3 > m_3$ .

Our aim is to determine when or under what conditions an optimal number of servers in Group 2 switch between the sleep state and the work state such that the long-run average





where

$$\begin{aligned} \pi_0^{(d)} &= (\pi^{(d)}(0, 0, 0), \pi^{(d)}(1, 0, 0), \dots, \pi^{(d)}(m_1, 0, 0)), \\ \pi_1^{(d)} &= (\pi^{(d)}(m_1, 0, 1), \pi^{(d)}(m_1, 0, 2), \dots, \pi^{(d)}(m_1, 0, m_3)), \\ \pi_2^{(d)} &= (\pi^{(d)}(m_1, 1, 0), \pi^{(d)}(m_1, 1, 1), \dots, \pi^{(d)}(m_1, 1, m_3 - 1)), \\ &\vdots \qquad \qquad \qquad \vdots \\ \pi_{m_2}^{(d)} &= (\pi^{(d)}(m_1, m_2 - 1, 0), \pi^{(d)}(m_1, m_2 - 1, 1), \dots, \pi^{(d)}(m_1, m_2 - 1, m_3 - m_2 + 1)), \\ \pi_{m_2+1}^{(d)} &= (\pi^{(d)}(m_1, m_2, 0), \pi^{(d)}(m_1, m_2, 1), \dots, \pi^{(d)}(m_1, m_2, m_3 - m_2)), \\ \pi_{m_2+2}^{(d)} &= (\pi^{(d)}(m_1, m_2, m_3 - m_2 + 1), \pi^{(d)}(m_1, m_2, m_3 - m_2 + 2), \dots, \pi^{(d)}(m_1, m_2, m_3)). \end{aligned}$$

Note that the stationary probability vector  $\pi^{(d)}$  can be obtained by means of solving the system of linear equations  $\pi^{(d)}\mathbf{Q}^{(d)} = \mathbf{0}$  and  $\pi^{(d)}\mathbf{e} = 1$ , where  $\mathbf{e}$  is a column vector of the ones with a suitable size. To this end, the RG-factorizations play an important role in our later computation. Note that some computational details are given in Chapter 2 in Li [33].

Now, we use UL-type RG-factorization to compute the stationary probability vector  $\pi^{(d)}$  as follows. For  $0 \leq i, j \leq k$  and  $0 \leq k \leq m_2 + 2$ , we write

$$Q_{i,j}^{[\leq k]} = Q_{i,j} + \sum_{n=k+1}^{m_2+2} Q_{i,n}^{[\leq n]} \{-Q_{n,n}^{[\leq n]}\}^{-1} Q_{n,j}^{[\leq n]}.$$

Clearly,  $Q_{i,j}^{[\leq m_2+2]} = Q_{i,j}$  and  $Q_{i,j}^{[\leq 0]} = Q_{i,j}^{[0]}$ . Let

$$\begin{aligned} U_n^{(d)} &= Q_{n,n}^{[\leq n]}, & 0 \leq n \leq m_2 + 2, \\ R_{i,j}^{(d)} &= Q_{i,j}^{[\leq j]} (-U_j^{(d)})^{-1}, & 0 \leq i < j \leq m_2 + 2, \end{aligned}$$

and

$$G_{i,j}^{(d)} = (-U_i^{(d)})^{-1} Q_{i,j}^{[\leq i]}, \quad 0 \leq j < i \leq m_2 + 2.$$

Then the UL-type RG-factorization is given by

$$\mathbf{Q}^{(d)} = (I - \mathbf{R}_U^{(d)}) (I - \mathbf{U}_D^{(d)}) (I - \mathbf{G}_L^{(d)}),$$

where

$$\begin{aligned} \mathbf{R}_U^{(d)} &= \begin{pmatrix} 0 & R_{0,1}^{(d)} & R_{0,2}^{(d)} & \cdots & R_{0,m_2+1}^{(d)} & R_{0,m_2+2}^{(d)} \\ & 0 & R_{1,2}^{(d)} & \cdots & R_{1,m_2+1}^{(d)} & R_{1,m_2+2}^{(d)} \\ & & 0 & \ddots & \vdots & \vdots \\ & & & 0 & R_{m_2,m_2+1}^{(d)} & R_{m_2,m_2+2}^{(d)} \\ & & & & 0 & R_{m_2+1,m_2+2}^{(d)} \\ & & & & & 0 \end{pmatrix}, \\ \mathbf{U}_D^{(d)} &= \text{diag}(U_0^{(d)}, U_1^{(d)}, \dots, U_{m_2+1}^{(d)}, U_{m_2+2}^{(d)}) \end{aligned}$$



**Remark 4.** This paper is the first to introduce and consider the asynchronous dynamic policy in the study of energy-efficient data centers. We highlight the impact of the two asynchronous sub-policies: the setup and sleep policies on the long-run average profit of the energy-efficient data center.

### 3.2. The Reward Function

For the Markov process  $\mathbf{Q}^{(d)}$ , now we define a suitable reward function for the energy-efficient data center.

Based on the above costs and price notations in Table 1, a reward function with respect to both states and policies is defined as a profit rate (i.e., the total revenues minus the total costs per unit of time). Therefore, according to the impact of the asynchronous dynamic policy on the profit rate, the reward function at State  $(n_1, n_2, n_3)$  under policy  $d$  is divided into four cases as follows:

**Case (a):** For  $n_1 = 0, 1, \dots, m_1$  and  $n_2 = n_3 = 0$ , the profit rate is not affected by any policy, and we have

$$f(n_1, 0, 0) = Rn_1\mu_1 - (m_1P_{1,W} + m_2P_{2,S})C_1 - n_1C_2^{(1)}. \quad (4)$$

Note that in Case (a), there is no job in Group 2 or in the buffer. Thus, it is clear that each server in Group 2 is at the sleep state.

However, in the following two cases (b) and (c), since there are some jobs either in Group 2 or in the buffer, the policy  $d$  will play a key role in opening (i.e., setup) or closing (i.e., sleep) some servers of Group 2 to save energy efficiently.

**Case (b):** For  $n_1 = m_1, n_2 = 0$  and  $n_3 = 1, 2, \dots, m_3$ , the profit rate is affected by the setup policy  $d^W$ , we have

$$f(d^W)(m_1, 0, n_3) = Rm_1\mu_1 - \left[ m_1P_{1,W} + d_{m_1,0,n_3}^W P_{2,W} + (m_2 - d_{m_1,0,n_3}^W) P_{2,S} \right] C_1 - \left[ m_1C_2^{(1)} + n_3C_2^{(3)} \right] - d_{m_1,0,n_3}^W C_3^{(1)} - \lambda 1_{\{n_1=m_1, n_2=0, n_3=m_3\}} C_5, \quad (5)$$

where  $1_{\{\cdot\}}$  is an indicator function whose value is 1 when the event is in  $\{\cdot\}$ , otherwise its value is 0.

**Case (c):** For  $n_1 = m_1, n_2 = 1, 2, \dots, m_2$  and  $n_3 = 0, 1, \dots, m_3 - n_2$ , the profit rate is affected by the sleep policy  $d^S$ , we have

$$f(d^S)(m_1, n_2, n_3) = R \left[ m_1\mu_1 + (m_2 - d_{m_1,n_2,n_3}^S) \mu_2 \right] - \left[ m_1P_{1,W} + d_{m_1,n_2,n_3}^S P_{2,S} + (m_2 - d_{m_1,n_2,n_3}^S) P_{2,W} \right] C_1 - \left[ m_1C_2^{(1)} + n_2C_2^{(2)} + n_3C_2^{(3)} \right] - \left[ n_2 - (m_2 - d_{m_1,n_2,n_3}^S) \right] C_3^{(2)} - m_1\mu_1 1_{\{n_2>0, n_3=0\}} C_4 - \lambda 1_{\{n_1=m_1, n_2+n_3=m_3\}} C_5. \quad (6)$$

Note that the job transfer rate from Group 2 to Group 1 is given by  $n_1\mu_1 1_{\{n_2>0, n_3=0\}}$ . If  $0 \leq n_1 \leq m_1 - 1$ , then  $n_2 = 0$  and  $n_1\mu_1 1_{\{n_2>0, n_3=0\}} C_4 = 0$ . If  $n_1 = m_1$  and  $n_2 = 0$ , then  $n_1\mu_1 1_{\{n_2>0, n_3=0\}} C_4 = 0$ . If  $n_1 = m_1, 1 \leq n_2 \leq m_2$  and  $n_3 = 0$ , then  $n_1\mu_1 1_{\{n_2>0, n_3=0\}} C_4 = m_1\mu_1 C_4$ .

**Case (d):** For  $n_1 = m_1, n_2 = m_2$  and  $n_3 = m_3 - m_2 + 1, m_3 - m_2 + 2, \dots, m_3$ , the profit rate is not affected by any policy, we have

$$f(m_1, m_2, n_3) = R(m_1\mu_1 + m_2\mu_2) - (m_1P_{1,W} + m_2P_{2,W})C_1 - \left[ m_1C_2^{(1)} + m_2C_2^{(2)} + n_3C_2^{(3)} \right] - \lambda 1_{\{n_1=m_1, n_2=m_2, n_3=m_3\}} C_5. \quad (7)$$

We define a column vector composed of the elements  $f(n_1, n_2, n_3)$ ,  $f^{(d^W)}(n_1, n_2, n_3)$  and  $f^{(d^S)}(n_1, n_2, n_3)$  as

$$f^{(d)} = \left( (f_0)^T, \left( f_1^{(d^W)} \right)^T, \left( f_2^{(d^S)} \right)^T, \dots, \left( f_{m_2+1}^{(d^S)} \right)^T, (f_{m_2+2})^T \right)^T, \tag{8}$$

where

$$\begin{aligned} f_0 &= (f(0, 0, 0), f(1, 0, 0), \dots, f(m_1, 0, 0))^T, \\ f_1^{(d^W)} &= (f^{(d^W)}(m_1, 0, 1), f^{(d^W)}(m_1, 0, 2), \dots, f^{(d^W)}(m_1, 0, m_3))^T, \\ f_2^{(d^S)} &= (f^{(d^S)}(m_1, 1, 0), f^{(d^S)}(m_1, 1, 1), \dots, f^{(d^S)}(m_1, 1, m_3 - 1))^T, \\ &\vdots \\ f_{m_2+1}^{(d^S)} &= (f^{(d^S)}(m_1, m_2, 0), f^{(d^S)}(m_1, m_2, 1), \dots, f^{(d^S)}(m_1, m_2, m_3 - m_2))^T, \\ f_{m_2+2} &= (f(m_1, m_2, m_3 - m_2 + 1), f(m_1, m_2, m_3 - m_2 + 2), \dots, f(m_1, m_2, m_3))^T. \end{aligned}$$

In the remainder of this section, the long-run average profit of the data center (or the policy-based continuous-time Markov process  $\{X^{(d)}(t) : t \geq 0\}$ ) under an asynchronous dynamic policy  $d$  is defined as

$$\eta^d = \lim_{T \rightarrow +\infty} E \left\{ \frac{1}{T} \int_0^T f^{(d)}(X^{(d)}(t)) dt \right\} = \pi^{(d)} f^{(d)}, \tag{9}$$

where  $\pi^{(d)}$  and  $f^{(d)}$  are given by (3) and (8), respectively.

We observe that as the number of working servers in Group 2 decreases, the total revenues and the total costs in the data center will decrease synchronously, and vice versa. On the other hand, as the number of sleeping servers in Group 2 increases, the total revenues and the total costs in the data center will decrease synchronously, and vice versa. Thus, there is a tradeoff between the total revenues and the total costs for a suitable number of working and/or sleeping servers in Group 2 by using the setup and sleep policies, respectively. This motivates us to study an optimal dynamic control mechanism for the energy-efficient data center. Thus, our objective is to find an optimal asynchronous dynamic policy  $d^*$  such that the long-run average profit  $\eta^d$  is maximized, that is,

$$d^* = \arg \max_{d \in \mathcal{D}} \{ \eta^d \}. \tag{10}$$

Since the setup and sleep policies  $d^W$  and  $d^S$  occur asynchronously, they cannot interact with each other at any time. Therefore, it is seen that the optimal policy can be decomposed into

$$d^* = d^{W*} \boxtimes d^{S*} = \arg \max_{d^W \in \mathcal{D}} \{ \eta^{d^W} \} \boxtimes \arg \max_{d^S \in \mathcal{D}} \{ \eta^{d^S} \}.$$

In fact, it is difficult and challenging to analyze the properties of the optimal asynchronous dynamic policy  $d^* = d^{W*} \boxtimes d^{S*}$ , and to provide an effective algorithm for computing the optimal policy  $d^*$ . To do this, in the next sections we will introduce the sensitivity-based optimization theory to study this energy-efficient optimization problem.

#### 4. The Block-Structured Poisson Equation

In this section, for the energy-efficient data center, we set up a block-structured Poisson equation which provides a useful relation between the sensitivity-based optimization and



where

$$\tilde{Q}_{0,0} = \begin{pmatrix} -(\lambda + \mu_1) & \lambda & & & \\ 2\mu_1 & -(\lambda + 2\mu_1) & \lambda & & \\ & \ddots & \ddots & \ddots & \\ & (m_1 - 1)\mu_1 & -[\lambda + (m_1 - 1)\mu_1] & \lambda & \\ & & m_1\mu_1 & -(\lambda + m_1\mu_1) & \end{pmatrix},$$

$\tilde{Q}_{0,1}$  is obtained by means of omitting the first row vector of  $Q_{0,1}$ ,  $\tilde{Q}_{1,0}$  and  $\tilde{Q}_{2,0}$  are obtained from omitting the first column vectors of  $Q_{1,0}$  and  $Q_{2,0}$ , respectively. The other block entries in  $\tilde{Q}^{(d)}$  are the same as the corresponding block entries in the matrix  $Q^{(d)}$ .

Note that,  $\text{rank}(\tilde{Q}^{(d)}) = m_1 + 3m_2/2 - m_2^2/2 + m_2m_3 + m_3$  and the size of the matrix  $\tilde{Q}^{(d)}$  is  $m_1 + 3m_2/2 - m_2^2/2 + m_2m_3 + m_3$ . Hence, the matrix  $\tilde{Q}^{(d)}$  is invertible.

Let  $h^{(d)}$  and  $\varphi^{(d)}$  be two column vectors of size  $m_1 + 3m_2/2 - m_2^2/2 + m_2m_3 + m_3$  obtained through omitting the first element of the two column vectors  $f^{(d)} - \eta^d e$  and  $g^{(d)}$  of size  $m_1 + 3m_2/2 - m_2^2/2 + m_2m_3 + m_3 + 1$ , respectively, and

$$\begin{aligned} l_0 &= m_1, \\ l_1 &= m_1 + m_3, \\ l_2 &= m_1 + 2m_3, \\ &\vdots \\ l_{m_2+1} &= m_1 + \frac{m_2}{2} - \frac{m_2^2}{2} + m_2m_3 + m_3, \\ L &= m_1 + \frac{3m_2}{2} - \frac{m_2^2}{2} + m_2m_3 + m_3. \end{aligned}$$

Then,

$$h^{(d)} = \begin{pmatrix} \tilde{f}_0 - \eta^d \\ f_1^{(d^w)} - \eta^d \\ f_2^{(d^s)} - \eta^d \\ \vdots \\ f_{m_2+1}^{(d^s)} - \eta^d \\ f_{m_2+2} - \eta^d \end{pmatrix} \stackrel{\text{def}}{=} \begin{pmatrix} h_0^{(d)} \\ h_1^{(d)} \\ h_2^{(d)} \\ \vdots \\ h_{m_2+1}^{(d)} \\ h_{m_2+2}^{(d)} \end{pmatrix}, \quad \varphi^{(d)} \stackrel{\text{def}}{=} \begin{pmatrix} \tilde{g}_0^{(d)} \\ g_1^{(d)} \\ g_2^{(d)} \\ \vdots \\ g_{m_2+1}^{(d)} \\ g_{m_2+2}^{(d)} \end{pmatrix}, \tag{15}$$

where  $\tilde{f}_0$  and  $\tilde{g}_0^{(d)}$  are the two column vectors, which are obtained through omitting the scale entries  $f(0,0,0)$  and  $g^{(d)}(0,0,0)$  of  $f_0$  and  $g_0^{(d)}$ , respectively, and

$$\begin{aligned} h_0^{(d)} &= (h_1, h_2, \dots, h_{l_0})^T, \\ h_1^{(d)} &= (h_{l_0+1}, h_{l_0+2}, \dots, h_{l_1})^T, \\ h_2^{(d)} &= (h_{l_1+1}, h_{l_1+2}, \dots, h_{l_2})^T, \\ &\vdots \\ h_{m_2+1}^{(d)} &= (h_{l_{m_2+1}+1}, h_{l_{m_2+1}+2}, \dots, h_{l_{m_2+1}})^T, \\ h_{m_2+2}^{(d)} &= (h_{l_{m_2+1}+1}, h_{l_{m_2+2}+2}, \dots, h_L)^T. \end{aligned}$$

Therefore, it follows from (13) that

$$-\tilde{Q}^{(d)}\varphi^{(d)} = h^{(d)} + \mu_1 e_1 g^{(d)}(0,0,0), \tag{16}$$



where  $e_1$  is a column vector with the first element being one and all the others being zero. Note that the matrix  $-\tilde{Q}^{(d)}$  is invertible and  $(-\tilde{Q}^{(d)})^{-1} > 0$ , thus the system (16) of linear equations always exists with one unique solution:

$$\varphi^{(d)} = (-\tilde{Q}^{(d)})^{-1} h^{(d)} + \mu_1 (-\tilde{Q}^{(d)})^{-1} e_1 \cdot \mathfrak{S}, \tag{17}$$

where  $g^{(d)}(0, 0, 0) = \mathfrak{S}$  is any given positive constant. For the convenience of computation, we take  $g^{(d)}(0, 0, 0) = \mathfrak{S} = 1$ . In this case, we have

$$\varphi^{(d)} = (-\tilde{Q}^{(d)})^{-1} h^{(d)} + \mu_1 (-\tilde{Q}^{(d)})^{-1} e_1. \tag{18}$$

Note that the expression of the invertible matrix  $(-\tilde{Q}^{(d)})^{-1}$  can be obtained by means of the RG-factorization, which is given in Li [33] for general Markov processes.

For convenience of computation, we write

$$(-\tilde{Q}^{(d)})^{-1} = (\mathbb{Q}_0^T, \mathbb{Q}_1^T, \mathbb{Q}_2^T, \dots, \mathbb{Q}_{m_2+1}^T, \mathbb{Q}_{m_2+2}^T)^T,$$

and every element of the matrix  $\mathbb{Q}_r$  is written by a scalar  $q_{n,l}^{(r)}$ , we denote by  $n$  a system state under the certain block, and  $l$  the index of element, where  $r = 0, 1, \dots, m_2 + 2, l = 1, 2, \dots, L$ , for  $L = m_1 + 3m_2/2 - m_2^2/2 + m_2m_3 + m_3$ , and

$$n = \begin{cases} 1, 2, \dots, m_1, & \text{for } r = 0, \\ 1, 2, \dots, m_3, & \text{for } r = 1, \\ 0, 1, \dots, m_3 - r + 1, & \text{for } 2 \leq r \leq m_2 + 1, \\ m_3 - m_2 + 1, m_3 - m_2 + 2, \dots, m_3, & \text{for } r = m_2 + 2. \end{cases}$$

It is easy to check that

$$\mathbb{Q}_0 = \begin{pmatrix} q_{1,1}^{(0)} & q_{1,2}^{(0)} & \cdots & q_{1,L}^{(0)} \\ q_{2,1}^{(0)} & q_{2,2}^{(0)} & \cdots & q_{2,L}^{(0)} \\ \vdots & \vdots & & \vdots \\ q_{m_1,1}^{(0)} & q_{m_1,2}^{(0)} & \cdots & q_{m_1,L}^{(0)} \end{pmatrix}_{L \times m_1},$$

$$\mathbb{Q}_1 = \begin{pmatrix} q_{1,1}^{(1)} & q_{1,2}^{(1)} & \cdots & q_{1,L}^{(1)} \\ q_{2,1}^{(1)} & q_{2,2}^{(1)} & \cdots & q_{2,L}^{(1)} \\ \vdots & \vdots & & \vdots \\ q_{m_3,1}^{(1)} & q_{m_3,2}^{(1)} & \cdots & q_{m_3,L}^{(1)} \end{pmatrix}_{L \times m_3}$$

for  $2 \leq r \leq m_2 + 1$ ,

$$\mathbb{Q}_r = \begin{pmatrix} q_{0,1}^{(r)} & q_{0,2}^{(r)} & \cdots & q_{0,L}^{(r)} \\ q_{1,1}^{(r)} & q_{1,2}^{(r)} & \cdots & q_{1,L}^{(r)} \\ \vdots & \vdots & & \vdots \\ q_{m_3-r+1,1}^{(r)} & q_{m_3-r+1,2}^{(r)} & \cdots & q_{m_3-r+1,L}^{(r)} \end{pmatrix}_{L \times (m_3-r+2)},$$

and

$$\mathbb{Q}_{m_2+2} = \begin{pmatrix} q_{m_3-m_2+1,1}^{(m_2+2)} & q_{m_3-m_2+1,2}^{(m_2+2)} & \cdots & q_{m_3-m_2+1,L}^{(m_2+2)} \\ q_{m_3-m_2+2,1}^{(m_2+2)} & q_{m_3-m_2+2,2}^{(m_2+2)} & \cdots & q_{m_3-m_2+2,L}^{(m_2+2)} \\ \vdots & \vdots & \ddots & \vdots \\ q_{m_3,1}^{(m_2+2)} & q_{m_3,2}^{(m_2+2)} & \cdots & q_{m_3,L}^{(m_2+2)} \end{pmatrix}_{L \times m_2}.$$

The following theorem provides an expression for the vector  $\varphi^{(d)}$  under a constraint condition  $g^{(d)}(0,0,0) = \mathfrak{S} = 1$ . Note that this expression is very useful for applications of the sensitivity-based optimization theory to the study of Markov decision processes in our later study.

**Theorem 2.** *If  $g^{(d)}(0,0,0) = 1$ , then for  $n_1 = 1, 2, \dots, m_1$ ,*

$$g^{(d)}(n_1, 0, 0) = \sum_{l=1}^L q_{n_1,l}^{(0)} h_l + \mu_1 q_{n_1,1}^{(0)};$$

for  $n_3 = 1, 2, \dots, m_3$ ,

$$g^{(d)}(m_1, 0, n_3) = \sum_{l=1}^L q_{n_3,l}^{(1)} h_l + \mu_1 q_{n_3,1}^{(1)};$$

for  $n_2 = r - 1, n_3 = 0, 1, \dots, m_3 - n_2$ , and  $2 \leq r \leq m_2 + 1$ ,

$$g^{(d)}(m_1, n_2, n_3) = \sum_{l=1}^L q_{n_3,l}^{(r)} h_l + \mu_1 q_{n_3,1}^{(r)};$$

for  $n_3 = m_3 - m_2 + 1, m_3 - m_2 + 2, \dots, m_3$ ,

$$g^{(d)}(m_1, m_2, n_3) = \sum_{l=1}^L q_{n_3,l}^{(m_2+2)} h_l + \mu_1 q_{n_3,1}^{(m_2+2)}.$$

**Proof of Theorem 2.** It is seen from (18) that we need to compute two parts:  $(-\tilde{\mathbf{Q}}^{(d)})^{-1} \mathbf{h}^{(d)}$  and  $\mu_1 (-\tilde{\mathbf{Q}}^{(d)})^{-1} \mathbf{e}_1$ . Note that

$$(-\tilde{\mathbf{Q}})^{-1} \mathbf{h}^{(d)} = \begin{pmatrix} \sum_{l=1}^L q_{1,l}^{(0)} h_l \\ \vdots \\ \sum_{l=1}^L q_{m_1,l}^{(0)} h_l \\ \vdots \\ \sum_{l=1}^L q_{0,l}^{(r)} h_l \\ \vdots \\ \sum_{l=1}^L q_{m_3-r+1,l}^{(r)} h_l \\ \vdots \\ \sum_{l=1}^L q_{m_3-m_2+1,l}^{(m_2+2)} h_l \\ \vdots \\ \sum_{l=1}^L q_{m_3,l}^{(m_2+2)} h_l \end{pmatrix}_{L \times 1} \quad \text{and} \quad \mu_1 (-\tilde{\mathbf{Q}})^{-1} \mathbf{e}_1 = \mu_1 \begin{pmatrix} q_{1,1}^{(0)} \\ \vdots \\ q_{m_1,1}^{(0)} \\ \vdots \\ q_{0,1}^{(r)} \\ \vdots \\ q_{m_3-r+1,1}^{(r)} \\ \vdots \\ q_{m_3-m_2+1,1}^{(m_2+2)} \\ \vdots \\ q_{m_3,1}^{(m_2+2)} \end{pmatrix}_{L \times 1}.$$

thus a simple computation for the vector  $\varphi^{(d)} = (-\tilde{\mathbf{Q}}^{(d)})^{-1} \mathbf{h}^{(d)} + \mu_1 (-\tilde{\mathbf{Q}}^{(d)})^{-1} \mathbf{e}_1$  can obtain our desired results. This completes the proof.  $\square$

## 5. Impact of the Service Price

In this section, we study the perturbation realization factor of the policy-based continuous-time Markov process both for the setup policy and for the sleep policy (i.e., they form the asynchronous energy-efficient policy), and analyze how the service price impacts on the perturbation realization factor. To do this, our analysis includes the following two cases: the setup policy and the sleep policy. Note that the results given in this section will be useful for establishing the optimal asynchronous dynamic policy of the energy-efficient data center in later sections.

It is a key in our present analysis that the setup policy and the sleep policy are asynchronous at any time; thus, we can discuss the perturbation realization factor under the asynchronous dynamic policy from two different computational steps.

### 5.1. The Setup Policy

For the performance potential vector  $\boldsymbol{\varphi}^{(d)}$  under a constraint condition  $g^{(d)}(0, 0, 0) = 1$ , we define a perturbation realization factor as

$$G^{(d)}(\mathbf{n}, \mathbf{n}') \stackrel{\text{def}}{=} g^{(d)}(\mathbf{n}') - g^{(d)}(\mathbf{n}), \quad (19)$$

where  $\mathbf{n} = (n_1, n_2, n_3)$ ,  $\mathbf{n}' = (n'_1, n'_2, n'_3)$ . We can see that  $G^{(d)}(\mathbf{n}, \mathbf{n}')$  quantifies the difference between two performance potentials  $g^{(d)}(n_1, n_2, n_3)$  and  $g^{(d)}(n'_1, n'_2, n'_3)$ . It measures the long-run effect on the average profit of the data center when the system state is changed from  $\mathbf{n}' = (n'_1, n'_2, n'_3)$  to  $\mathbf{n} = (n_1, n_2, n_3)$ . For our next discussion, through observing the state space, it is necessary to define some perturbation realization factors as follows:

$$\begin{aligned} G_1^{(d^W)} &\stackrel{\text{def}}{=} g^{(d)}(m_1, i_1, n_3 - i_1) - g^{(d)}(m_1, i_2, n_3 - i_2), \\ G_2^{(d^W)} &\stackrel{\text{def}}{=} g^{(d)}(m_1, 0, n_3) - g^{(d)}(m_1, i_1, n_3 - i_1), \\ G_3^{(d^W)} &\stackrel{\text{def}}{=} g^{(d)}(m_1, 0, n_3) - g^{(d)}(m_1, i_2, n_3 - i_2), \end{aligned} \quad (20)$$

where  $0 \leq i_2 < i_1 \leq m_2$  and  $n_3 = 0, 1, \dots, m_3$ .

It follows from Theorem 2 that

$$\begin{aligned} g^{(d)}(m_1, 0, n_3) &= \sum_{l=1}^L q_{n_3, l}^{(1)} h_l + \mu_1 q_{n_3, 1}^{(1)}, \\ g^{(d)}(m_1, i_1, n_3 - i_1) &= \sum_{l=1}^L q_{n_3 - i_1, l}^{(i_1+1)} h_l + \mu_1 q_{n_3 - i_1, 1}^{(i_1+1)}, \\ g^{(d)}(m_1, i_2, n_3 - i_2) &= \sum_{l=1}^L q_{n_3 - i_2, l}^{(i_2+1)} h_l + \mu_1 q_{n_3 - i_2, 1}^{(i_2+1)}. \end{aligned}$$

To express the perturbation realization factor by means of the service price  $R$ , we write

$$A_0 = 0, \quad B_0 = (m_1 P_{1,W} + m_2 P_{2,S}) C_1 > 0;$$

for  $1 \leq l \leq l_0$  and  $n_1 = 1, 2, \dots, m_1$ ,  $n_2 = n_3 = 0$ ,

$$A_l = n_1 \mu_1 > 0, \quad B_l = (m_1 P_{1,W} + m_2 P_{2,S}) C_1 + n_1 C_2^{(1)} > 0;$$

for  $l_0 + 1 \leq l \leq l_1$ , and  $n_1 = m_1, n_2 = 0, n_3 = 1, 2, \dots, m_3$ ,

$$A_l = m_1 \mu_1 > 0,$$

$$B_l^{(d^W)} = \left[ m_1 P_{1,W} + d_{m_1,0,n_3}^W P_{2,W} + (m_2 - d_{m_1,0,n_3}^W) P_{2,S} \right] C_1 + \left[ m_1 C_2^{(1)} + n_3 C_2^{(3)} \right] + d_{m_1,0,n_3}^W C_3^{(1)} + \lambda 1_{\{n_1=m_1, n_2=0, n_3=m_3\}} C_5 > 0;$$

for  $l_1 + 1 \leq l \leq l_{m_2+1}$ , and  $n_1 = m_1, n_2 = 1, 2, \dots, m_2, n_3 = 0, 1, \dots, m_3 - n_2$ ,

$$A_l^{(d^S)} = m_1 \mu_1 + (m_2 - d_{m_1, n_2, n_3}^S) \mu_2 > 0,$$

$$B_l^{(d^S)} = \left[ m_1 P_{1,W} + d_{m_1, n_2, n_3}^S P_{2,S} + (m_2 - d_{m_1, n_2, n_3}^S) P_{2,W} \right] C_1 + \left[ m_1 C_2^{(1)} + n_2 C_2^{(2)} + n_3 C_2^{(3)} \right] + \left[ n_2 - (m_2 - d_{m_1, n_2, n_3}^S) \right] C_3^{(2)} + m_1 \mu_1 1_{\{n_3=0\}} C_4 + \lambda 1_{\{n_2+n_3=m_3\}} C_5 > 0;$$

for  $l_{m_2+1} + 1 \leq l \leq L$ , and  $n_1 = m_1, n_2 = m_2, n_3 = m_3 - m_2 + 1, m_3 - m_2 + 2, \dots, m_3$ ,

$$A_l = m_1 \mu_1 + m_2 \mu_2 > 0,$$

$$B_l = (m_1 P_{1,W} + m_2 P_{2,W}) C_1 + \left[ m_1 C_2^{(1)} + m_2 C_2^{(2)} + n_3 C_2^{(3)} \right] + \lambda 1_{\{n_1=m_1, n_2=m_2, n_3=m_3\}} C_5 > 0.$$

Then for  $1 \leq l \leq l_0$  and  $n_1 = 0, 1, \dots, m_1, n_2 = n_3 = 0$ ,

$$f(n_1, 0, 0) = R A_l - B_l;$$

for  $l_0 + 1 \leq l \leq l_1$ , and  $n_1 = m_1, n_2 = 0, n_3 = 1, 2, \dots, m_3$ ,

$$f^{(d^W)}(m_1, 0, n_3) = R A_l - B_l^{(d^W)};$$

for  $l_1 + 1 \leq l \leq l_{m_2+1}$ , and  $n_1 = m_1, n_2 = 1, 2, \dots, m_2, n_3 = 0, 1, \dots, m_3 - n_2$ ,

$$f^{(d^S)}(m_1, n_2, n_3) = R A_l^{(d^S)} - B_l^{(d^S)};$$

for  $l_{m_2+1} + 1 \leq l \leq L$ , and  $n_1 = m_1, n_2 = m_2, n_3 = m_3 - m_2 + 1, m_3 - m_2 + 2, \dots, m_3$ ,

$$f^{(d)}(m_1, m_2, n_3) = R A_l - B_l.$$

We rewrite  $\pi^{(d)}$  as

$$\begin{aligned} \pi_0^{(d)} &= (\pi_0; \pi_1, \pi_2, \dots, \pi_{l_0}), \\ \pi_1^{(d)} &= (\pi_{l_0+1}, \pi_{l_0+2}, \dots, \pi_{l_1}), \\ \pi_2^{(d)} &= (\pi_{l_1+1}, \pi_{l_1+2}, \dots, \pi_{l_2}), \\ &\vdots \\ \pi_{m_2+1}^{(d)} &= (\pi_{l_{m_2+1}}, \pi_{l_{m_2+2}}, \dots, \pi_{l_{m_2+1}}), \\ \pi_{m_2+2}^{(d)} &= (\pi_{l_{m_2+1}+1}, \pi_{l_{m_2+1}+2}, \dots, \pi_L). \end{aligned}$$

Then it is easy to check that

$$D^{(d)} = \pi_0 A_0 + \sum_{l=0}^{l_0} \pi_l A_l + \sum_{l=l_0+1}^{l_1} \pi_l A_l + \sum_{l=l_1+1}^{l_{m_2+1}} \pi_l A_l^{(d^S)} + \sum_{l=l_{m_2+1}+1}^L \pi_l A_l > 0,$$

and

$$F^{(d)} = \pi_0 B_0 + \sum_{l=0}^{l_0} \pi_l B_l + \sum_{l=l_0+1}^{l_1} \pi_l B_l^{(d^W)} + \sum_{l=l_1+1}^{l_{m_2+1}} \pi_l B_l^{(d^S)} + \sum_{l=l_{m_2+1}+1}^L \pi_l B_l > 0.$$

Thus, we obtain

$$\begin{aligned} \eta^d &= \pi^{(d)} f^{(d)} \\ &= \sum_{n_1=0}^{m_1} \pi^{(d)}(n_1, 0, 0) f(n_1, 0, 0) + \sum_{n_3=1}^{m_3} \pi^{(d)}(m_1, 0, n_3) f^{(d^W)}(m_1, 0, n_3) \\ &\quad + \sum_{n_3=0}^{m_3-n_2} \sum_{n_2=0}^{m_2} \pi^{(d)}(m_1, n_2, n_3) f^{(d^S)}(m_1, n_2, n_3) \\ &\quad + \sum_{n_3=m_3-m_2+1}^{m_3} \pi^{(d)}(m_1, m_2, n_3) f(m_1, m_2, n_3) \\ &= RD^{(d)} - F^{(d)}. \end{aligned}$$

It follows from (15) that for  $1 \leq l \leq l_0$ ,

$$h_l = R[A_l - D^{(d)}] - [B_l - F^{(d)}];$$

for  $l_0 + 1 \leq l \leq l_1$ ,

$$h_l = R[A_l - D^{(d)}] - [B_l^{(d^W)} - F^{(d)}];$$

for  $l_1 + 1 \leq l \leq l_{m_2+1}$ ,

$$h_l = R[A_l^{(d^S)} - D^{(d)}] - [B_l^{(d^S)} - F^{(d)}];$$

for  $l_{m_2+1} + 1 \leq l \leq L$ ,

$$h_l = R[A_l - D^{(d)}] - [B_l - F^{(d)}].$$

If a job finishes its service at a server and leaves this system immediately, then the data center can obtain a fixed revenue (i.e., the service price)  $R$  from such a served job. Now, we study the influence of the service price  $R$  on the perturbation realization factor. Note that all the numbers  $q_{n,l}^{(r)}$  are positive and are independent of the service price  $R$ , while all the numbers  $h_l$  are the linear functions of  $R$ . We write

$$\begin{aligned} W_n^{(r)} &= \sum_{l=1}^{l_0} q_{n,l}^{(r)} h_l [A_l - D^{(d)}] + \sum_{l=l_0+1}^{l_1} q_{n,l}^{(r)} h_l [A_l - D^{(d)}] \\ &\quad + \sum_{l=l_1+1}^{l_{m_2+1}} q_{n,l}^{(r)} h_l [A_l^{(d^S)} - D^{(d)}] + \sum_{l=l_{m_2+1}+1}^L q_{n,l}^{(r)} h_l [A_l - D^{(d)}] + \mu_1 q_{n,1}^{(r)} \end{aligned}$$

and

$$\begin{aligned} V_n^{(r)} &= \sum_{l=1}^{l_0} q_{n,l}^{(r)} h_l [B_l - F^{(d)}] + \sum_{l=l_0+1}^{l_1} q_{n,l}^{(r)} h_l [B_l^{(d^W)} - F^{(d)}] \\ &\quad + \sum_{l=l_1+1}^{l_{m_2+1}} q_{n,l}^{(r)} h_l [B_l^{(d^S)} - F^{(d)}] + \sum_{l=l_{m_2+1}+1}^L q_{n,l}^{(r)} h_l [B_l - F^{(d)}], \end{aligned}$$

then for  $i_1, i_2 = 0, 1, \dots, m_2$ , we obtain

$$\begin{aligned} G_1^{(d^W)} &= R \left[ W_{n_3-i_1}^{(i_1+1)} - W_{n_3-i_2}^{(i_2+1)} \right] - \left[ V_{n_3-i_1}^{(i_1+1)} - V_{n_3-i_2}^{(i_2+1)} \right], \\ G_2^{(d^W)} &= R \left[ W_{n_3}^{(1)} - W_{n_3-i_1}^{(i_1+1)} \right] - \left[ V_{n_3}^{(1)} - V_{n_3-i_1}^{(i_1+1)} \right], \\ G_3^{(d^W)} &= R \left[ W_{n_3}^{(1)} - W_{n_3-i_2}^{(i_2+1)} \right] - \left[ V_{n_3}^{(1)} - V_{n_3-i_2}^{(i_2+1)} \right]. \end{aligned} \tag{21}$$

Now, we define

$$G^{(d^W)} = m_1 \mu_1 G_1^{(d^W)} - i_1 \mu_2 \left( G_2^{(d^W)} + \beta_1 \right) + i_2 \mu_2 \left( G_3^{(d^W)} + \beta_1 \right),$$

where  $\beta_1$  is defined as

$$\beta_1 = \frac{(P_{2,W} - P_{2,S})C_1 + C_3^{(1)}}{\mu_2}.$$

From the later discussion in Section 6, we will see that  $G^{(d^W)}$  plays a fundamental role in the performance optimization of data centers, and the sign of  $G^{(d^W)}$  directly determines the selection of decision actions, as shown in (38) later. To this end, we analyze how the service price can impact on  $G^{(d^W)}$  as follows. Substituting (21) into the linear equation  $G^{(d^W)} = 0$ , we obtain

$$R = \frac{\varphi(i_1)V_{n_3-i_1}^{(i_1+1)} - \varphi(i_2)V_{n_3-i_2}^{(i_2+1)} - \psi(i_1, i_2) \left( V_{n_3}^{(1)} - \beta_1 \right)}{\varphi(i_1)W_{n_3-i_1}^{(i_1+1)} - \varphi(i_2)W_{n_3-i_2}^{(i_2+1)} - \psi(i_1, i_2)W_{n_3}^{(1)}}, \tag{22}$$

where  $\varphi(i_1) = m_1 \mu_1 + i_1 \mu_2$ ,  $\varphi(i_2) = m_1 \mu_1 + i_2 \mu_2$  and  $\psi(i_1, i_2) = (i_1 - i_2) \mu_2$ .

Thus, the unique solution of the price  $R$  in (22) is given by

$$\mathfrak{R}^{(d^W)}(i_1, i_2) = \frac{\varphi(i_1)V_{n_3-i_1}^{(i_1+1)} - \varphi(i_2)V_{n_3-i_2}^{(i_2+1)} - \psi(i_1, i_2) \left( V_{n_3}^{(1)} - \beta_1 \right)}{\varphi(i_1)W_{n_3-i_1}^{(i_1+1)} - \varphi(i_2)W_{n_3-i_2}^{(i_2+1)} - \psi(i_1, i_2)W_{n_3}^{(1)}}, \tag{23}$$

It is easy to see from (22) that (a) if  $R \geq \mathfrak{R}^{(d^W)}(i_1, i_2)$ , then  $G^{(d^W)} \geq 0$ ; and (b) if  $R \leq \mathfrak{R}^{(d^W)}(i_1, i_2)$ , then  $G^{(d^W)} \leq 0$ .

In the energy-efficient data center, we define two critical values, related to the service price, as

$$R_H^W = \max_{d \in \mathcal{D}} \left\{ 0, \mathfrak{R}^{(d^W)}(1, 0), \mathfrak{R}^{(d^W)}(2, 0), \dots, \mathfrak{R}^{(d^W)}(m_2, m_2 - 1) \right\} \tag{24}$$

and

$$R_L^W = \min_{d \in \mathcal{D}} \left\{ \mathfrak{R}^{(d^W)}(1, 0), \mathfrak{R}^{(d^W)}(2, 0), \dots, \mathfrak{R}^{(d^W)}(m_2, m_2 - 1) \right\} \tag{25}$$

The following proposition uses the two critical values, which are related to the service price, to provide a key condition whose purpose is to establish a sensitivity-based optimization framework of the energy-efficient data center in our later study. Additionally, this proposition will be useful in the next section for studying the monotonicity of the asynchronous energy-efficient policies.

**Proposition 1.** (1) If  $R \geq R_H^W$ , then for any  $d \in \mathcal{D}$  and for each couple  $(i_1, i_2)$  with  $0 \leq i_2 < i_1 \leq m_2$ , we have

$$G^{(d^W)} \geq 0. \tag{26}$$



(2) If  $0 \leq R \leq R_L^W$ , then for any  $d \in \mathcal{D}$  and for each couple  $(i_1, i_2)$  with  $0 \leq i_2 < i_1 \leq m_2$ , we have

$$G(d^W) \leq 0. \tag{27}$$

**Proof of Proposition 1.** (1) For any  $d \in \mathcal{D}$  and for each couple  $(i_1, i_2)$  with  $0 \leq i_2 < i_1 \leq m_2$ , since  $R \geq R_H^W$  and  $R_H^W = \max_{d \in \mathcal{D}} \{0, \Re(d^W)(1, 0), \Re(d^W)(2, 0), \dots, \Re(d^W)(m_2, m_2 - 1)\}$ , this gives

$$R \geq \Re(d^W)(i_1, i_2).$$

Thus, for any couple  $(i_1, i_2)$  with  $0 \leq i_2 < i_1 \leq m_2$  this makes that  $G(d^W) \geq 0$ .

(2) For any  $d \in \mathcal{D}$  and for each couple  $(i_1, i_2)$  with  $0 \leq i_2 < i_1 \leq m_2$ , if  $0 \leq R \leq R_L^W$ , we get

$$R \leq \Re(d^W)(i_1, i_2),$$

this gives that  $G(d^W) \leq 0$ . This completes the proof.  $\square$

### 5.2. The Sleep Policy

The analysis for the sleep policy is similar to that of the setup policy given in the above subsection. Here, we shall provide only a simple discussion.

We define the perturbation realization factor for the sleep policy as follows:

$$\begin{aligned} G_1^{(d^S)} &\stackrel{\text{def}}{=} g^{(d)}(m_1, j_2, n_3 + n_2 - j_2) - g^{(d)}(m_1, j_1, n_3 + n_2 - j_1), \\ G_2^{(d^S)} &\stackrel{\text{def}}{=} g^{(d)}(m_1, n_2, n_3) - g^{(d)}(m_1, j_1, n_3 + n_2 - j_1), \\ G_3^{(d^S)} &\stackrel{\text{def}}{=} g^{(d)}(m_1, n_2, n_3) - g^{(d)}(m_1, j_2, n_3 + n_2 - j_2), \end{aligned} \tag{28}$$

where  $0 \leq j_2 < j_1 \leq n_2, n_2 = 0, 1, \dots, m_2$  and  $n_3 = 0, 1, \dots, m_3$ .

It follows from Theorem 2 that

$$\begin{aligned} g^{(d)}(m_1, n_2, n_3) &= \sum_{l=1}^L q_{n_3, l}^{(n_2+1)} h_l + \mu_1 q_{n_3, 1}^{(n_2+1)}, \\ g^{(d)}(m_1, j_1, n_3 + n_2 - j_1) &= \sum_{l=1}^L q_{n_3+n_2-j_1, l}^{(j_1+1)} h_l + \mu_1 q_{n_3+n_2-j_1, 1}^{(j_1+1)}, \\ g^{(d)}(m_1, j_2, n_3 + n_2 - j_2) &= \sum_{l=1}^L q_{n_3+n_2-j_2, l}^{(j_2+1)} h_l + \mu_1 q_{n_3+n_2-j_2, 1}^{(j_2+1)}. \end{aligned}$$

Similarly, to express the perturbation realization factor by means of the service price  $R$ , we write

$$G(d^S) = m_1 \mu_1 G_1^{(d^S)} + j_1 \mu_2 \left( G_2^{(d^S)} + \beta_2 \right) - j_2 \mu_2 \left( G_3^{(d^S)} + \beta_2 \right),$$

where

$$\begin{aligned} G_1^{(d^S)} &= R \left[ W_{n_3+n_2-j_2}^{(j_2+1)} - W_{n_3+n_2-j_1}^{(j_1+1)} \right] - \left[ V_{n_3+n_2-j_2}^{(j_2+1)} - V_{n_3+n_2-j_1}^{(j_1+1)} \right], \\ G_2^{(d^S)} &= R \left[ W_{n_3}^{(n_2+1)} - W_{n_3+n_2-j_1}^{(j_1+1)} \right] - \left[ V_{n_3}^{(n_2+1)} - V_{n_3+n_2-j_1}^{(j_1+1)} \right], \\ G_3^{(d^S)} &= R \left[ W_{n_3}^{(n_2+1)} - W_{n_3+n_2-j_2}^{(j_2+1)} \right] - \left[ V_{n_3}^{(n_2+1)} - V_{n_3+n_2-j_2}^{(j_2+1)} \right], \end{aligned} \tag{29}$$

and

$$\beta_2 = -R + \frac{(P_{2,W} - P_{2,S})C_1 + C_3^{(2)}}{\mu_2}.$$

Now, we analyze how the service price impacts on  $G^{(d^S)}$  as follows: Substituting (29) into the linear equation  $G^{(d^S)} = 0$ , we obtain

$$R = \frac{\varphi(j_1)V_{n_3+n_2-j_1}^{(j_1+1)} - \varphi(j_2)V_{n_3+n_2-j_2}^{(j_2+1)} - \psi(j_1, j_2)(V_{n_3}^{(n_2+1)} - \beta_2)}{\varphi(j_1)W_{n_3+n_2-j_1}^{(j_1+1)} - \varphi(j_2)W_{n_3+n_2-j_2}^{(j_2+1)} - \psi(j_1, j_2)\mu_2W_{n_3}^{(n_2+1)}}. \tag{30}$$

Then, the unique solution of the price  $R$  in (30) is given by

$$\mathfrak{R}^{(d^S)}(j_1, j_2) = \frac{\varphi(j_1)V_{n_3+n_2-j_1}^{(j_1+1)} - \varphi(j_2)V_{n_3+n_2-j_2}^{(j_2+1)} - \psi(j_1, j_2)(V_{n_3}^{(n_2+1)} - \beta_2)}{\varphi(j_1)W_{n_3+n_2-j_1}^{(j_1+1)} - \varphi(j_2)W_{n_3+n_2-j_2}^{(j_2+1)} - \psi(j_1, j_2)\mu_2W_{n_3}^{(n_2+1)}}.$$

It is easy to see from Equation (30) that (a) if  $R \geq \mathfrak{R}^{(d^S)}(j_1, j_2)$ , then  $G^{(d^S)} \geq 0$ ; and (b) if  $R \leq \mathfrak{R}^{(d^S)}(j_1, j_2)$ , then  $G^{(d^S)} \leq 0$ .

In the energy-efficient data center, we relate to the service price and define two critical values as

$$R_H^S = \max_{d \in \mathcal{D}} \{0, \mathfrak{R}^{(d^S)}(1, 0), \mathfrak{R}^{(d^S)}(2, 0), \dots, \mathfrak{R}^{(d^S)}(m_2, m_2 - 1)\} \tag{31}$$

and

$$R_L^S = \min_{d \in \mathcal{D}} \{\mathfrak{R}^{(d^S)}(1, 0), \mathfrak{R}^{(d^S)}(2, 0), \dots, \mathfrak{R}^{(d^S)}(m_2, m_2 - 1)\} \tag{32}$$

The following proposition is similar to Proposition 1, thus its proof is omitted here.

**Proposition 2.** (1) If  $R \geq R_H^S$ , then for any  $d \in \mathcal{D}$  and for each couple  $(j_1, j_2)$  with  $0 \leq j_2 < j_1 \leq n_2$ , we have

$$G^{(d^S)} \geq 0.$$

(2) If  $0 \leq R \leq R_L^S$ , then for any  $d \in \mathcal{D}$  and for each couple  $(j_1, j_2)$  with  $0 \leq j_2 < j_1 \leq n_2$ , we have

$$G^{(d^S)} \leq 0.$$

From Propositions 1 and 2, we relate to the service price and define two new critical values as

$$R_H = \max\{R_H^W, R_H^S\} \text{ and } R_L = \min\{R_L^W, R_L^S\}. \tag{33}$$

The following theorem provides a simple summarization from Propositions 1 and 2, and it will be useful for studying the monotonicity and optimality of the asynchronous dynamic policy in our later sections.

**Theorem 3.** (1) If  $R \geq R_H$ , then for any asynchronous dynamic policy  $d \in \mathcal{D}$ , we have

$$G^{(d^W)} \geq 0 \text{ and } G^{(d^S)} \geq 0.$$

(2) If  $0 \leq R \leq R_L$ , then for any asynchronous policy  $d \in \mathcal{D}$ , we have

$$G^{(d^W)} \leq 0 \text{ and } G^{(d^S)} \leq 0.$$

### 6. Monotonicity and Optimality

In this section, we use the block-structured Poisson equation to derive a useful performance difference equation, and discuss the monotonicity and optimality of the long-run average profit of the energy-efficient data center with respect to the setup and sleep policies, respectively. Based on this, we can give the optimal asynchronous dynamic policy of the energy-efficient data center.

The standard Markov model-based formulation suffers from a number of drawbacks. First and foremost, the state space is usually too large for practical problems. That is, the number of potentials to be calculated or estimated is too large for most problems. Secondly, the generally applicable Markov model does not reflect any special structure of a particular problem. Thus, it is not clear whether and how potentials can be aggregated to save computation by exploring the special structure of the system. The sensitivity point of view and the flexible construction of the sensitivity formulas provide us a new perspective to explore alternative approaches for the performance optimization of systems with some special features.

For any given asynchronous energy-efficient policy  $d \in \mathcal{D}$ , the policy-based continuous-time Markov process  $\{X^{(d)}(t) : t \geq 0\}$  with infinitesimal generator  $Q^{(d)}$  given in (2) is an irreducible, aperiodic, and positive recurrent. Therefore, by using a similar analysis to Ma et al. [31], the long-run average profit of the data center is given by

$$\eta^d = \pi^{(d)} f^{(d)},$$

and the Poisson equation is written as

$$Q^{(d)} g^{(d)} = \eta^d e - f^{(d)}.$$

For State  $(n_1, n_2, n_3)$ , it is seen from (2) that the asynchronous energy-efficient policy  $d$  directly affects not only the elements of the infinitesimal generator  $Q^{(d)}$  but also the reward function  $f^{(d)}$ . That is, if the asynchronous policy  $d$  changes, then the infinitesimal generator  $Q^{(d)}$  and the reward function  $f^{(d)}$  will have their corresponding changes. To express such a change mathematically, we take two different asynchronous energy-efficient policies  $d$  and  $d'$ , both of which correspond to their infinitesimal generators  $Q^{(d)}$  and  $Q^{(d')}$ , and to their reward functions  $f^{(d)}$  and  $f^{(d')}$ .

The following lemma provides a useful equation for the difference  $\eta^{d'} - \eta^d$  of the long-run average performances  $\eta^d$  and  $\eta^{d'}$  for any two asynchronous policies  $d, d' \in \mathcal{D}$ . Here, we only restate it without proof, while readers may refer to Ma et al. [31] for more details.

**Lemma 1.** For any two asynchronous energy-efficient policies  $d, d' \in \mathcal{D}$ , we have

$$\eta^{d'} - \eta^d = \pi^{(d')} \left[ \left( Q^{(d')} - Q^{(d)} \right) g^{(d)} + \left( f^{(d')} - f^{(d)} \right) \right]. \tag{34}$$

Now, we describe the first role played by the performance difference, in which we set up a partial order relation in the policy set  $\mathcal{D}$  so that the optimal asynchronous energy-efficient policy in the finite set  $\mathcal{D}$  can be found by means of finite comparisons. Based on the performance difference  $\eta^{d'} - \eta^d$  for any two asynchronous energy-efficient policies  $d, d' \in \mathcal{D}$ , we can set up a partial order in the policy set  $\mathcal{D}$  as follows. We write  $d' \succ d$  if  $\eta^{d'} > \eta^d$ ;  $d' \approx d$  if  $\eta^{d'} = \eta^d$ ;  $d' \prec d$  if  $\eta^{d'} < \eta^d$ . Furthermore, we write  $d' \succeq d$  if  $\eta^{d'} \geq \eta^d$ ;  $d' \preceq d$  if  $\eta^{d'} \leq \eta^d$ . By using this partial order, our research target is to find an optimal asynchronous policy  $d^* \in \mathcal{D}$  such that  $d^* \succeq d$  for any asynchronous energy-efficient policy  $d \in \mathcal{D}$ , or

$$d^* = \arg \max_{d \in \mathcal{D}} \{ \eta^d \}.$$

Note that the policy set  $\mathcal{D}$  and the state space  $\Omega$  are both finite, thus an enumeration method is feasible for finding the optimal asynchronous energy-efficient policy  $d^*$  in the policy set  $\mathcal{D}$ . Since

$$\mathcal{D} = \left\{ d = d^W \boxtimes d^S : d_{m_1, 0, n_3}^W \in \{0, 1, \dots, m_2\} \text{ for } 1 \leq n_3 \leq m_3; \right. \\ \left. d_{m_1, n_2, n_3}^S \in \{m_2 - n_2, m_2 - n_2 + 1, \dots, m_2\} \text{ for } (m_1, n_2, n_3) \in \Omega_2 \cup \Omega_3 \cup \dots \cup \Omega_{m_2+1} \right\}.$$

It is seen that the policy set  $\mathcal{D}$  contains  $(m_2 + 1)^{m_3} \times 2^{m_3} \times 3^{m_3-1} \times \dots \times (m_2 + 1)^{m_2+1}$  elements so that the enumeration method used to find the optimal policy will require a huge enumeration workload. However, our following work will be able to greatly reduce the amount of searching for the optimal asynchronous policy  $d^*$  by means of the sensitivity-based optimization theory.

Now, we discuss the monotonicity of the long-run average profit  $\eta^d$  with respect to any asynchronous policy  $d$  under the different service prices. Since the setup and sleep policies  $d^W$  and  $d^S$  occur asynchronously and they will not interact with each other at any time, we can, respectively, study the impact of the policies  $d^W$  and  $d^S$  on the long-run average profit  $\eta^d$ . To this end, in what follows we shall discuss three different cases:  $R \geq R_H, 0 \leq R \leq R_L$ , and  $R_L < R < R_H$ .

6.1. The Service Price  $R \geq R_H$

In the case of  $R \geq R_H$ , we discuss the monotonicity and optimality with respect to two different policies: the setup policy and the sleep policy, respectively.

6.1.1. The Setup Policy with  $R \geq R_H^W$

The following theorem analyzes the right-half part of the unimodal structure (see Figure 2) of the long-run average profit  $\eta^d$  with respect to the setup policy—either  $d_{m_1,0,n_3}^W \in \{n_3, n_3 + 1, \dots, m_2\}$  if  $n_3 \leq m_2$  or  $d_{m_1,0,n_3}^W = m_2$  if  $n_3 > m_2$ .

**Theorem 4.** For any setup policy  $d^W$  with  $d^W \boxtimes d^S \in \mathcal{D}$  and for each  $n_3 = 1, 2, \dots, m_3$ , the long-run average profit  $\eta^{d^W \boxtimes d^S}$  is linearly increasing with respect to the setup policy either  $d_{m_1,0,n_3}^W \in \{n_3, n_3 + 1, \dots, m_2\}$  if  $n_3 \leq m_2$  or  $d_{m_1,0,n_3}^W = m_2$  if  $n_3 > m_2$ .

**Proof of Theorem 4.** For each  $n_3 = 1, 2, \dots, m_3$ , we consider two interrelated policies  $d^W \boxtimes d^S, d^{W'} \boxtimes d^S \in \mathcal{D}$  as follows:

$$d^W = (d_{m_1,0,1}^W, d_{m_1,0,2}^W, \dots, d_{m_1,0,n_3-1}^W, \underline{d_{m_1,0,n_3}^W}, d_{m_1,0,n_3+1}^W, \dots, d_{m_1,0,m_3}^W),$$

$$d^{W'} = (d_{m_1,0,1}^W, d_{m_1,0,2}^W, \dots, d_{m_1,0,n_3-1}^W, \underline{n_3 \wedge m_2}, d_{m_1,0,n_3+1}^W, \dots, d_{m_1,0,m_3}^W),$$

where  $d_{m_1,0,n_3}^W \leq n_3 \wedge m_2$ . It is seen that the two policies  $d^W, d^{W'}$  have one difference only between their corresponding decision elements  $d_{m_1,0,n_3}^W$  and  $n_3 \wedge m_2$ . In this case, it is seen from Theorem 1 that  $\mathbf{Q}(d^W \boxtimes d^S) = \mathbf{Q}(d^{W'} \boxtimes d^S)$  and  $\pi(d^W \boxtimes d^S) = \pi(d^{W'} \boxtimes d^S)$ . Furthermore, it is easy to check from (4) to (7) that

$$f^{(d)} - f^{(d')} = \left(0, 0, \dots, 0, -\left(d_{m_1,0,n_3}^W - n_3 \wedge m_2\right) \left[ (P_{2,W} - P_{2,S})C_1 + C_3^{(1)} \right], 0, \dots, 0 \right)^T.$$

Thus, it follows from Lemma 1 that

$$\begin{aligned} & \eta^{d^W \boxtimes d^S} - \eta^{d^{W'} \boxtimes d^S} \\ &= \pi(d^W \boxtimes d^S) \left[ \left( \mathbf{Q}(d^W \boxtimes d^S) - \mathbf{Q}(d^{W'} \boxtimes d^S) \right) \mathbf{g}(d^{W'} \boxtimes d^S) + \left( f^{(d^W)} - f^{(d^{W'})} \right) \right] \\ &= -\pi(d^W \boxtimes d^S) (m_1, 0, n_3) \left( d_{m_1,0,n_3}^W - n_3 \wedge m_2 \right) \left[ (P_{2,W} - P_{2,S})C_1 + C_3^{(1)} \right] \end{aligned}$$

or

$$\eta^{d^W \boxtimes d^S} = \eta^{d^{W'} \boxtimes d^S} - \pi(d^W \boxtimes d^S) (m_1, 0, n_3) \left( d_{m_1,0,n_3}^W - n_3 \wedge m_2 \right) \left[ (P_{2,W} - P_{2,S})C_1 + C_3^{(1)} \right]. \tag{35}$$

Since  $\pi(d^W \boxtimes d^S) = \pi(d^{W'} \boxtimes d^S)$ , it is easy to see that  $\pi(d^{W'} \boxtimes d^S)(m_1, 0, n_3) = \pi(d^{W'} \boxtimes d^S)(m_1, 0, n_3)$  can be determined by  $d_{m_1,0,n_3}^{W'} = n_3 \wedge m_2$ . This indicates that  $\pi(d^{W'} \boxtimes d^S)(m_1, 0, n_3)$  is irrelevant to the decision element  $d_{m_1,0,n_3}^W$ . Furthermore, note that  $\eta^{d^{W'} \boxtimes d^S}$  is irrelevant to the decision element  $d_{m_1,0,n_3}^W$ , and  $P_{2,W} - P_{2,S}$ ,  $C_1$  and  $C_3^{(1)}$  are all positive constants, thus it is easy to see from (35) that the long-run average profit  $\eta^{d^{W'} \boxtimes d^S}$  is linearly decreasing with respect to each decision element  $d_{m_1,0,n_3}^W$  for  $d_{m_1,0,n_3}^W \in \{(n_3 + 1) \wedge m_2, (n_3 + 2) \wedge m_2, \dots, m_2\}$ . It is worth noting that if  $m_2 \leq n_3 \leq m_3$ , then  $d_{m_1,0,n_3}^W \in \{m_2, m_2, \dots, m_2\}$ . This completes the proof.  $\square$

In what follows, we discuss the left-half part of the unimodal structure (see Figure 2) of the long-run average profit  $\eta^d$  with respect to each decision element  $d_{m_1,0,n_3}^W \in \{0, 1, \dots, n_3\}$  if  $n_3 < m_2$ . Compared to analysis of its right-half part, our discussion for the left-half part is a little bit complicated.

Let the optimal setup policy  $d^{W*} = \arg \max_{d^W \boxtimes d^S \in \mathcal{D}} \{ \eta^{d^W \boxtimes d^S} \}$  be

$$d^{W*} = (d_{m_1,0,1}^{W*}, d_{m_1,0,2}^{W*}, \dots, d_{m_1,0,m_3}^{W*}).$$

Then, it is seen from Theorem 4 that

$$d_{m_1,0,n_3}^{W*} = \begin{cases} 0, 1, \dots, n_3, & 1 \leq n_3 \leq m_2, \\ m_2, & m_2 \leq n_3 \leq m_3. \end{cases}$$

Hence, Theorem 4 takes the area of finding the optimal setup policy  $d^{W*}$  from a large set  $\{0, 1, \dots, m_2\}^{m_3}$  to a greatly shrunken area  $\{0, 1\} \times \{0, 1, 2\} \times \dots \times \{0, 1, \dots, m_2 - 1\} \times \{0, 1, \dots, m_2\}^{m_3 - m_2 + 1}$ .

To find the optimal setup policy  $d^{W*}$ , we consider two setup policies with an interrelated structure as follows:

$$\begin{aligned} d^W &= (d_{m_1,0,1}^W, \dots, d_{m_1,0,n_3-1}^W, \underline{d_{m_1,0,n_3}^W}, d_{m_1,0,n_3+1}^W, \dots, d_{m_1,0,m_2}^W, \dots, d_{m_1,0,m_3}^W), \\ d^{W'} &= (d_{m_1,0,1}^W, \dots, d_{m_1,0,n_3-1}^W, \underline{d_{m_1,0,n_3}^{W'}}, d_{m_1,0,n_3+1}^W, \dots, d_{m_1,0,m_2}^W, \dots, d_{m_1,0,m_3}^W), \end{aligned}$$

where  $d_{m_1,0,n_3}^{W'} = i_1 > d_{m_1,0,n_3}^W = i_2$ , and  $d_{m_1,0,n_3}^W, d_{m_1,0,n_3}^{W'} \in \{1, 2, \dots, n_3 \wedge m_2\}$ . It is easy to check from (2) that

$$\mathbf{Q}(d^{W'} \boxtimes d^S) - \mathbf{Q}(d^W \boxtimes d^S) = \begin{pmatrix} 0 & 0 & & 0 & & & \\ \ddots & & \ddots & & \ddots & & \\ & 0 & & 0 & & 0 & \\ & -(i_1 - i_2)\mu_2 \cdots - (m_1\mu_1 + i_2\mu_2) \cdots m_1\mu_1 + i_1\mu_2 & & 0 & & & \\ & 0 & & 0 & & 0 & \\ & & \ddots & & \ddots & & \ddots \\ & & & 0 & & 0 & 0 \end{pmatrix}. \tag{36}$$

On the other hand, from the reward functions given in (8), it is seen that for  $n_3 = 1, 2, \dots, m_2$ , and  $d_{m_1,0,n_3}^W \in \{0, 1, \dots, n_3\}$ ,

$$\begin{aligned} f(d^W)(m_1, 0, n_3) &= - \left[ (P_{2,W} - P_{2,S})C_1 + C_3^{(1)} \right] d_{m_1,0,n_3}^W + Rm_1\mu_1 \\ &\quad - (m_1P_{1,W} + m_2P_{2,S})C_1 - \left[ m_1C_2^{(1)} + n_3C_2^{(3)} \right] - \lambda 1_{\{n_3=m_3\}}C_5 \end{aligned}$$

and

$$f^{(d^{W'})}(m_1, 0, n_3) = - \left[ (P_{2,W} - P_{2,S})C_1 + C_3^{(1)} \right] d_{m_1,0,n_3}^{W'} + Rm_1\mu_1 - (m_1P_{1,W} + m_2P_{2,S})C_1 - \left[ m_1C_2^{(1)} + n_3C_2^{(3)} \right] - \lambda 1_{\{n_3=m_3\}}C_5.$$

Hence, we have

$$f^{(d^{W'})} - f^{(d^W)} = (0, 0, \dots, 0, -(i_2 - i_1)\mu_2\beta_1, 0, \dots, 0)^T. \tag{37}$$

We write that

$$\eta^d|_{d_{m_1,0,n_3}^W=i} = \pi^{(d)}|_{d_{m_1,0,n_3}^W=i} \cdot f^{(d)}|_{d_{m_1,0,n_3}^W=i}.$$

The following theorem discusses the left-half part (see Figure 2) of the unimodal structure of the long-run average profit  $\eta^d$  with respect to each decision element  $d_{m_1,0,n_3}^W \in \{0, 1, \dots, m_2\}$ .

**Theorem 5.** *If  $R \geq R_H^W$ , then for any setup policy  $d^W$  with  $d^W \boxtimes d^S \in \mathcal{D}$  and for each  $n_3 = 1, 2, \dots, m_2$ , the long-run average profit  $\eta^{d^W \boxtimes d^S}$  is strictly monotone and increasing with respect to each decision element  $d_{m_1,0,n_3}^W$  for  $d_{m_1,0,n_3}^W \in \{0, 1, \dots, n_3\}$ .*

**Proof of Theorem 5.** For each  $n_3 = 1, 2, \dots, m_2$ , we consider two setup policies with an interrelated structure as follows:

$$\begin{aligned} d^W &= (d_{m_1,0,1}^W, \dots, d_{m_1,0,n_3-1}^W, \underline{d_{m_1,0,n_3}^W}, d_{m_1,0,n_3+1}^W, \dots, d_{m_1,0,m_2}^W, \dots, d_{m_1,0,m_3}^W), \\ d^{W'} &= (d_{m_1,0,1}^W, \dots, d_{m_1,0,n_3-1}^W, \underline{d_{m_1,0,n_3}^{W'}}, d_{m_1,0,n_3+1}^W, \dots, d_{m_1,0,m_2}^W, \dots, d_{m_1,0,m_3}^W), \end{aligned}$$

where  $d_{m_1,0,n_3}^{W'} = i_1 > d_{m_1,0,n_3}^W = i_2$ , and  $d_{m_1,0,n_3}^W, d_{m_1,0,n_3}^{W'} \in \{0, 1, \dots, n_3\}$ . Applying Lemma 1, it follows from (36) and (37) that

$$\begin{aligned} &\eta^{d^{W'} \boxtimes d^S} - \eta^{d^W \boxtimes d^S} \\ &= \pi^{(d^{W'} \boxtimes d^S)} \left[ \left( \mathbf{Q}^{(d^{W'} \boxtimes d^S)} - \mathbf{Q}^{(d^W \boxtimes d^S)} \right) \mathbf{g}^{(d)} + \left( f^{(d^{W'})} - f^{(d^W)} \right) \right] \\ &= \pi^{(d^{W'} \boxtimes d^S)}(m_1, 0, n_3) \left[ -(i_1 - i_2)\mu_2 g^{(d)}(m_1, 0, n_3) \right. \\ &\quad \left. - (m_1\mu_1 + i_2\mu_2)g^{(d)}(m_1, i_2, n_3 - i_2) \right. \\ &\quad \left. + (m_1\mu_1 + i_1\mu_2)g^{(d)}(m_1, i_1, n_3 - i_1) - (i_1 - i_2)\beta_1 \right] \\ &= \pi^{(d^{W'} \boxtimes d^S)}(m_1, 0, n_3) \left[ m_1\mu_1 G_1^{(d^W)} - i_1\mu_2 \left( G_2^{(d^W)} + \beta_1 \right) + i_2\mu_2 \left( G_3^{(d^W)} + \beta_1 \right) \right] \\ &= \pi^{(d^{W'} \boxtimes d^S)}(m_1, 0, n_3) G^{(d^W)}. \end{aligned} \tag{38}$$

If  $R \geq R_H^W$ , then it is seen from Proposition 1 that  $G^{(d^W)} \geq 0$ . Thus, we get that for the two policies  $d^W \boxtimes d^S, d^{W'} \boxtimes d^S \in \mathcal{D}$  with  $d_{m_1,0,n_3}^{W'} > d_{m_1,0,n_3}^W$  and  $d_{m_1,0,n_3}^W, d_{m_1,0,n_3}^{W'} \in \{0, 1, \dots, n_3\}$ ,

$$\eta^{d^{W'} \boxtimes d^S} > \eta^{d^W \boxtimes d^S}.$$

This shows that

$$\eta^d|_{d_{m_1,0,n_3}^W=1} < \eta^d|_{d_{m_1,0,n_3}^W=2} < \dots < \eta^d|_{d_{m_1,0,n_3}^W=n_3-1} < \eta^d|_{d_{m_1,0,n_3}^W=n_3}.$$

This completes the proof.  $\square$



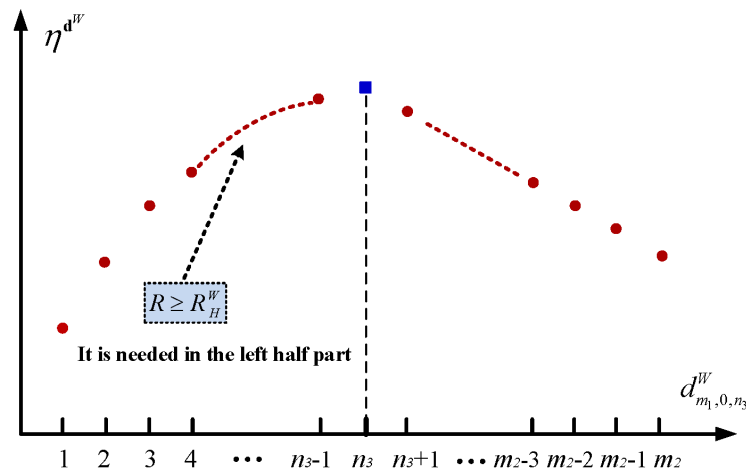


Figure 2. The unimodal structure of the long-run average profit by the setup policy.

When  $R \geq R_H^W$ , now we use Figure 2 to provide an intuitive summary for the main results given in Theorems 4 and 5. In the right-half part of Figure 2,

$$\eta^{d^W \boxtimes d^S} = \eta^{d^{W'} \boxtimes d^S} - \pi(d^{W'} \boxtimes d^S)(m_1, 0, n_3) \left( d_{m_1,0,n_3}^W - n_3 \right) \left[ (P_{2,W} - P_{2,S})C_1 + C_3^{(1)} \right]$$

shows that  $\eta^{d^W \boxtimes d^S}$  is a linear function of the decision element  $d_{m_1,0,n_3}^W$ . By contrast, in the right-half part of Figure 2, we need to first introduce a restrictive condition:  $R \geq R_H^W$ , under which

$$\eta^{d^{W'} \boxtimes d^S} - \eta^{d^W \boxtimes d^S} = \pi(d^{W'} \boxtimes d^S)(m_1, 0, n_3) G(d^W).$$

Since  $G(d^W)$  also depends on the decision element  $d_{m_1,0,n_3}^W$ , it is clear that  $\eta^{d^W \boxtimes d^S}$  is a nonlinear function of the decision element  $d_{m_1,0,n_3}^W$ .

### 6.1.2. The Sleep Policy with $R \geq R_H^S$

It is different from the setup policy in that, for the sleep policy, each decision element is  $d_{m_1,n_2,n_3}^S \in \{m_2 - n_2, m_2 - n_2 + 1, \dots, m_2\}$ . Hence, we just consider the structural properties of the long-run average profit  $\eta^{d^W \boxtimes d^S}$  with respect to each decision element  $d_{m_1,n_2,n_3}^S$ .

We write the optimal sleep policy as  $d^{S*} = \arg \max_{d^W \boxtimes d^S \in \mathcal{D}} \{ \eta^{d^W \boxtimes d^S} \}$ , where

$$d^{S*} = \left( d_{m_1,1,0}^{S*}, d_{m_1,1,1}^{S*}, \dots, d_{m_1,1,m_3-1}^{S*}; d_{m_1,2,0}^{S*}, \dots, d_{m_1,2,m_3-2}^{S*}; \dots; d_{m_1,m_2,0}^{S*}, \dots, d_{m_1,m_2,m_3-m_2}^{S*} \right).$$

Then, it is seen that

$$\begin{aligned} d_{m_1,1,0}^{S*} &\in \{m_2 - 1, m_2\}, \dots, d_{m_1,1,m_3-1}^{S*} \in \{m_2 - 1, m_2\}; \\ d_{m_1,2,0}^{S*} &\in \{m_2 - 2, m_2 - 1, m_2\}, \dots, d_{m_1,2,m_3-2}^{S*} \in \{m_2 - 2, m_2 - 1, m_2\}; \\ &\vdots \\ d_{m_1,m_2,0}^{S*} &\in \{0, 1, \dots, m_2\}, \dots, d_{m_1,m_2,m_3-m_2}^{S*} \in \{0, 1, \dots, m_2\}. \end{aligned}$$

It is easy to see that the area of finding the optimal sleep policy  $d^{S*}$  is  $\{m_2 - 1, m_2\}^{m_3} \times \{m_2 - 2, m_2 - 1, m_2\}^{m_3-1} \times \dots \times \{0, 1, \dots, m_2\}^{m_3-m_2}$ .



**Proof of Theorem 6.** For each  $n_2 = 1, 2, \dots, m_2$  and  $n_3 = 1, 2, \dots, m_3 - n_2$ , we consider two sleep policies with an interrelated structure as follows:

$$\begin{aligned} \mathbf{d}^S &= \left( d_{m_1,1,0}^S, \dots, d_{m_1,n_2,n_3-1}^S, \underline{d_{m_1,n_2,n_3}^S}, d_{m_1,n_2,n_3+1}^S, \dots, d_{m_1,m_2,m_3-m_2}^S \right), \\ \mathbf{d}^{S'} &= \left( d_{m_1,1,0}^S, \dots, d_{m_1,n_2,n_3-1}^S, \underline{d_{m_1,n_2,n_3}^{S'}}, d_{m_1,n_2,n_3+1}^S, \dots, d_{m_1,m_2,m_3-m_2}^S \right), \end{aligned}$$

where  $d_{m_1,n_2,n_3}^{S'} = m_2 - j_2 > d_{m_1,n_2,n_3}^S = m_2 - j_1$ ,  $0 \leq j_2 < j_1 \leq n_2$  and  $d_{m_1,n_2,n_3}^S, d_{m_1,n_2,n_3}^{S'} \in \{m_2 - n_2, m_2 - n_2 + 1, \dots, m_2\}$ . Applying Lemma 1, it follows from (39) and (40) that

$$\begin{aligned} &\eta^{\mathbf{d}^W \boxtimes \mathbf{d}^{S'}} - \eta^{\mathbf{d}^W \boxtimes \mathbf{d}^S} \\ &= \pi^{\left(\mathbf{d}^W \boxtimes \mathbf{d}^{S'}\right)} \left[ \left( \mathbf{Q}^{\left(\mathbf{d}^W \boxtimes \mathbf{d}^{S'}\right)} - \mathbf{Q}^{\left(\mathbf{d}^W \boxtimes \mathbf{d}^S\right)} \right) \mathbf{g}^{\left(\mathbf{d}\right)} + \left( \mathbf{f}^{\left(\mathbf{d}^{S'}\right)} - \mathbf{f}^{\left(\mathbf{d}^S\right)} \right) \right] \\ &= \pi^{\left(\mathbf{d}^W \boxtimes \mathbf{d}^{S'}\right)} \left( m_1, n_2, n_3 \right) \left[ \left( m_1 \mu_1 + j_2 \mu_2 \right) g^{\left(\mathbf{d}\right)} \left( m_1, j_2, n_3 + n_2 - j_2 \right) \right. \\ &\quad \left. - \left( m_1 \mu_1 + j_1 \mu_2 \right) g^{\left(\mathbf{d}\right)} \left( m_1, j_1, n_3 + n_2 - j_1 \right) - \left( j_2 - j_1 \right) \mu_2 g^{\left(\mathbf{d}\right)} \left( m_1, n_2, n_3 \right) - \left( j_2 - j_1 \right) \mu_2 \beta_2 \right] \quad (41) \\ &= \pi^{\left(\mathbf{d}^W \boxtimes \mathbf{d}^{S'}\right)} \left( m_1, n_2, n_3 \right) \left[ m_1 \mu_1 G_1^{\left(\mathbf{d}^S\right)} + j_1 \mu_2 \left( G_2^{\left(\mathbf{d}^S\right)} + \beta_2 \right) - j_2 \mu_2 \left( G_3^{\left(\mathbf{d}^S\right)} + \beta_2 \right) \right] \\ &= \pi^{\left(\mathbf{d}^W \boxtimes \mathbf{d}^{S'}\right)} \left( m_1, n_2, n_3 \right) G^{\left(\mathbf{d}^S\right)}. \end{aligned}$$

It is worthwhile to note that (41) has the same form as (38), since the perturbation of the sleep policy,  $j_1$ , and  $j_2$  denote the number of the working servers. If  $R \geq R_H^S$ , then it is seen from Proposition 1 that for  $j_2 < j_1$ , we have  $G^{\left(\mathbf{d}^S\right)} \geq 0$ . Thus, we get that for  $j_2 < j_1$  and  $j_1, j_2 \in \{0, 1, \dots, n_2\}$ ,

$$\eta^{\mathbf{d}^W \boxtimes \mathbf{d}^{S'}} > \eta^{\mathbf{d}^W \boxtimes \mathbf{d}^S},$$

this shows that  $\eta^{\mathbf{d}^W \boxtimes \mathbf{d}^S}$  is strictly monotone increasing with respect to  $m_2 - d_{m_1,n_2,n_3}^S$ . Thus, we get that for the two policies  $\mathbf{d}^W \boxtimes \mathbf{d}^S, \mathbf{d}^W \boxtimes \mathbf{d}^{S'} \in \mathcal{D}$  with  $d_{m_1,n_2,n_3}^S > d_{m_1,n_2,n_3}^{S'}$  and  $d_{m_1,n_2,n_3}^S, d_{m_1,n_2,n_3}^{S'} \in \{m_2 - n_2, m_2 - n_2 + 1, \dots, m_2\}$ ,

$$\eta^{\mathbf{d}^W \boxtimes \mathbf{d}^{S'}} < \eta^{\mathbf{d}^W \boxtimes \mathbf{d}^S}.$$

It is easy to see that

$$\eta^{\mathbf{d}} \Big|_{d_{m_1,n_2,n_3}^S = m_2 - n_2} > \eta^{\mathbf{d}} \Big|_{d_{m_1,n_2,n_3}^S = m_2 - n_2 + 1} > \dots > \eta^{\mathbf{d}} \Big|_{d_{m_1,n_2,n_3}^S = m_2}.$$

This completes the proof.  $\square$

When  $R \geq R_H^S$ , now we use Figure 3 to provide an intuitive summary for the main results given in Theorems 6. According to (41),  $G^{\left(\mathbf{d}^S\right)}$  depends on  $d_{m_1,n_2,n_3}^S$ , and it is clear that  $\eta^{\mathbf{d}^W \boxtimes \mathbf{d}^S}$  is a nonlinear function of  $d_{m_1,n_2,n_3}^S$ .

As a simple summarization of Theorems 5 and 6, we obtain the monotone structure of the long-run average profit  $\eta^{\mathbf{d}}$  with respect to the asynchronous energy-efficient policy, while its proof is easy only on the condition that  $R \geq R_H$  makes  $R \geq R_H^W$  and  $R \geq R_H^S$ .

**Theorem 7.** If  $R \geq R_H$ , then for any policy  $\mathbf{d} \in \mathcal{D}$ , the long-run average profit  $\eta^{\mathbf{d}}$  is strictly monotone with respect to each decision element of  $\mathbf{d}^W$  and of  $\mathbf{d}^S$ , respectively.

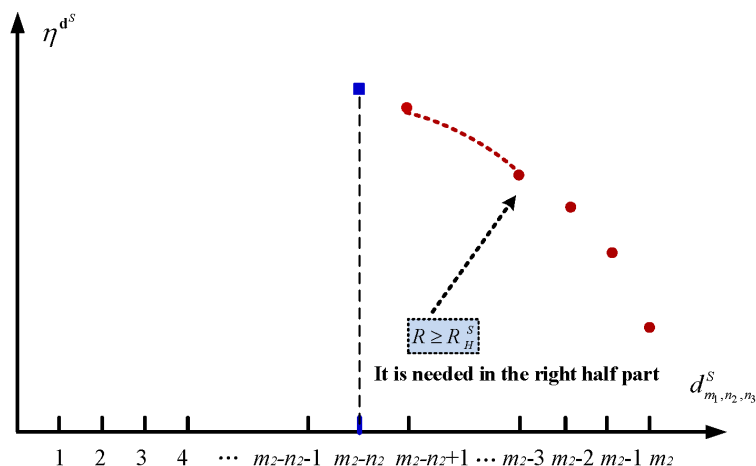


Figure 3. The monotone structure of the long-run average profit by the sleep policy.

6.2. The Service Price  $0 \leq R \leq R_L$

A similar analysis to that of the case  $R \geq R_H$ , we simply discuss the service price  $0 \leq R \leq R_L$  for the monotonicity and optimality for two different policies: the setup policy and the sleep policy.

6.2.1. The Setup Policy with  $0 \leq R \leq R_L^W$

**Theorem 8.** If  $0 \leq R \leq R_L^W$ , for any setup policy  $d^W$  with  $d^W \boxtimes d^S \in \mathcal{D}$  and for each  $n_3 = 1, 2, \dots, m_2$ , then the long-run average profit  $\eta^{d^W \boxtimes d^S}$  is strictly monotone decreasing with respect to each decision element  $d_{m_1, 0, n_3}^W \in \{0, 1, \dots, n_3\}$ .

**Proof of Theorem 8.** This proof is similar to that of Theorem 5. For each  $n_3 = 1, 2, \dots, m_2$ , we consider two setup policies with an interrelated structure as follows:

$$d^W = (d_{m_1, 0, 1}^W, \dots, d_{m_1, 0, n_3 - 1}^W, \underline{d_{m_1, 0, n_3}^W}, d_{m_1, 0, n_3 + 1}^W, \dots, d_{m_1, 0, m_2}^W, \dots, d_{m_1, 0, m_3}^W),$$

$$d^{W'} = (d_{m_1, 0, 1}^W, \dots, d_{m_1, 0, n_3 - 1}^W, \underline{d_{m_1, 0, n_3}^{W'}}, d_{m_1, 0, n_3 + 1}^W, \dots, d_{m_1, 0, m_2}^W, \dots, d_{m_1, 0, m_3}^W),$$

where  $d_{m_1, 0, n_3}^{W'} = i_1 > d_{m_1, 0, n_3}^W = i_2$ , and  $d_{m_1, 0, n_3}^W, d_{m_1, 0, n_3}^{W'} \in \{0, 1, \dots, n_3\}$  for  $1 \leq n_3 \leq m_2$ . It is clear that

$$\eta^{d^{W'} \boxtimes d^S} - \eta^{d^W \boxtimes d^S} = \pi^{(d^{W'} \boxtimes d^S)}(m_1, 0, n_3)G(d^W).$$

If  $0 \leq R \leq R_L^W$ , then it is seen from Proposition 1 that  $G(d^W) \leq 0$ . Thus, we get that for the two setup policies with  $d_{m_1, 0, n_3}^{W'} < d_{m_1, 0, n_3}^W$  and  $d_{m_1, 0, n_3}^W, d_{m_1, 0, n_3}^{W'} \in \{0, 1, \dots, n_3\}$ ,

$$\eta^{d^{W'} \boxtimes d^S} < \eta^{d^W \boxtimes d^S}.$$

This shows that for  $1 \leq n_3 \leq m_2$ ,

$$\eta^d|_{d_{m_1, 0, n_3}^W = 1} > \eta^d|_{d_{m_1, 0, n_3}^W = 2} > \dots > \eta^d|_{d_{m_1, 0, n_3}^W = n_3 - 1} > \eta^d|_{d_{m_1, 0, n_3}^W = n_3}.$$

This completes the proof.  $\square$

When  $0 \leq R \leq R_L^W$ , we also use Figure 4 to provide an intuitive summary for the main results given in Theorems 4 and 8.

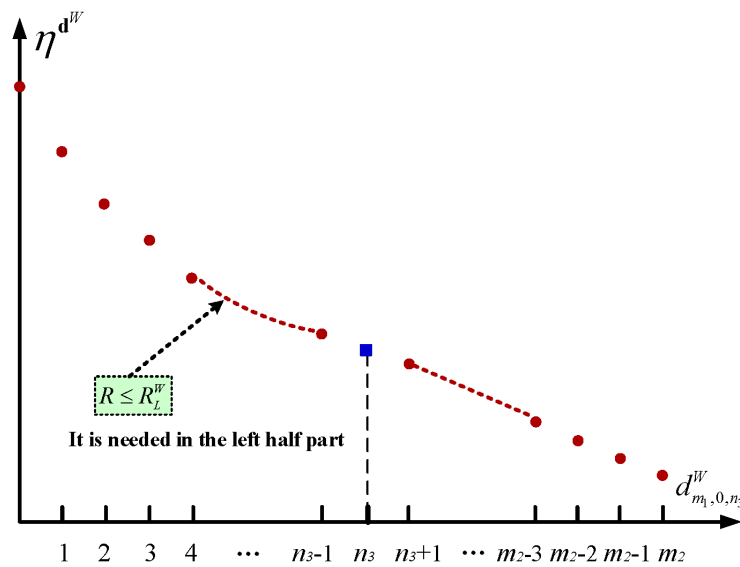


Figure 4. The decreasing structure of the long-run average profit by the setup policy.

6.2.2. The Sleep Policy with  $0 \leq R \leq R_L^S$

**Theorem 9.** If  $0 \leq R \leq R_L^S$ , then for any sleep policy  $d^S$  with  $d^W \boxtimes d^S \in \mathcal{D}$  and for each  $n_2 = 1, 2, \dots, m_2$ ,  $n_3 = 0, 1, \dots, m_3 - n_2$ , the long-run average profit  $\eta^{d^W \boxtimes d^S}$  is strictly monotone increasing with respect to each decision element  $d_{m_1, n_2, n_3}^S$ , for  $d_{m_1, n_2, n_3}^S \in \{m_2 - n_2, m_2 - n_2 + 1, \dots, m_2\}$ .

**Proof of Theorem 9.** This proof is similar to that of Theorem 6. For each  $n_2 = 1, 2, \dots, m_2$  and  $n_3 = 0, 1, \dots, m_3 - n_2$ , we consider two sleep policies with an interrelated structure as follows:

$$d^S = (d_{m_1, 1, 0}^S, d_{m_1, 1, 1}^S, \dots, d_{m_1, n_2, n_3 - 1}^S, \underline{d_{m_1, n_2, n_3}^S}, d_{m_1, n_2, n_3 + 1}^S, \dots, d_{m_1, m_2, m_3 - m_2}^S),$$

$$d^{S'} = (d_{m_1, 1, 0}^S, d_{m_1, 1, 1}^S, \dots, d_{m_1, n_2, n_3 - 1}^S, \underline{d_{m_1, n_2, n_3}^{S'}}, d_{m_1, n_2, n_3 + 1}^S, \dots, d_{m_1, m_2, m_3 - m_2}^S),$$

where  $d_{m_1, n_2, n_3}^{S'} = m_2 - j_2 > d_{m_1, n_2, n_3}^S = m_2 - j_1$ ,  $0 \leq j_2 < j_1 \leq n_2$  and  $d_{m_1, n_2, n_3}^S, d_{m_1, n_2, n_3}^{S'} \in \{m_2 - n_2, m_2 - n_2 + 1, \dots, m_2\}$ . It is clear that

$$\eta^{d^W \boxtimes d^{S'}} - \eta^{d^W \boxtimes d^S} = \pi^{(d^W \boxtimes d^{S'})}(m_1, n_2, n_3)G^{(d^S)}.$$

By a similar analysis to that in Theorem 6, if  $0 \leq R \leq R_L^S$ , then it is seen from Proposition 1 that for  $j_2 < j_1$ , we have  $G^{(d^S)} \leq 0$ . Thus, we get that for  $j_2 < j_1$  and  $j_1, j_2 \in \{0, 1, \dots, n_2\}$ ,  $\eta^{d^W \boxtimes d^S}$  is strictly monotone decreasing with respect to  $m_2 - d_{m_1, n_2, n_3}^S$ , hence it is also strictly monotone increasing with respect to  $d_{m_1, n_2, n_3}^S$ . Thus, we get that for the two sleep policies with  $d_{m_1, n_2, n_3}^S < d_{m_1, n_2, n_3}^{S'}$  and  $d_{m_1, n_2, n_3}^S, d_{m_1, n_2, n_3}^{S'} \in \{m_2 - n_2, m_2 - n_2 + 1, \dots, m_2\}$ ,

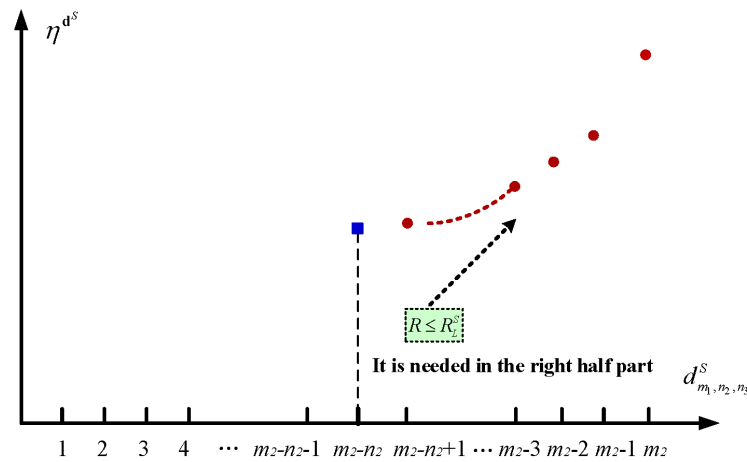
$$\eta^{d^W \boxtimes d^{S'}} < \eta^{d^W \boxtimes d^S}.$$

This shows that

$$\eta^d|_{d_{m_1, n_2, n_3}^S = m_2 - n_2} < \eta^d|_{d_{m_1, n_2, n_3}^S = m_2 - n_2 + 1} < \dots < \eta^d|_{d_{m_1, n_2, n_3}^S = m_2}.$$

This completes the proof.  $\square$

When  $0 \leq R \leq R_L^S$ , we also use Figure 5 to provide an intuitive summary for the main results given in Theorem 9.



**Figure 5.** The increasing structure of the long-run average profit by the sleep policy.

As a simple summarization of Theorems 8 and 9, the following theorem further describes monotone structure of the long-run average profit  $\eta^d$  with respect to the asynchronous energy-efficient policy, while its proof is easy only through using the condition that  $0 \leq R \leq R_L$  makes  $0 \leq R \leq R_L^W$  and  $0 \leq R \leq R_L^S$ .

**Theorem 10.** *If  $0 \leq R \leq R_L$ , then for any asynchronous energy-efficient policy  $d \in \mathcal{D}$ , the long-run average profit  $\eta^d$  is strictly monotone with respect to each decision element of  $d^W$  and of  $d^S$ , respectively.*

In the remainder of this section, we discuss a more complicated case with the service price  $R_L < R < R_H$ . In this case, we use the bang–bang control and the asynchronous structure of  $d \in \mathcal{D}$  to prove that the optimal asynchronous energy-efficient policies  $d^{W*}$  and  $d^{S*}$  both have bang–bang control forms.

### 6.3. The Service Price $R_L < R < R_H$

For the price  $R_L < R < R_H$ , we can further derive the following theorems about the monotonicity of  $\eta^d$  with respect to the setup policy and the sleep policy, respectively.

#### 6.3.1. The Setup Policy with $R_L^W < R < R_H^W$

For the service price  $R_L^W < R < R_H^W$ , the following theorem provides the monotonicity of  $\eta^d$  with respect to the decision element  $d_{m_1, 0, n_3}^W$ .

**Theorem 11.** *If  $R_L^W < R < R_H^W$ , then the long-run average profit  $\eta^{d^W \boxtimes d^S}$  is monotone (either increasing or decreasing) with respect to the decision element  $d_{m_1, 0, n_3}^W$ , where  $n_3 = 1, 2, \dots, m_3$  and  $d_{m_1, 0, n_3}^W \in \{0, 1, \dots, n_3\}$ .*

**Proof of Theorem 11.** Similarly to the first part of the proof for Theorem 5, we consider any two setup policies with an interrelated structure as follows:

$$d^W = (d_{m_1, 0, 1}^W, \dots, d_{m_1, 0, n_3 - 1}^W, \underline{d_{m_1, 0, n_3}^W}, d_{m_1, 0, n_3 + 1}^W, \dots, d_{m_1, 0, m_2}^W, \dots, d_{m_1, 0, m_3}^W),$$

$$d^{W'} = (d_{m_1, 0, 1}^W, \dots, d_{m_1, 0, n_3 - 1}^W, \underline{d_{m_1, 0, n_3}^{W'}}, d_{m_1, 0, n_3 + 1}^W, \dots, d_{m_1, 0, m_2}^W, \dots, d_{m_1, 0, m_3}^W),$$

where  $d_{m_1, 0, n_3}^W, d_{m_1, 0, n_3}^{W'} \in \{0, 1, \dots, n_3\}$ . Applying Lemma 1, we obtain

$$\eta^{d^{W'} \boxtimes d^S} - \eta^{d^W \boxtimes d^S} = \pi^{(d^{W'} \boxtimes d^S)}(m_1, 0, n_3)G(d^W). \tag{42}$$

On the other hand, we can similarly obtain the following difference equation

$$\eta^{d^W \boxtimes d^S} - \eta^{d^{W'} \boxtimes d^S} = -\pi(d^W \boxtimes d^S)(m_1, 0, n_3)G(d^{W'}). \tag{43}$$

By summing (42) and (43), we have

$$\pi(d^{W'} \boxtimes d^S)(m_1, 0, n_3)G(d^W) - \pi(d^W \boxtimes d^S)(m_1, 0, n_3)G(d^{W'}) = 0.$$

Therefore, we have the *sign conservation equation*

$$\frac{G(d^W)}{G(d^{W'})} = \frac{\pi(d^W \boxtimes d^S)(m_1, 0, n_3)}{\pi(d^{W'} \boxtimes d^S)(m_1, 0, n_3)} > 0. \tag{44}$$

The above equation means that the sign of  $G(d^W)$  and  $G(d^{W'})$  are always identical when a particular decision element  $d_{m_1,0,n_3}^W$  is changed to any  $d_{m_1,0,n_3}^{W'}$ . With the sign conservation Equation (44) and the performance difference Equation (43), we can directly derive that the long-run average profit  $\eta^{d^W \boxtimes d^S}$  is monotone with respect to  $d_{m_1,0,n_3}^W$ . This completes the proof.  $\square$

Based on Theorem 11, the following corollary directly derives that the optimal decision element  $d_{m_1,0,n_3}^{W*}$  has a bang–bang control form (see more details in Cao [34] and Xia and Chen [35]).

**Corollary 1.** *For the setup policy, the optimal decision element  $d_{m_1,0,n_3}^{W*}$  is either 0 or  $n_3$ , i.e., the bang–bang control is optimal.*

With Corollary 1, we should either keep all servers in sleep mode or turn on the servers such that the number of working servers equals the number of waiting jobs in the buffer. In addition, we can see that the search space of  $d_{m_1,0,n_3}^W$  can be reduced from  $\{0, 1, \dots, n_3\}$  to a two-element set  $\{0, n_3\}$ , which is a significant reduction of search complexity.

### 6.3.2. The Sleep Policy with $R_L^S < R < R_H^S$

For the service price  $R_L^S < R < R_H^S$ , the following theorem provides the monotonicity of  $\eta^d$  with respect to the decision element  $d_{m_1,n_2,n_3}^S$ .

**Theorem 12.** *If  $R_L^S < R < R_H^S$ , then the long-run average profit  $\eta^{d^W \boxtimes d^S}$  is monotone (either increasing or decreasing) with respect to the decision element  $d_{m_1,n_2,n_3}^S$ , where  $n_2 = 1, 2, \dots, m_2$ ,  $n_3 = 0, 1, \dots, m_3 - n_2$  and  $d_{m_1,n_2,n_3}^S \in \{m_2 - n_2, m_2 - n_2 + 1, \dots, m_2\}$ .*

**Proof of Theorem 12.** Similar to the proof for Theorem 11, we consider any two sleep policies with an interrelated structure as follows:

$$\begin{aligned} d^S &= (d_{m_1,1,0}^S, d_{m_1,1,1}^S, \dots, d_{m_1,n_2,n_3-1}^S, \underline{d_{m_1,n_2,n_3}^S}, d_{m_1,n_2,n_3+1}^S, \dots, d_{m_1,m_2,m_3-m_2}^S), \\ d^{S'} &= (d_{m_1,1,0}^S, d_{m_1,1,1}^S, \dots, d_{m_1,n_2,n_3-1}^S, \underline{d_{m_1,n_2,n_3}^{S'}}, d_{m_1,n_2,n_3+1}^S, \dots, d_{m_1,m_2,m_3-m_2}^S), \end{aligned}$$

where  $d_{m_1,n_2,n_3}^S, d_{m_1,n_2,n_3}^{S'} \in \{0, 1, \dots, m_2\}$ . Applying Lemma 1, we obtain

$$\eta^{d^W \boxtimes d^{S'}} - \eta^{d^W \boxtimes d^S} = \pi(d^W \boxtimes d^{S'})(m_1, n_2, n_3)G(d^S). \tag{45}$$

On the other hand, we can also obtain the following difference equation:

$$\eta^{d^W \boxtimes d^S} - \eta^{d^W \boxtimes d^{S'}} = -\pi(d^W \boxtimes d^S)(m_1, n_2, n_3)G(d^{S'}). \tag{46}$$

Thus, the *sign conservation equation* is given by

$$\frac{G(d^S)}{G(d^{S'})} = \frac{\pi(d^W \boxtimes d^S)(m_1, n_2, n_3)}{\pi(d^W \boxtimes d^{S'})(m_1, n_2, n_3)} > 0. \quad (47)$$

This means that the signs of  $G(d^S)$  and  $G(d^{S'})$  are always identical when a particular decision element  $d_{m_1, n_2, n_3}^S$  is changed to any  $d_{m_1, n_2, n_3}^{S'}$ . We can directly derive that the long-run average profit  $\eta^{d^W \boxtimes d^S}$  is monotone with respect to  $d_{m_1, n_2, n_3}^S$ . This completes the proof.  $\square$

**Corollary 2.** *For the sleep policy, the optimal decision element  $d_{m_1, n_2, n_3}^{S*}$  is either  $m_2 - n_2$  or  $m_2$ , i.e., the bang–bang control is optimal.*

With Corollary 2, we should either keep all in sleep or turn off the servers such that the number of sleeping servers equals the number of servers without jobs in Group 2. We can see that the search space of  $d_{m_1, n_2, n_3}^S$  can be reduced from  $\{m_2 - n_2, m_2 - n_2 + 1, \dots, m_2\}$  to a two-element set  $\{m_2 - n_2, m_2\}$ , hence this is also a significant reduction of search complexity.

It is seen from Corollaries 1 and 2 that the form of the bang–bang control is very simple and easy to adopt in practice, while the optimality of the bang–bang control guarantees the performance confidence of such simple forms of control. This makes up the threshold-type of the optimal asynchronous energy-efficient policy in the data center.

## 7. The Maximal Long-Run Average Profit

In this section, we provide the optimal asynchronous dynamic policy  $d^*$  of the threshold-type in the energy-efficient data center and further compute the maximal long-run average profit.

We introduce some notation as follows:

$$\begin{aligned} c_0 &= (P_{2,W} - P_{2,S})C_1, \\ c_1 &= (m_1 P_{1,W} + m_2 P_{2,W})C_1, \\ c_2 &= (m_1 P_{1,W} + m_2 P_{2,W})C_1 + m_1 C_2^{(1)}, \\ c_3 &= (m_1 P_{1,W} + m_2 P_{2,W})C_1 + m_1 C_2^{(1)} + m_2 C_3^{(1)}, \\ c_4 &= (m_1 P_{1,W} + m_2 P_{2,W})C_1 + m_1 C_2^{(1)} + m_1 \mu_1 1_{\{n_2 > 0, n_3 = 0\}} C_4, \\ c_5 &= (m_1 P_{1,W} + m_2 P_{2,W})C_1 + m_1 C_2^{(1)} + m_2 C_2^{(2)} + m_1 \mu_1 1_{\{n_2 > 0, n_3 = 0\}} C_4 + \lambda 1_{\{n_2 + n_3 = m_3\}} C_5. \end{aligned} \quad (48)$$

Now, we express the optimal asynchronous energy-efficient policy  $d^*$  of the threshold-type and compute the maximal long-run average profit  $\eta^{d^*}$  under three different service prices as follows:

**Case 1.** *The service price  $R \geq R_H$*

*It follows from Theorem 7 that*

$$\begin{aligned} d^{W*} &= (1, 2, \dots, n_3, \dots, m_2, \dots, m_2), \\ d^{S*} &= (m_2 - 1, \dots, m_2 - 1; \dots; m_2 - n_2, \dots, m_2 - n_2; \dots; 1, \dots, 1; 0, \dots, 0), \end{aligned}$$



thus we have

$$\begin{aligned} \eta^{d^*} = & \sum_{n_1=0}^{m_1} \pi^{(d)}(n_1, 0, 0) \left[ (R\mu_1 - C_2^{(1)})n_1 - c_1 \right] \\ & + \sum_{n_3=1}^{m_3} \pi^{(d)}(m_1, 0, n_3) \left[ Rm_1\mu_1 - c_2 - (c_0 + C_3^{(1)})(n_3 \wedge m_2) - C_2^{(3)}n_3 \right] \\ & + \sum_{n_3=0}^{m_3-n_2} \sum_{n_2=0}^{m_2} \pi^{(d)}(m_1, n_2, n_3) \left[ Rm_1\mu_1 - c_4 + (R\mu_2 - c_0 - C_2^{(2)})n_2 - C_2^{(3)}n_3 \right] \\ & + \sum_{n_3=m_3-m_2+1}^{m_3} \pi^{(d)}(m_1, m_2, n_3) \left[ R(m_1\mu_1 + m_2\mu_2) - c_5 - C_2^{(3)}n_3 \right]. \end{aligned}$$

**Case 2.** The service price  $0 \leq R \leq R_L$

It follows from Theorem 10 that

$$\begin{aligned} d^{W^*} &= (0, 0, \dots, 0), \\ d^{S^*} &= (m_2, m_2, \dots, m_2), \end{aligned}$$

thus we have

$$\begin{aligned} \eta^{d^*} = & \sum_{n_1=0}^{m_1} \pi^{(d)}(n_1, 0, 0) \left[ (R\mu_1 - C_2^{(1)})n_1 - c_1 \right] + \sum_{n_3=1}^{m_3} \pi^{(d)}(m_1, 0, n_3) \left[ Rm_1\mu_1 - c_2 - C_2^{(3)}n_3 \right] \\ & + \sum_{n_3=0}^{m_3-n_2} \sum_{n_2=0}^{m_2} \pi^{(d)}(m_1, n_2, n_3) \left[ Rm_1\mu_1 - c_4 - (C_2^{(2)} + C_3^{(2)})n_2 - C_2^{(3)}n_3 \right] \\ & + \sum_{n_3=m_3-m_2+1}^{m_3} \pi^{(d)}(m_1, m_2, n_3) \left[ R(m_1\mu_1 + m_2\mu_2) - c_5 - C_2^{(3)}n_3 \right]. \end{aligned}$$

**Remark 5.** The above results are intuitive because when the service price is suitably high, the number of working servers is equal to a crucial number related to waiting jobs both in Group 2 and in the buffer; when the service price is lower, each server at the work state must pay a high energy consumption cost, but they receive only a low revenue. In this case, the profit of the data center cannot increase, so that all the servers in Group 2 would like to be closed at the sleep state.

**Case 3.** The service price  $R_L < R < R_H$

In Section 6.3, we have, respectively, proven the optimality of the bang–bang control for the setup and sleep policies, regardless of the service price  $R$ . However, if  $R_L < R < R_H$ , we cannot exactly determine the monotone form (i.e., increasing or decreasing) of the optimal asynchronous energy-efficient policy. This makes the threshold-type of the optimal asynchronous energy-efficient policy in the data center. In fact, such a threshold-type policy also provides us with a choice to compute the optimal setup and sleep policies, they not only have a very simple form but are also widely adopted in numerical applications.

In what follows, we focus our study on the threshold-type asynchronous policy, although its optimality is not yet proven in our next analysis.

We define a couple of threshold-type control parameters as follows:

$$\{(\theta_1, \theta_2) : \theta_1, \theta_2 = 0, 1, \dots, m_2\},$$

where  $\theta_1$  and  $\theta_2$  are setup and sleep thresholds, respectively. Furthermore, we introduce two interesting subsets of the policy set  $\mathcal{D}$ . We write  $\mathbf{d}_{\theta_1}^W$  as a threshold-type setup policy and  $\mathbf{d}_{\theta_2}^S$  as a threshold-type sleep policy. Let

$$\mathbf{d}_{\theta_1}^W \stackrel{\text{def}}{=} \left( \underbrace{0, 0, \dots, 0}_{\theta_1 - 1 \text{ zeros}}, \theta_1, \theta_1 + 1, \dots, m_2, \dots, m_2 \right),$$

$$\mathbf{d}_{\theta_2}^S \stackrel{\text{def}}{=} \left( 0, 0, \dots, 0; \dots; m_2 - (\theta_2 + 1), \dots, m_2 - (\theta_2 + 1); m_2 - \theta_2, \dots, m_2 - \theta_2; \underbrace{m_2, \dots, m_2}_{(m_3 - \frac{1}{2}\theta_2)(\theta_2 - 1) m_2 S} \right).$$

Then

$$\mathcal{D}^\Delta = \left\{ \mathbf{d}_{(\theta_1, \theta_2)} : \mathbf{d}_{(\theta_1, \theta_2)} = \mathbf{d}_{\theta_1}^W \boxtimes \mathbf{d}_{\theta_2}^S, \theta_1, \theta_2 = 0, 1, \dots, m_2 \right\}.$$

It is easy to see that  $\mathcal{D}^\Delta \subset \mathcal{D}$ .

For an asynchronous energy-efficient policy  $\mathbf{d}_{(\theta_1, \theta_2)}$ , it follows from (4) to (7) that for  $n_1 = 0, 1, \dots, m_1$  and  $n_2 = n_3 = 0$ ,

$$f(n_1, 0, 0) = Rn_1\mu_1 - (m_1P_{1,W} + m_2P_{2,S})C_1 - n_1C_2^{(1)};$$

for  $n_1 = m_1, n_2 = 0$  and  $n_3 = 1, 2, \dots, \theta_1 - 1$ ,

$$f(\mathbf{d}_{\theta_1}^W)(m_1, 0, n_3) = Rm_1\mu_1 - (m_1P_{1,W} + m_2P_{2,S})C_1 - \left[ m_1C_2^{(1)} + n_3C_2^{(3)} \right];$$

for  $n_1 = m_1, n_2 = 0$  and  $n_3 = \theta_1, \theta_1 + 1, \dots, m_3$ ,

$$\begin{aligned} f(\mathbf{d}_{\theta_1}^W)(m_1, 0, n_3) &= Rm_1\mu_1 - \{m_1P_{1,W} + (n_3 \wedge m_2)P_{2,W} \\ &\quad + [m_2 - (n_3 \wedge m_2)]P_{2,S}\}C_1 \\ &\quad - \left[ m_1C_2^{(1)} + n_3C_2^{(3)} \right] - (n_3 \wedge m_2)C_3^{(1)}; \end{aligned}$$

for  $n_1 = m_1, n_2 = 1, 2, \dots, \theta_2 - 1$  and  $n_3 = 0, 1, \dots, m_3 - n_2$ ,

$$\begin{aligned} f(\mathbf{d}_{\theta_2}^S)(m_1, n_2, n_3) &= Rm_1\mu_1 - (m_1P_{1,W} + m_2P_{2,S})C_1 \\ &\quad - \left[ m_1C_2^{(1)} + n_2C_2^{(2)} + n_3C_2^{(3)} \right] \\ &\quad - n_2C_3^{(2)} - m_1\mu_1 1_{\{n_3=0\}}C_4; \end{aligned}$$

for  $n_1 = m_1, n_2 = \theta_2, \theta_2 + 1, \dots, m_2$  and  $n_3 = 0, 1, \dots, m_3 - n_2$ ,

$$\begin{aligned} f(\mathbf{d}_{\theta_2}^S)(m_1, n_2, n_3) &= R(m_1\mu_1 + n_2\mu_2) - [m_1P_{1,W} + (m_2 - n_2)P_{2,S} + n_2P_{2,W}]C_1 \\ &\quad - \left[ m_1C_2^{(1)} + n_2C_2^{(2)} + n_3C_2^{(3)} \right] - m_1\mu_1 1_{\{n_3=0\}}C_4; \end{aligned}$$

for  $n_1 = m_1, n_2 = m_2$  and  $n_3 = m_3 - m_2, m_3 - m_2 + 1, \dots, m_3$ ,

$$\begin{aligned} f(m_1, m_2, n_3) &= R(m_1\mu_1 + m_2\mu_2) - (m_1P_{1,W} + m_2P_{2,W})C_1 \\ &\quad - \left[ m_1C_2^{(1)} + m_2C_2^{(2)} + n_3C_2^{(3)} \right] - \lambda 1_{\{n_3=m_3\}}C_5. \end{aligned}$$

Note that

$$\begin{aligned} \eta^{d_{(\theta_1, \theta_2)}} &= \sum_{n_1=0}^{m_1} \pi^{d_{(\theta_1, \theta_2)}}(n_1, 0, 0) f(n_1, 0, 0) \\ &+ \sum_{n_3=1}^{m_3} \pi^{d_{(\theta_1, \theta_2)}}(m_1, 0, n_3) f^{d_{\theta_1}^W}(m_1, 0, n_3) \\ &+ \sum_{n_3=0}^{m_3-n_2} \sum_{n_2=0}^{m_2} \pi^{d_{(\theta_1, \theta_2)}}(m_1, n_2, n_3) f^{d_{\theta_2}^S}(m_1, n_2, n_3) \\ &+ \sum_{n_3=m_3-m_2+1}^{m_3} \pi^{d_{(\theta_1, \theta_2)}}(m_1, m_2, n_3) f(m_1, m_2, n_3). \end{aligned}$$

It follows from (48) that the long-run average profit under policy  $d_{(\theta_1, \theta_2)}$  is given by

$$\begin{aligned} \eta^{d_{(\theta_1, \theta_2)}} &= \sum_{i=0}^n \pi^{d_{(\theta_1, \theta_2)}}(n_1, 0, 0) \left[ (R\mu_1 - C_2^{(1)})n_1 - c_1 \right] \\ &+ \sum_{n_3=1}^{\theta_1-1} \pi^{d_{\theta_1}^W}(m_1, 0, n_3) \left[ Rm_1\mu_1 - c_2 - C_2^{(3)}n_3 \right] \\ &+ \sum_{n_3=\theta_1}^{m_3} \pi^{d_{\theta_1}^W}(m_1, 0, n_3) \left[ Rm_1\mu_1 - c_2 - (c_0 + C_3^{(1)})(n_3 \wedge m_2) - n_3 C_2^{(3)} \right] \\ &+ \sum_{n_3=0}^{m_3-n_2} \sum_{n_2=1}^{\theta_2} \pi^{d_{\theta_2}^S}(m_1, n_2, n_3) \left[ Rm_1\mu_1 - c_4 + (R\mu_2 - c_0 - C_2^{(2)})n_2 - C_2^{(3)}n_3 \right] \\ &+ \sum_{n_3=0}^{m_3-n_2} \sum_{n_2=\theta_2+1}^{m_2} \pi^{d_{\theta_2}^S}(m_1, n_2, n_3) \left[ Rm_1\mu_1 - c_4 - (C_2^{(2)} + C_3^{(2)})n_2 - C_2^{(3)}n_3 \right] \\ &+ \sum_{n_3=m_3-m_2+1}^{m_3} \pi^{d_{(\theta_1, \theta_2)}}(m_1, m_2, n_3) \left[ R(m_1\mu_1 + m_2\mu_2) - c_5 - C_2^{(3)}n_3 \right]. \end{aligned}$$

Let

$$(\theta_1^*, \theta_2^*) = \arg \max_{(\theta_1, \theta_2) \in \{0, 1, \dots, m_2\}} \left\{ \eta^{d_{(\theta_1, \theta_2)}} \right\}.$$

Then, we call  $d_{(\theta_1^*, \theta_2^*)}$  the optimal threshold-type asynchronous energy-efficient policy in the policy set  $\mathcal{D}^\Delta$ . Since  $\mathcal{D}^\Delta \subset \mathcal{D}$ , the partially ordered set  $\mathcal{D}$  shows that  $\mathcal{D}^\Delta$  is also a partially ordered set. Based on this, it is easy to see from the two partially ordered sets  $\mathcal{D}$  and  $\mathcal{D}^\Delta$  that

$$\eta^{d_{(\theta_1^*, \theta_2^*)}} \leq \eta^{d^*}.$$

For the energy-efficient data center, if  $\eta^{d_{(\theta_1^*, \theta_2^*)}} = \eta^{d^*}$ , then we call  $d_{(\theta_1^*, \theta_2^*)}$  the optimal threshold-type asynchronous energy-efficient policy in the original policy set  $\mathcal{D}$ ; if  $\eta^{d_{(\theta_1^*, \theta_2^*)}} < \eta^{d^*}$ , then we call  $d_{(\theta_1^*, \theta_2^*)}$  the suboptimal threshold-type asynchronous energy-efficient policy in the original policy set  $\mathcal{D}$ .

**Remark 6.** This paper is a special case of the group-server queue (see Li et al. [6]), but it provides a new theoretical framework for the performance optimization of such queueing systems. It is also more applicable to large-scale service systems, such as data centers for efficiently allocating service resources.

**Remark 7.** In this paper, we discuss the optimal asynchronous dynamic policy of the energy-efficient data center deeply, and such types of policies are widespread in practice. It would be interesting to

*extend our results to a more general situation. Although the sensitivity-based optimization theory can effectively overcome the drawbacks of MDPs, it still has some limitations. For example, it cannot discuss the optimization of two or more dynamic control policies synchronously, which is a very important research direction in dynamic optimization.*

## 8. Conclusions

In this paper, we highlight the optimal asynchronous dynamic policy of an energy-efficient data center by applying sensitivity-based optimization theory and RG-factorization. Such an asynchronous policy is more important and necessary in the study of energy-efficient data centers, and it largely makes an optimal analysis of energy-efficient management more interesting, difficult, and challenging. To this end, we consider a more practical model with several basic factors, for example, a finite buffer, a fast setup process from sleep to work, and the necessary cost of transferring jobs from Group 2 either to Group 1 or to the buffer. To find the optimal asynchronous dynamic policy in the energy-efficient data center, we set up a policy-based block-structured Poisson equation and provide an expression for its solution by means of the RG-factorization. Based on this, we derive the monotonicity and optimality of the long-run average profit with respect to the asynchronous dynamic policy under different service prices. We prove the optimality of the bang–bang control, which significantly reduces the action search space, and study the optimal threshold-type asynchronous dynamic policy. Therefore, the results of this paper provide new insights to the discussion of the optimal dynamic control policies of more general energy-efficient data centers.

Along such a line, there are a number of interesting directions for potential future research, for example:

- Analyzing non-Poisson inputs such as Markovian arrival processes (MAPs) and/or non-exponential service times, e.g., the PH distributions;
- Developing effective algorithms for finding the optimal dynamic policies of the policy-based block-structured Markov process (i.e., block-structured MDPs);
- Discussing the fact that the long-run performance is influenced by the concave or convex reward (or cost) function;
- Studying individual optimization for the energy-efficient management of data centers from the perspective of game theory.

**Author Contributions:** Conceptualization, J.-Y.M. and Q.-L.L.; methodology, L.X. All authors have read and agreed to the published version of the manuscript.

**Funding:** This research was funded in part by the National Natural Science Foundation of China under grant No. 71932002, by the Beijing Social Science Foundation Research Base Project under grant No. 19JDGLA004, and in part by the National Natural Science Foundation of China under grant No. 61573206 and No. 11931018.

**Institutional Review Board Statement:** Not applicable.

**Informed Consent Statement:** Not applicable.

**Acknowledgments:** The authors are grateful to the editor and anonymous referees for their constructive comments and suggestions, which sufficiently help the authors to improve the presentation of this manuscript.

**Conflicts of Interest:** The authors declare no conflict of interest.

## Appendix A. Special Cases

In this appendix, we provide two simple special cases to understand the state transition relations and the infinitesimal generator of the policy-based block-structured continuous-time Markov process  $\{X^{(d)}(t) : t \geq 0\}$ .

**Case A1.**  $m_1 = m_2 = 2$  and  $m_3 = 3$

To understand the block-structured continuous-time Markov process under an asynchronous energy-efficient policy, we first take the simplest case of  $m_1 = m_2 = 2$  and  $m_3 = 3$  as an example to illustrate the state transition relations and infinitesimal generator in detail.

Figure A1 shows the arrival and service rates without any policy for the Markov process  $\{\mathbf{X}^{(d)}(t) : t \geq 0\}$ . The transitions in which the transfer rates and the policies are simultaneously involved are a bit difficult, and such transition relations appear in a Markov chain with sync jumps of multi-events (either transition rates or policies (see Budhiraja and Friedlander [40])). For example, what begins a setup policy at State  $(2, 0, 1)$  is the entering Poisson process to State  $(2, 0, 1)$ , whose inter-entering times are i.i.d. and exponential with the entering rate  $\lambda + 2\mu_1 + \mu_2$ . Hence, if there exists one or two server set ups, then the transition rate from State  $(2, 0, 1)$  to State  $(2, 1, 0)$  is  $1_{\{d_{2,0,1}^W \geq 1\}}(\lambda + 2\mu_1 + \mu_2)$ . Such an entering process is easy to see in Figure A1.

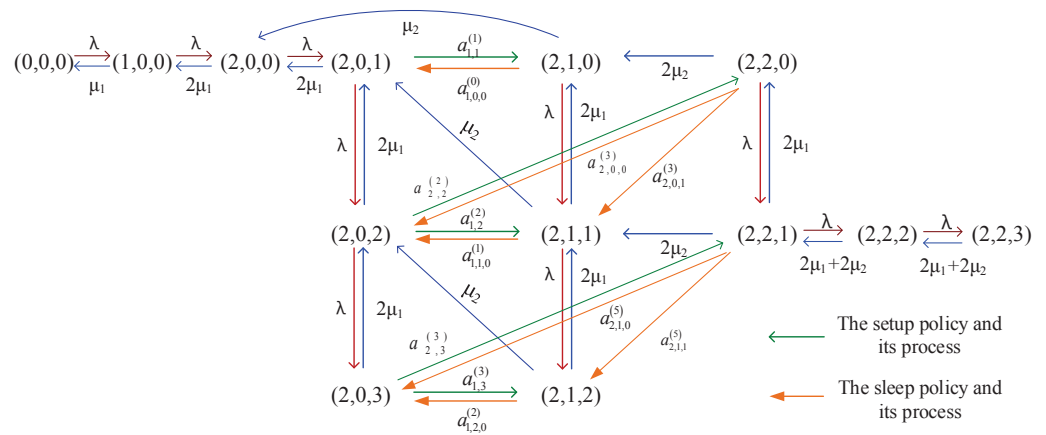


Figure A1. State transition relations for the case of  $m_1 = m_2 = 2$  and  $m_3 = 3$ .

We denote  $a_{k_1, k_2}^{(i)}$  as the transitions with the setup policy

$$\begin{aligned}
 a_{1,1}^{(1)} &= 1_{\{d_{2,0,1}^W \geq 1\}}(\lambda + 2\mu_1 + \mu_2), \\
 a_{1,2}^{(2)} &= 1_{\{d_{2,0,2}^W = 1\}}(\lambda + 2\mu_1 + \mu_2), \\
 a_{2,2}^{(2)} &= 1_{\{d_{2,0,2}^W = 2\}}(\lambda + 2\mu_1 + \mu_2), \\
 a_{1,3}^{(3)} &= 1_{\{d_{2,0,3}^W = 1\}}\lambda, \quad a_{2,3}^{(3)} = 1_{\{d_{2,0,3}^W = 2\}}\lambda.
 \end{aligned}$$

Similarly,  $a_{k_3, k_4, k_5}^{(i)}$  denotes the transitions with the sleep policy from

$$\begin{aligned}
 a_{1,0,0}^{(0)} &= 1_{\{d_{2,1,0}^S = 2\}}(2\mu_1 + 2\mu_2), \\
 a_{1,1,0}^{(1)} &= 1_{\{d_{2,1,1}^S = 2\}}(\lambda + 2\mu_1 + 2\mu_2), \\
 a_{1,2,0}^{(2)} &= 1_{\{d_{2,1,2}^S = 2\}}\lambda, \\
 a_{2,0,0}^{(3)} &= 1_{\{d_{2,2,0}^S = 2\}}2\mu_1, \\
 a_{2,0,1}^{(3)} &= 1_{\{d_{2,2,0}^S = 1\}}2\mu_1, \\
 a_{2,1,0}^{(5)} &= 1_{\{d_{2,2,1}^S = 2\}}(\lambda + 2\mu_1 + 2\mu_2), \\
 a_{2,1,1}^{(5)} &= 1_{\{d_{2,2,1}^S = 1\}}(\lambda + 2\mu_1 + 2\mu_2).
 \end{aligned}$$





Similarly, we can obtain every element  $Q_{i,j}$ ,  $0 \leq i, j \leq 5$ ; here, we omit the computational details.

## Appendix B. State Transition Relations

In this appendix, we provide a general expression for the state transition relations of the policy-based block-structured continuous-time Markov process  $\{\mathbf{X}^{(d)}(t) : t \geq 0\}$ . To express the state transition rates, in what follows, we need to introduce some notations.

Based on the state transition rates for both special cases that are related to either the arrival and service processes or the setup and sleep policies, Figure A3 provides the state transition relations of the Markov process  $\{\mathbf{X}^{(d)}(t) : t \geq 0\}$  in general. Note that the figure is so complicated that we have to decompose it into three different parts: (a) the arrival and service processes, (b) the state transitions by the setup policy, and (c) the state transitions by the sleep policy. However, the three parts must be integrated as a whole.

**(a) The arrival and service rates:** The first type is ordinary for the arrival and service rates without any policy (see Figure A3a).

**(b) The setup policy:** For  $k_2 = k_1$ , we write

$$a_{k_1, k_1}^{(1)} = 1_{\{d_{m_1, 0, k_2}^W \geq k_1\}} (\lambda + m_1 \mu_1 + \mu_2),$$

for  $k_2 = k_1 + 1, k_1 + 2, \dots, m_3 - 1$ ,

$$a_{k_1, k_2}^{(2)} = 1_{\{d_{m_1, 0, k_2}^W = k_1\}} (\lambda + m_1 \mu_1 + \mu_2),$$

for  $k_2 = m_3$ ,

$$a_{k_1, m_3}^{(3)} = 1_{\{d_{m_1, 0, k_2}^W = k_1\}} \lambda.$$

Observing Figure A3b, what begins a setup policy at State  $(m_1, 0, k)$  is the entering Poisson process to State  $(m_1, 0, k)$ , whose inter-entering times are i.i.d. and exponential with entering rates, namely either  $\lambda + m_1 \mu_1 + \mu_2$  for  $0 \leq k \leq m_3 - 1$  or  $\lambda$  for  $k = m_3$ . Such an entering process is easy to see from Figure A3a.

Since the setup and sleep policies are asynchronous,  $a_{k_1, k_2}^{(i)}$  will not contain any transition with the sleep policy because the sleep policy cannot be followed by the setup policy at the same time. To express the diagonal entries of  $Q_{1,1}$  in Appendix C, we introduce

$$\begin{aligned} b_{k_2}^{(1)} &= \lambda + m_1 \mu_1 + a_{k_1, k_1}^{(1)} + \sum_{k_1=1}^{k_2-1} a_{k_1, k_2}^{(2)}, \text{ if } k_2 = 1, 2, \dots, m_2 - 1, \\ b_{k_2}^{(2)} &= \lambda + m_1 \mu_1 + \sum_{k_1=1}^{m_2} a_{k_1, k_2}^{(2)}, \text{ if } k_2 = m_2, m_2 + 1, \dots, m_3 - 1, \\ b_{k_2}^{(3)} &= m_1 \mu_1 + \sum_{k_1=1}^{m_2} a_{k_1, m_3}^{(3)}, \text{ if } k_2 = m_3. \end{aligned} \quad (\text{A1})$$

**(c) The sleep policy:** For  $k_3 = 1, 2, \dots, m_2$ ,  $k_4 = 0, 1, \dots, m_3 - k_3$ , and  $k_5 = 0, 1, \dots, m_2$ , we write



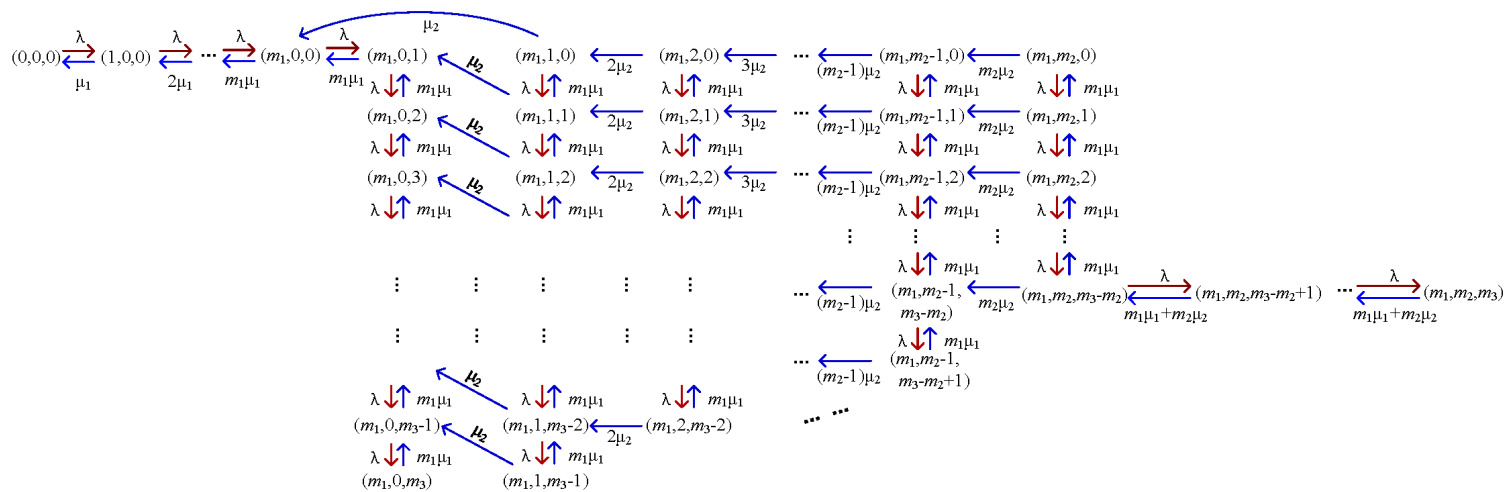
$$\begin{aligned}
 a_{k_3, k_4, k_5}^{(0)} &= 1_{\{d_{m_1, k_3, k_4}^S = m_2 - k_5\}} [m_1 \mu_1 + (k_3 + 1) \mu_2], \\
 a_{k_3, k_4, k_5}^{(1)} &= 1_{\{d_{m_1, k_3, k_4}^S = m_2 - k_5\}} [\lambda + m_1 \mu_1 + (k_3 + 1) \mu_2], \\
 a_{k_3, k_4, k_5}^{(2)} &= 1_{\{d_{m_1, k_3, k_4}^S = m_2 - k_5\}} \lambda, \\
 a_{k_3, k_4, k_5}^{(3)} &= 1_{\{d_{m_1, k_3, k_4}^S = m_2 - k_5\}} m_1 \mu_1, \\
 a_{k_3, k_4, k_5}^{(4)} &= 1_{\{d_{m_1, k_3, k_4}^S = m_2 - k_5\}} (\lambda + m_1 \mu_1), \\
 a_{k_3, k_4, k_5}^{(5)} &= 1_{\{d_{m_1, k_3, k_4}^S = m_2 - k_5\}} (\lambda + m_1 \mu_1 + m_2 \mu_2).
 \end{aligned}
 \tag{A2}$$

From Figure A3c, it is seen that there is a difference between the sleep and setup policies: State transitions with the sleep policy exist at many states  $(m_1, i, k)$  for  $1 \leq i \leq m_2$ . Clearly, the state transition with the sleep policy from State  $(m_1, i, k)$  is the entering Poisson processes, with the rate being the total entering rate to State  $(m_1, i, k)$ . Note that the sleep policy cannot be followed by the setup policy at the same time. Thus, it is easy to check these state transition rates given in the above ones.

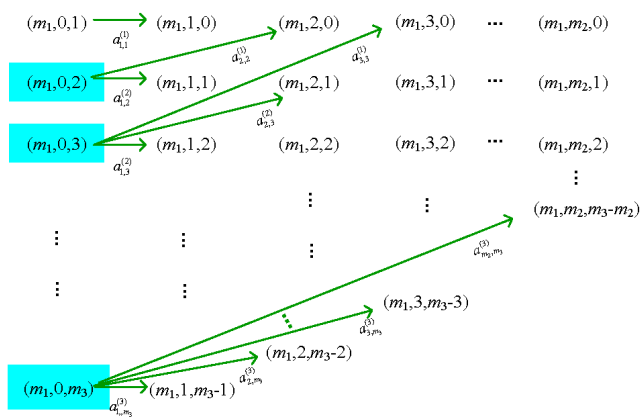
To express the diagonal entries of  $Q_{i,i}$  for  $2 \leq i \leq m_2 + 1$ , we introduce

$$\begin{aligned}
 b_{k_3, k_4}^{(0)} &= \lambda + k_3 \mu_2 + \sum_{k_5=0}^{k_3} a_{k_3, k_4, k_5}^{(0)}, \\
 b_{k_3, k_4}^{(1)} &= \lambda + m_1 \mu_1 + k_3 \mu_2 + \sum_{k_5=0}^{k_3} a_{k_3, k_4, k_5}^{(1)}, \\
 b_{k_3, k_4}^{(2)} &= m_1 \mu_1 + k_3 \mu_2 + \sum_{k_5=0}^{k_3} a_{k_3, k_4, k_5}^{(2)}, \\
 b_{k_3, k_4}^{(3)} &= \lambda + m_2 \mu_2 + \sum_{k_5=0}^{k_3} a_{k_3, k_4, k_5}^{(3)}, \\
 b_{k_3, k_4}^{(4)} &= \lambda + m_1 \mu_1 + m_2 \mu_2 + \sum_{k_5=0}^{k_3} a_{k_3, k_4, k_5}^{(4)}, \\
 b_{k_3, k_4}^{(5)} &= m_1 \mu_1 + m_2 \mu_2 + \sum_{k_5=0}^{k_3} a_{k_3, k_4, k_5}^{(5)}.
 \end{aligned}
 \tag{A3}$$

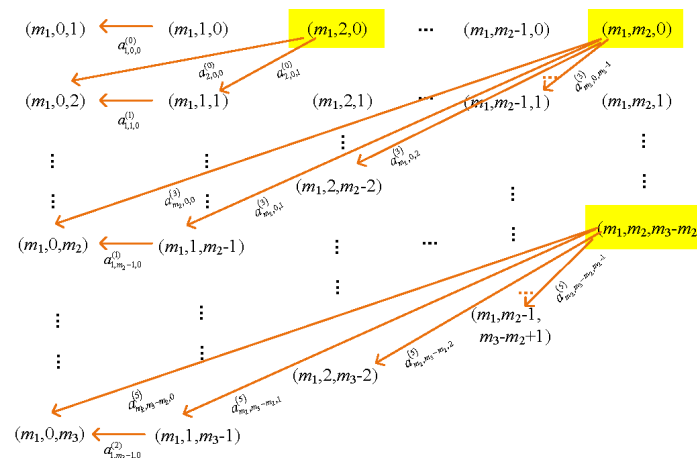
**Remark A1.** The first key step in applications of the sensitivity-based optimization to the study of energy-efficient data centers is to draw the state transition relation figure (e.g., see Figure A3) and to write the infinitesimal generator of the policy-based block-structured Markov process. Although this paper has largely simplified the model assumptions, Figure A3 is still slightly complicated by its three separate parts: (a), (b), and (c). Obviously, if we consider some more general assumptions (for example, (i) the faster servers are not cheaper, (ii) Group 2 is not slower, (iii) there is no transfer rule, and so on), then the state transition relation figure will become more complicated, so that it is more difficult to write the infinitesimal generator of the policy-based block-structured Markov process and to solve the block-structured Poisson equation.



(a) The arrival and service processes



(b) The setup policy and its process



(c) The sleep policy and its process

Figure A3. State transition relations of the policy-based block-structured Markov process.

**Remark A2.** Figure A3 shows that Part (a) expresses the arrival and service rates, while Parts (b) and (c) express the state transition rates caused by the setup and sleep policies, respectively. Note that the setup policy is started by only the arrival and service process at State  $(m_1, 0, k)$  for  $1 \leq k \leq m_3$  (see Part (b)), in which there is no setup rate because the setup time is so short that it is ignored. Similarly, it is easy to understand Part (c) for the sleep policy. It is worthwhile to note that an idle server may be at the work state, as seen in the idle servers with the work state in Group 1.

**Appendix C. Block Elements in  $Q^{(d)}$**

In this appendix, we write each block element in the matrix  $Q^{(d)}$ .

(a) For level 0, it is easy to see that

$$Q_{0,0} = \begin{pmatrix} -\lambda & \lambda & & & \\ \mu_1 & -(\lambda + \mu_1) & \lambda & & \\ & \ddots & \ddots & \ddots & \\ & (m_1 - 1)\mu_1 & -[\lambda + (m_1 - 1)\mu_1] & \lambda & \\ & & m_1\mu_1 & -(\lambda + m_1\mu_1) & \end{pmatrix}, Q_{0,1} = \begin{pmatrix} \\ \\ \\ \lambda \end{pmatrix}.$$

(b) For level 1, the setup policy affects the infinitesimal generator, and  $Q_{1,0}$  is given by

$$Q_{1,0} = \begin{pmatrix} m_1\mu_1 \end{pmatrix}, Q_{1,k_1+1} = \begin{pmatrix} \mathbf{0}, \mathbf{0}, \dots, \mathbf{0}, A_{k_1} \\ \underbrace{(k_1 - 1) \mathbf{0}s} \end{pmatrix}^T,$$

where

$$A_{k_1} = \begin{cases} \text{diag} \left( a_{k_1, k_1}^{(1)}, a_{k_1, k_1+1}^{(2)}, \dots, a_{k_1, m_3-1}^{(2)}, a_{k_1, m_3}^{(3)} \right), & \text{if } 1 \leq k_1 \leq m_2 - 1, \\ \text{diag} \left( a_{k_1, k_1}^{(2)}, a_{k_1, k_1+1}^{(2)}, \dots, a_{k_1, m_3-1}^{(2)}, a_{k_1, m_3}^{(3)} \right), & \text{if } k_1 = m_2, \end{cases}$$

and  $\mathbf{0}$  is a block of zeros with suitable size. From (A1), we have

$$Q_{1,1} = \begin{pmatrix} -b_1^{(1)} & \lambda & & & & & \\ m_1\mu_1 & -b_2^{(1)} & \lambda & & & & \\ \ddots & \ddots & \ddots & & & & \\ & m_1\mu_1 & -b_{m_2-1}^{(1)} & \lambda & & & \\ & & m_1\mu_1 & -b_{m_2}^{(2)} & \lambda & & \\ & & & \ddots & \ddots & & \\ & & & & m_1\mu_1 & -b_{m_3-1}^{(2)} & \lambda \\ & & & & & m_1\mu_1 & -b_{m_3}^{(3)} \end{pmatrix}. \tag{A4}$$

(c) For level 2, i.e.,  $k_3 = 1$ ,

$$Q_{2,0} = \begin{pmatrix} \mu_2 \end{pmatrix}, Q_{2,1} = \begin{pmatrix} a_{1,0,0}^{(0)} & & & & & & \\ \mu_2 & a_{1,1,0}^{(1)} & & & & & \\ & \ddots & \ddots & & & & \\ & & \mu_2 & a_{1,m_3-2,0}^{(1)} & & & \\ & & & \mu_2 & a_{1,m_3-1,0}^{(2)} & & \end{pmatrix},$$

and

$$Q_{2,2} = \begin{pmatrix} -b_{1,0}^{(0)} & \lambda & & & \\ m_1\mu_1 & -b_{1,1}^{(1)} & \lambda & & \\ \ddots & \ddots & \ddots & \ddots & \\ & m_1\mu_1 & -b_{1,m_3-2}^{(1)} & \lambda & \\ & & m_1\mu_1 & -b_{1,m_3-1}^{(2)} & \end{pmatrix}.$$

(d) For level  $k_3 + 1, k_3 = 2, 3, \dots, m_2 - 2$ , subdivided into three cases as follows:  
For  $k_5 = 0, 1, \dots, k_3 - 2$ ,

$$Q_{k_3+1,k_5+1} = \begin{pmatrix} \mathbf{0}, \mathbf{0}, \dots, \mathbf{0}, A_{k_3,k_5} \\ \underbrace{\hspace{10em}}_{(k_3-k_5) \text{ 0s}} \end{pmatrix},$$

where

$$A_{k_3,k_5} = \text{diag} \left( a_{k_3,0,k_5}^{(0)}, a_{k_3,1,k_5}^{(1)}, \dots, a_{k_3,m_3-k_3,k_5}^{(1)}, a_{k_3,m_3-k_3,k_5}^{(2)} \right).$$

For  $k_5 = k_3 - 1$ ,

$$Q_{k_3+1,k_3} = \begin{pmatrix} k_3\mu_2 & a_{k_3,0,k_3-1}^{(0)} & & & \\ & k_3\mu_2 & a_{k_3,1,k_3-1}^{(1)} & & \\ & & \ddots & \ddots & \\ & & & k_3\mu_2 & a_{k_3,m_3-k_3-1,k_3-1}^{(1)} \\ & & & & k_3\mu_2 & a_{k_3,m_3-k_3,k_3-1}^{(1)} \end{pmatrix}.$$

For  $k_5 = k_3$ ,

$$Q_{k_3+1,k_3+1} = \begin{pmatrix} -b_{k_3,0}^{(0)} & \lambda & & & \\ m_1\mu_1 & -b_{k_3,1}^{(1)} & \lambda & & \\ \ddots & \ddots & \ddots & \ddots & \\ & m_1\mu_1 & -b_{k_3,m_3-k_3-1}^{(1)} & \lambda & \\ & & m_1\mu_1 & -b_{k_3,m_3-k_3}^{(2)} & \end{pmatrix}.$$

(e) For level  $m_2 + 1$ , i.e.,  $k_3 = m_2$ ,

$$Q_{m_2+1,k_5+1} = \begin{pmatrix} \mathbf{0}, \mathbf{0}, \dots, \mathbf{0}, A_{m_2,k_5} \\ \underbrace{\hspace{10em}}_{(m_2-k_5) \text{ 0s}} \end{pmatrix}, \quad k_5 = 0, 1, \dots, m_2 - 2,$$

where

$$A_{m_2,k_5} = \text{diag} \left( a_{m_2,0,k_5}^{(3)}, a_{m_2,1,k_5}^{(4)}, \dots, a_{m_2,m_3-m_2-1,k_5}^{(4)}, a_{m_2,m_3-m_2,k_5}^{(5)} \right).$$

$$Q_{m_2+1,m_2} = \begin{pmatrix} m_2\mu_2 & a_{m_2,0,m_2-1}^{(3)} & & & \\ & m_2\mu_2 & a_{m_2,1,m_2-1}^{(4)} & & \\ & & \ddots & \ddots & \\ & & & m_2\mu_2 & a_{m_2,m_3-m_2-1,m_2-1}^{(4)} \\ & & & & m_2\mu_2 & a_{m_2,m_3-m_2,m_2-1}^{(5)} \end{pmatrix},$$

$$Q_{m_2+1, m_2+2} = \begin{pmatrix} & & \\ & & \\ \lambda & & \end{pmatrix},$$

and

$$Q_{m_2+1, m_2+1} = \begin{pmatrix} -b_{m_2,0}^{(3)} & \lambda & & & \\ m_1\mu_1 & -b_{m_2,1}^{(4)} & \lambda & & \\ \ddots & \ddots & \ddots & & \\ & m_1\mu_1 & -b_{m_2, m_3-m_2-1}^{(4)} & \lambda & \\ & & m_1\mu_1 & -b_{m_2, m_3-m_2}^{(5)} & \end{pmatrix}.$$

(f) For level  $m_2 + 2$ ,

$$Q_{m_2+2, m_2+1} = \begin{pmatrix} a \\ & \\ & \\ & \end{pmatrix} \text{ and } Q_{m_2+2, m_2+2} = \begin{pmatrix} -(\lambda+a) & \lambda & & & \\ a & -(\lambda+a) & \lambda & & \\ \ddots & \ddots & \ddots & & \\ & a & -(\lambda+a) & \lambda & \\ & & a & -a & \end{pmatrix},$$

where  $a = m_1\mu_1 + m_2\mu_2$ .

## References

- Masanet, E.; Shehabi, A.; Lei, N.; Smith, S.; Koomey, J. Recalibrating global data center energy-use estimates. *Science* **2020**, *367*, 984–986. [[CrossRef](#)] [[PubMed](#)]
- Zhang, Q.; Meng, Z.; Hong, X.; Zhan, Y.; Liu, J.; Dong, J.; Bai, T.; Niu, J.; Deen, M.J. A survey on data center cooling systems: Technology, power consumption modeling and control strategy optimization. *J. Syst. Archit.* **2021**, *119*, 102253. [[CrossRef](#)]
- Nadjahi, C.; Louahlia, H.; Lemasson, S. A review of thermal management and innovative cooling strategies for data center. *Sustain. Comput. Inform. Syst.* **2018**, *19*, 14–28. [[CrossRef](#)]
- Koot, M.; Wijnhoven, F. Usage impact on data center electricity needs: A system dynamic forecasting model. *Appl. Energy* **2021**, *291*, 116798. [[CrossRef](#)]
- Shirmarz, A.; Ghaffari, A. Performance issues and solutions in SDN-based data center: A survey. *J. Supercomput.* **2020**, *76*, 7545–7593. [[CrossRef](#)]
- Li, Q.L.; Ma, J.Y.; Xie, M.Z.; Xia, L. Group-server queues. In Proceedings of the International Conference on Queueing Theory and Network Applications, Qinhuangdao, China, 21–23 August 2017; pp. 49–72.
- Harchol-Balter, M. Open problems in queueing theory inspired by data center computing. *Queueing Syst.* **2021**, *97*, 3–37. [[CrossRef](#)]
- Barroso, L.A.; Hözl, U. The case for energy-proportional computing. *Computer* **2007**, *40*, 33–37. [[CrossRef](#)]
- Kuehn, P.J.; Mashaly, M.E. Automatic energy efficiency management of data center resources by load-dependent server activation and sleep modes. *Ad Hoc Netw.* **2015**, *25*, 497–504. [[CrossRef](#)]
- Gandhi, A. Dynamic Server Provisioning for Data Center Power Management. Ph.D. Dissertation, School of Computer Science, Carnegie Mellon University, Pittsburgh, PA, USA, 2013.
- Gandhi, A.; Doroudi, S.; Harchol-Balter, M.; Scheller-Wolf, A. Exact analysis of the M/M/k/setup class of Markov chains via recursive renewal reward. *Queueing Syst.* **2014**, *77*, 177–209. [[CrossRef](#)]
- Gandhi, A.; Gupta, V.; Harchol-Balter, M.; Kozuch, M.A. Optimality analysis of energy-performance trade-off for server farm management. *Perform. Eval.* **2010**, *67*, 1155–1171. [[CrossRef](#)]
- Gandhi, A.; Harchol-Balter, M.; Adan, I. Server farms with setup costs. *Perform. Eval.* **2010**, *67*, 1123–1138. [[CrossRef](#)]
- Maccio, V.J.; Down, D.G. On optimal policies for energy-aware servers. *Perform. Eval.* **2015**, *90*, 36–52. [[CrossRef](#)]
- Maccio, V.J.; Down, D.G. Exact analysis of energy-aware multiserver queueing systems with setup times. In Proceedings of the IEEE 24th International Symposium on Modeling, Analysis and Simulation of Computer and Telecommunication Systems, London, UK, 19–21 September 2016; pp. 11–20.
- Phung-Duc, T. Exact solutions for M/M/c/setup queues. *Telecommun. Syst.* **2017**, *64*, 309–324. [[CrossRef](#)]
- Phung-Duc, T.; Kawanishi, K.I. Energy-aware data centers with s-staggered setup and abandonment. In Proceedings of the International Conference on Analytical and Stochastic Modeling Techniques and Applications, Cardiff, UK, 24–26 August 2016; pp. 269–283.

18. Gebrehiwot, M.E.; Aalto, S.; Lassila, P. Optimal energy-aware control policies for FIFO servers. *Perform. Eval.* **2016**, *103*, 41–59. [[CrossRef](#)]
19. Gebrehiwot, M.E.; Aalto, S.; Lassila, P. Energy-performance trade-off for processor sharing queues with setup delay. *Oper. Res. Lett.* **2016**, *44*, 101–106. [[CrossRef](#)]
20. Gebrehiwot, M.E.; Aalto, S.; Lassila, P. Energy-aware SRPT server with batch arrivals: Analysis and optimization. *Perform. Eval.* **2017**, *15*, 92–107. [[CrossRef](#)]
21. Mitrani, I. Service center trade-offs between customer impatience and power consumption. *Perform. Eval.* **2011**, *68*, 1222–1231. [[CrossRef](#)]
22. Mitrani, I. Managing performance and power consumption in a server farm. *Ann. Oper. Res.* **2013**, *202*, 121–134. [[CrossRef](#)]
23. Kamitsos, I.; Ha, S.; Andrew, L.L.; Bawa, J.; Butnariu, D.; Kim, H.; Chiang, M. Optimal sleeping: Models and experiments for energy-delay tradeoff. *Int. J. Syst. Sci. Oper. Logist.* **2017**, *4*, 356–371. [[CrossRef](#)]
24. Hipp, S.K.; Holzbaur, U.D. Decision processes with monotone hysteretic policies. *Oper. Res.* **1988**, *36*, 585–588. [[CrossRef](#)]
25. Lu, F.V.; Serfozo, R.F. M/M/1 queueing decision processes with monotone hysteretic optimal policies. *Oper. Res.* **1984**, *32*, 1116–1132. [[CrossRef](#)]
26. Yang, J.; Zhang, S.; Wu, X.; Ran, Y.; Xi, H. Online learning-based server provisioning for electricity cost reduction in data center. *IEEE Trans. Control Syst. Technol.* **2017**, *25*, 1044–1051. [[CrossRef](#)]
27. Ding, D.; Fan, X.; Zhao, Y.; Kang, K.; Yin, Q.; Zeng, J. Q-learning based dynamic task scheduling for energy-efficient cloud computing. *Future Gener. Comput. Syst.* **2020**, *108*, 361–371. [[CrossRef](#)]
28. Liang, Y.; Lu, M.; Shen, Z.J.M.; Tang, R. Data center network design for internet-related services and cloud computing. *Prod. Oper. Manag.* **2021**, *30*, 2077–2101. [[CrossRef](#)]
29. Xia, L.; Chen, S. Dynamic pricing control for open queueing networks. *IEEE Trans. Autom. Control* **2018**, *63*, 3290–3300. [[CrossRef](#)]
30. Xia, L.; Miller, D.; Zhou, Z.; Bambos, N. Service rate control of tandem queues with power constraints. *IEEE Trans. Autom. Control* **2017**, *62*, 5111–5123. [[CrossRef](#)]
31. Ma, J.Y.; Xia, L.; Li, Q.L. Optimal energy-efficient policies for data centers through sensitivity-based optimization. *Discrete Event Dyn. Syst.* **2019**, *29*, 567–606. [[CrossRef](#)]
32. Chi, C.; Ji, K.; Marahatta, A.; Song, P.; Zhang, F.; Liu, Z. Jointly optimizing the IT and cooling systems for data center energy efficiency based on multi-agent deep reinforcement learning. In Proceedings of the 11th ACM International Conference on Future Energy Systems, Virtual Event, Australia, 22–26 June 2020; pp. 489–495.
33. Li, Q.L. *Constructive Computation in Stochastic Models with Applications: The RG-Factorizations*; Springer: Beijing, China, 2010.
34. Cao, X.R. *Stochastic Learning and Optimization—A Sensitivity-Based Approach*; Springer: New York, NY, USA, 2007.
35. Xia, L.; Zhang, Z.G.; Li, Q.L. A  $c/\mu$ -rule for job assignment in heterogeneous group-server queues. *Prod. Oper. Manag.* **2021**, 1–18. [[CrossRef](#)]
36. Li, Q.L.; Li, Y.M.; Ma, J.Y.; Liu, H.L. A complete algebraic transformational solution for the optimal dynamic policy in inventory rationing across two demand classes. *arXiv* **2019**, arxiv:1908.09295v1.
37. Ma, J.Y.; Li, Q.L. Sensitivity-based optimization for blockchain selfish mining. In Proceedings of the International Conference on Algorithmic Aspects of Information and Management, Dallas, TX, USA, 20–22 December 2021; pp. 329–343.
38. Xia, L. Risk-sensitive Markov decision processes with combined metrics of mean and variance. *Prod. Oper. Manag.* **2020**, *29*, 2808–2827. [[CrossRef](#)]
39. Puterman, M.L. *Markov Decision Processes: Discrete Stochastic Dynamic Programming*; John Wiley & Sons: New York, NY, USA, 2014.
40. Budhiraja, A.; Friedlander, E. Diffusion approximations for controlled weakly interacting large finite state systems with simultaneous jumps. *Ann. Appl. Probab.* **2018**, *28*, 204–249. [[CrossRef](#)]