

# Cytotoxic Effects of Phytomediated Silver and Gold Nanoparticles Synthesised from Rooibos (*Aspalathus linearis*), and Aspalathin

Akeem O. Akinfenwa <sup>1</sup>, Naeem S. Abdul <sup>2</sup>, Fathima T. Docrat <sup>2</sup>, Jeanine L. Marnewick <sup>2</sup>, Robbie C. Luckay <sup>3</sup>, Ahmed A. Hussein <sup>1\*</sup>

## SUPPLEMENTARY DATA

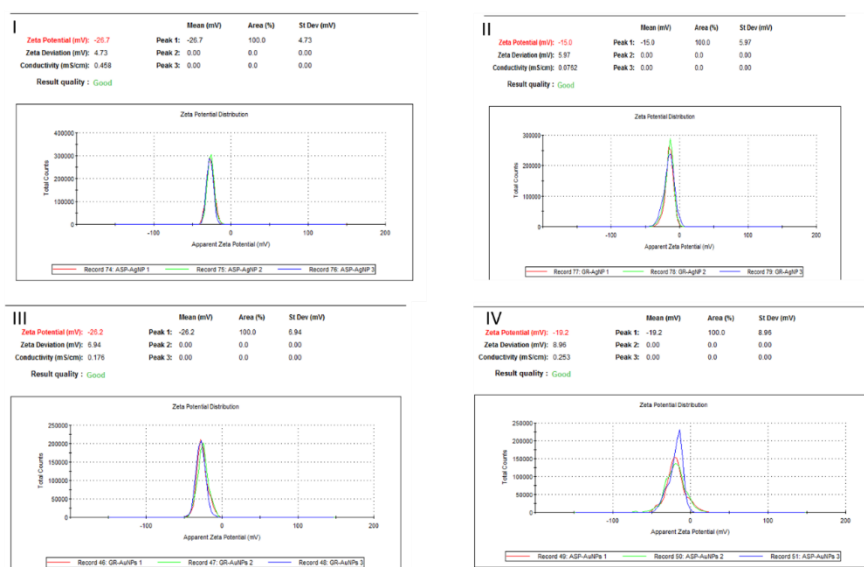
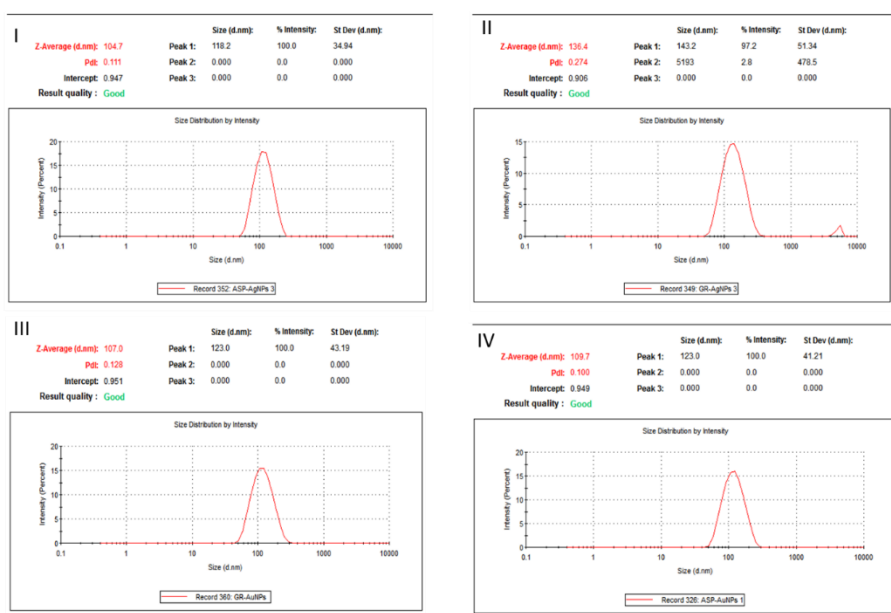
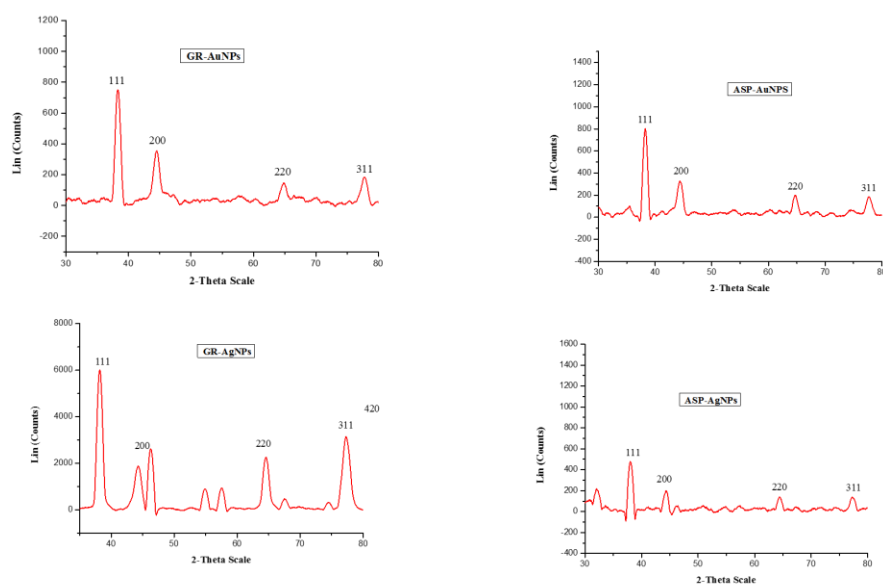


Figure S1. Zeta potential; ASP-AuNPs (I), GR-AgNPs (II), GR-AuNPs (III) and ASP-AuNPs (IV)



**Figure S2.** Hydrodynamic Average size; ASP-AuNPs (I), GR-AgNPs (II), GR-AuNPs (III) and ASP-AuNPs (IV)



**Figure S3 6.** XRD patterns showing face-centred cubic phases of GR and ASP AuNPs and AgNPs